


# FUN INSIDE!



**FREE ACTIVITIES FOR KIDS AND FAMILIES**

## NATURE AT HOME!

Getting bored at home? The City of Pittsburgh Park Rangers and Tree Pittsburgh are here to help. This packet is full of coloring, puzzle and nature pages and even a Build-Your-Own Park activity!

For even more fun, follow us on social media. Be sure to tag us in your completed activities and parks so we can see your designs!



# Recycling and Composting

*What is Recycling?*

*What can be recycled?*

*What is composting?*

*Think about it...what did you last put in the garbage? (draw it)*

*What are some ways you can think of to reduce and reuse in your life?*

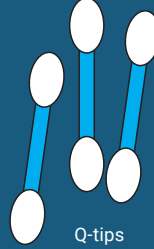
Draw a line from the item to the correct can




banana peel



soda can




Q-tips



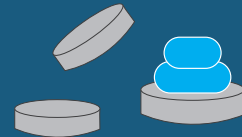
pencils



cardboard box



pizza box




bottle caps



newspaper




leaves



Answer: RECYCLE - cardboard box, newspaper, soda can, pizza box, pencils, bottle caps, TRASH - Q-tips, banana peel, leaves, COMPOST - leaves, newspaper

# Help the Seed get to the Soil



## Find All the Words


q c m e b w m z a o w z h k j v g u f s e f o v t r e e d b  
 c d i a m e t e r u a c f h n b a i e u h h c g h f f u c h  
 b i l r t g v n f k t x d j b r s t n o r k d t g e h p b u  
 y o e g c v z h o a e w g i r e c o t k v o s d i d g o g p  
 l t r b t u x u d h r e t p a d x p u h o e n r l u r l y k  
 t p t i w z m o x g t d b o n f d l y d r n g q n n u i u s  
 g u u j z x o f z i y f l u c t f m h u w u c s u k b k p a  
 h r g c o f f e e t r e e p h o t o s y n t h e s i s j n k  
 f k y l r t a j q r u u a t z o t a o r a m e m v d t n b u  
 n x u o t y q g r b e o f e c p e d i c g e p k x c t g g r  
 m c b i r c h f y c m n v x v m n f l i v i n g s v i m s a  
 i r d a l i e h u d j h c c f r b e m w t x j u d t p i n e  
 a w c s j n r d o s d g s e e d s w n a n a x a c o r n r c

- acorn
- arbor
- birch
- branch
- circumference
- coffeetree
- diameter
- fruit
- ginko
- leaf
- living
- measure
- oak
- photosynthesis
- pine
- pittsburgh
- sakura
- seeds
- soil
- sunlight
- tree
- water

## Adopt a Tree Activities

Keep notes and drawings in your journal.


1. Make a sketch of your tree. Draw the shape of its trunk, branches, and canopy (treetop).
2. Find out what kind of tree it is. Does it have any fruits, nuts, or seeds that help identify it? Sketch what you find. Use a field guide or other reference guide to look up its name.
3. Where is your tree? Draw a map to show its location.
4. Draw a picture of your tree from various perspectives: from a distance, from a high place, or from lying underneath looking up.
5. Investigate the health of your tree. Is it alive? How can you tell? Is it healthy? In what ways are people helping or hurting it?
6. Write 10 words to describe your tree, and then use these words in a paragraph or poem about your tree.
7. Draw a picture of a leaf from your tree. How does the leaf smell? How does it feel?
8. Make a rubbing of your tree's bark using the edge of a crayon or a soft-leaded pencil. How does the bark feel? How does it smell?
9. Are any animals on or near your tree? Don't forget to look for insects, spiders, and other small animals. Use binoculars or magnifiers for a closer look.
10. Are there any signs that animals have used your tree in the past? Look for holes, nests, trails, and other animal signs and describe what you see.
11. Each time you visit your tree, describe any changes you notice since the last visit.
12. Take photographs of your tree every visit. Look at several of the different photographs at once. In what ways has your tree changed over time and in what ways has it stayed the same?
13. Keep a journal of seasonal changes in your tree. When do the leaves start to fall? When do the leaf buds form on the branches? When do the fruits or seedpods ripen?







**Did You Know:** Oak trees produce acorns. If you ever find an acorn there will be an oak tree nearby. Many animals need oak trees. You might find squirrels, chipmunks, birds, caterpillars, deer, and turkey eating something from an oak tree.



## Count the Acorns in the Old Oak Tree *(answer is below: no cheating)*

Color and decorate the tree. Add things like birds, nests, squirrels, caterpillars, or even a tire swing to the tree above.

