



2022 STATISTICAL REPORT

CITY OF PITTSBURGH
DEPARTMENT OF PUBLIC SAFETY
BUREAU OF POLICE



EDWARD C. GAINEY, MAYOR
LEE SCHMIDT, PUBLIC SAFETY DIRECTOR
LARRY SCIROTTO, CHIEF OF POLICE

A MESSAGE FROM THE CHIEF OF POLICE

Annual Statistical Report

2022

I am pleased to present the 2022 Annual Report of the Pittsburgh Bureau of Police. It is both an honor and a privilege to reflect on the accomplishments, challenges, and progress we have made together in the past year as we continue our mission to be guardians of this great city.

Our commitment to the safety and well-being of every resident and visitor in Pittsburgh remains steadfast. We recognize that we cannot achieve this goal in isolation; it requires a partnership between law enforcement and the community. In 2022, we continued to strengthen this partnership, focusing on building trust, enhancing transparency, and fostering open lines of communication.

Community Engagement: We believe that collaboration is key to successful policing. Our officers actively engaged with community members through neighborhood meetings, outreach programs, and community events. By listening to your concerns and working together, we were able to address issues that matter most to you.

Transparency and Accountability: We understand the importance of transparency and accountability in law enforcement. In 2022, we continued to implement reforms, such as body-worn cameras, to ensure greater transparency in our interactions with the public. We are committed to upholding the highest standards of professionalism and integrity.

Community Policing: Our commitment to community policing remained strong. We launched initiatives aimed at addressing the root causes of crime, working collaboratively with community organizations, and providing resources to those in need.

Looking ahead, we acknowledge that challenges persist, and there is always room for improvement. We are dedicated to continuing our work with you, the community, to address these challenges head-on. Your input, support, and partnership are invaluable as we strive for a safer and more vibrant Pittsburgh.

I want to express my deepest gratitude to the men and women of the Pittsburgh Bureau of Police for their unwavering commitment to this city. I also want to thank the community for your trust and collaboration. Together, we have achieved great things, and together, we will continue to make Pittsburgh a place where everyone can live, work, and thrive.

In closing, I invite you to review this annual report, which provides a detailed overview of our activities and accomplishments in 2022. We remain committed to transparency and accountability, and this report is a testament to that commitment.

Thank you for your support, and I look forward to our continued partnership in the coming year.

Sincerely,
Larry Sciroto
Chief of Police
Pittsburgh Bureau of Police

TABLE OF CONTENTS

Annual Statistical Report

2022

2	A Message from Chief
3	Table of Contents
4	Biography of Chief
5	Mission and Values
6	Public Data Resources
8	Social Media
9	Certification of Compliance
12	Bureau Accreditation
14	Organization of the Bureau
15	Distribution of Personnel and Recruits by Rank, Gender, and Race
18	Officer Disciplinary Actions
22	Selection and Hiring Standards
26	Police Bureau Litigations January 1- December 31, 2022
41	Operations Branch Zone Summary
43	Bureau Vehicles
44	911 Calls for Service
46	Arrests
48	Traffic Stops
49	Frisk Search
51	Police Pursuits
52	Field Contact / Warrantless Search and Seizure
61	Subject Resistance / Use-of-Force
62	Homicide Analysis
63	Non-Fatal Shootings Analysis
66	Crime by Neighborhood
85	Domestic Violence Unit
95	Acknowledgements

BIOGRAPHY OF CHIEF LARRY SCIROTTO

Annual Statistical Report

2022

Biography

Chief Larry Sciroto is an accomplished and highly dedicated police executive with 15 years of management and executive leadership at the Pittsburgh Bureau of Police. Chief Sciroto holds the distinction of being the youngest Assistant Chief in the department's history, serving the city of Pittsburgh for 23 years. He was born as the first of two children in a multicultural family and was raised in public housing in suburban Pittsburgh, Pennsylvania. Chief Sciroto attended both public and Catholic schools, where he excelled as an athlete, eventually graduating from high school in 1991.

Chief Sciroto is responsible for the overall command of 900 sworn officers and 130 civilian employees, serving a population of 300,000 residents. During his 23-year career, Chief Sciroto advanced rapidly through various ranks, starting as a Police Officer, progressing to Detective, Investigation & Patrol Sergeant, Lieutenant, and finally assuming the role of Zone Commander. He handled patrol, investigative, and administrative responsibilities throughout the city.

As the Commander of Major Crime, Chief Sciroto spearheaded the implementation of a Group Violence Intervention Strategy aimed at reducing and solving violent crimes. This strategy heavily relied on the collaboration of community partners, social services, and outreach providers, with the goal of mitigating the impact of violent crime in communities and offering group participants and potential offenders alternative solutions through a collaborative process. These efforts yielded a remarkable 47% reduction in homicides over a span of five years.

Chief Sciroto also led a team tasked with developing an advanced curriculum that incorporated national best practices in the areas of the use of force, tactical decision making, and community-police relations. These training initiatives equipped officers with both theoretical knowledge and practical skills necessary to fulfill the bureau's mission while ensuring that the community was treated with dignity and respect. Key components of these training initiatives included the implementation of PERF's 30 Guiding Principles on Use of Force, Procedural Justice I, II, and III (bureau-wide), Implicit Bias Training, and the deployment of Less Lethal Weapons Platform Implementation.

Chief Sciroto holds a bachelor's degree in criminal justice from Ashworth University and is a master's candidate in Organizational Development and Leadership from Saint Joseph's University. Additionally, he is a graduate of the Northwestern University School of Police Staff and Command. Outside of his professional pursuits, Chief Sciroto is a fitness enthusiast and a collegiate basketball referee. In 2021, he had the honor of being selected as one of the referees to officiate in the men's NCAA Final Four in Indianapolis.

MISSION AND VALUES

Annual Statistical Report

2022

“We, the Pittsburgh Bureau of Police, stand ready to protect life; Serve without reservation or favor; Stand as partners with all; Helping our communities live free from fear.”

Our Values

Through our commitment to professional service to all, the Bureau of Police is a source of pride for our City and a benchmark for policing excellence.

HONOR: We are men and women of principle; we are driven to pursue the hard right versus the easy wrong.

INTEGRITY: Integrity reflects our values in action. Our actions reflect the Law Enforcement Code of Ethics; we do the right thing without exception, so that our behavior inspires and sustains the confidence of our community.

COURAGE: In valor there is hope. We are undaunted by the challenges before us, resolute in our commitment.

RESPECT: We respect the dignity and worth of all and treat citizens and colleagues alike with dignity and respect.

COMPASSION: Ours is a profession of service. Our compassion binds us to the communities we serve and inspires us to help others and promote justice.

PUBLIC DATA RESOURCES

Annual Statistical Report

2022

The [Western Pennsylvania Regional Data Center](#) works in partnership with the City of Pittsburgh and Allegheny County to publish much of the data referenced in this report.

Please visit the [Western Pennsylvania Regional Data Center's Data Guide](#) for more information. From the Guide:

This guide to Crime, Courts, and Corrections was created to make it easier to find, understand, and use information about public safety in the City of Pittsburgh, and the criminal justice and corrections systems in Allegheny County and the Commonwealth of Pennsylvania. While public agencies are now sharing a growing amount of data, this information does not have value to most people without context or an understanding of underlying systems, laws, policies, and processes.

Release of the data in this document allows the City to be a participant in the [National Police Data Initiative](#). Founded in 2015, the Initiative is an outgrowth of President Obama's Task Force on 21st Century Policing designed to reduce crime by building trust between citizens and police. Information sharing is viewed as a major trust-building step law enforcement organizations can take, and over 50 jurisdictions are now participating in the Initiative. For more information, please see the [National Police Data Initiative's FAQ](#).

PUBLIC DATA RESOURCES

Annual Statistical Report

2022

The Western Pennsylvania Regional Data Center (WPRDC) houses over 300 datasets that are readily available for the public to view and utilize 24/7. These are just a few of the many Public Safety datasets available to the public:

[Police Incident Blotter \(Archive\)](#)

The Police Blotter Archive contains crime incident data after it has been validated and processed to meet Uniform Crime Reporting (UCR) standards, published on a nightly basis.

[Police Incident Blotter \(30 Day\)](#)

The 30-Day Police Blotter contains the most recent initial crime incident data, updated on a nightly basis.

[Police Officer Training](#)

This dataset shows the time spent by currently active City of Pittsburgh police officers in professional development training.

[Pittsburgh Police Arrest Data](#)

Arrest data contains information on people taken into custody by City of Pittsburgh police officers.

[Pittsburgh Police Firearm Seizures](#)

This dataset includes counts of firearms by type seized by the Pittsburgh Bureau of Police.

[Non-Traffic Citations](#)

Non-traffic citations (NTCs, also known as "summary offenses") document low-level criminal offenses where a law enforcement officer or other authorized official issued a citation in lieu of arrest.

[Allegheny County 911 Dispatches - EMS and Fire](#)

The Allegheny County 911 center answers and dispatches 911 calls for 111 out of 130 municipalities in Allegheny County.

[Allegheny County Jail Daily Census](#)

A daily census of the inmates at the Allegheny County Jail (ACJ). Includes gender, race, age at booking, and current age.

[Allegheny County Crash Data](#)

Contains locations and information about every crash incident reported to the police in Allegheny County from 2004 to 2019.

To see visualizations of these data, please visit the [Interactive Violence Dashboards](#) by clicking the following links:

[Overall Trends in Violence Data](#) – Trends in violent crime in the City of Pittsburgh, going back to 2010

[Homicides Data](#) – Homicides in the City of Pittsburgh, going back to 2010

[Gun Violence Data](#) – Trends in gun violence in the City of Pittsburgh, going back to 2010.

[Jail Population Management Dashboard](#) – Series of dashboards providing information about the daily jail population, Alternative Housing population, the number of bookings and releases, length of stay, health and human services or benefits usage, and justice system involvement prior to booking.

To see how crime occurs by zone, neighborhood, and among different demographics, plus much more, please visit past Pittsburgh Bureau of Police Annual Reports by clicking the following link:

[Police Annual Reports](#) – Annual Reports compiled each year by the Pittsburgh Bureau of Police

SOCIAL MEDIA


Annual Statistical Report

2022

 [facebook.com/
PittsburghPolice/](https://facebook.com/PittsburghPolice/)

 [@pghpolice](https://twitter.com/pghpolice)

 [@pghpolice](https://www.instagram.com/pghpolice)
[@pghpolicechief](https://www.instagram.com/pghpolicechief)

 Pittsburgh Bureau of Police
September 7 at 4:02 PM · 🌐

A reminder that the deadline to register for the Citizen's Police Academy is THIS SATURDAY, September 9.

Citizen's Police Academy classes begin Wednesday, September 20. Seats are limited.

Easily apply online today <https://pittsburghpa.gov/publicsafety/cpa-spa>

TRAIN. LEARN. EXPERIENCE.

CITIZENS POLICE ACADEMY

REGISTRATION DEADLINE: SATURDAY, SEPTEMBER 9, 2023
START DATE: WEDNESDAY, SEPTEMBER 20, 2023

Class will be held every Wednesday evening from 6:30 PM until 8:30 PM at: Jewish Community Center, 5738 Forbes Ave., Pittsburgh, PA 15227.

The Pittsburgh Bureau of Police sponsors an opportunity for you to become closely acquainted with the roles and responsibilities of the Police Bureau. The Pittsburgh Citizens Police Academy (CPA) brings the police and the community close together in a setting that offers a sample of police training to each participant.

The City of Pittsburgh's Citizen Police Academy (CPA) allows participants to experience some of the highlights of police training and are exposed to the various operations of the police bureau. All the above takes place in a safe and interesting training environment.

As a participant of the CPA you will:

- Receive 25 hours of training over evening a week for 12 weeks.
- Will be taught the basics of criminal law, search and seizure, patrol tactics, the history of policing, public accountability and many other subjects.
- Will learn about the processing of crimes, how police careers are used and are exposed to a variety of the specialty police units.

All interested persons must complete the on-line application for consideration.
SEATS ARE LIMITED! APPLY TODAY!

TRAIN. LEARN. EXPERIENCE.

STUDENT POLICE ACADEMY

REGISTRATION DEADLINE: FRIDAY, SEPTEMBER 29, 2023
START DATE: THURSDAY, OCTOBER 5, 2023

Class will be held every Thursday evening from 6:30 PM until 8:00 PM at: Point Park University, 323 Wood Street, Pittsburgh, PA 15222.

The Pittsburgh Bureau of Police is offering an opportunity for high school students, free-of-charge, to become closely acquainted with the roles and responsibilities of the Pittsburgh Police.

The Pittsburgh Student Police Academy (SPA) will bring the Pittsburgh Police and high school youth together in a setting that offers a sample of police training to each student.

The SPA allows high school students to experience some of the highlights of police training and are exposed to the various operations of the police bureau. All the above takes place in a safe and interesting training environment.

As a participant of the SPA you will:

- Receive 15 hours of training over evening a week for 12 weeks.
- Will be taught the basics of criminal law, search and seizure, patrol tactics, the history of policing, public accountability and many other subjects.
- Will learn about the processing of crimes, how police careers are used and are exposed to a variety of the specialty police units.

All interested persons must complete the on-line application for consideration.
SEATS ARE LIMITED! APPLY TODAY!



Pittsburgh Police @PghPolice · Jul 28

Cops & Kids Summer Camp wrapped up today with graduation. 🎓

On Wednesday and Thursday, campers met River Rescue and enjoyed a round robin with SWAT, Bomb Squad, K9 Unit, Motorcycle Unit, Crime Scene Unit, and the Firearms Tracking Unit.

Thank you to our campers for a fun week!




Pittsburgh Public Safety and Larry Scirotto

CONNECT WITH US



 pghpolice
Pittsburgh, Pennsylvania

 pghpolice #NationalNightOut consisted of 41 total events throughout the City of Pittsburgh. Thank you to all the community leaders, organizations, and residents who organized and participated in the festivities!

It was a fantastic night building relationships and bonding over food, music, and activities.

Edited · 8w

[View insights](#)

[Boost post](#)



 Liked by pghtransitpd and 222 others
AUGUST 3

 Add a comment...

[Post](#)

CERTIFICATION OF COMPLIANCE

Annual Statistical Report

2022

In accordance with Ordinance No. 21 (bill no. 2010-0234) signed by the Mayor on October 20, 2011, I hereby certify that the Bureau of Police has maintained all requirements as they pertain to the consent decree between the United States of America and the City of Pittsburgh (civil no. 97-0354) and the stipulated order signed by United States District Court Judge Robert J. Cindrich on September 30, 2002.

/s/

Scott E. Schubert
Chief of Police

A Summary of the 1997 Consent Decree between
The United States of America and the City of Pittsburgh
Civil # 97-0354
(with citations)

1. **The City hereby reaffirms and acknowledges its obligation to discourage activity by City law enforcement officers which deprives persons of rights, privileges, and immunities secured and protected by the Constitution of the United States. (Consent Decree paragraph 8)**
2. **Personnel Assessment and Review System (PARS):** (referred to in the Consent Decree as the early warning system). PARS shall:
 - a. Collect and maintain the following (Consent Decree paragraph 12.a.):
 - i. officer's name and badge number,
 - ii. citizen complaints,
 - iii. hit and non-hit officer involved shootings,
 - iv. commendations and other indicators of positive performance,
 - v. discipline with related file numbers,
 - vi. training reassignments,
 - vii. transfers,
 - viii. mandatory counseling,
 - ix. status of administrative appeals and/or grievances,
 - x. detailed description of all criminal investigations or possible officer misconduct,
 - xi. detailed description of all civil or administrative claims filed against the City arising from PBP operations,
 - xii. a description of all other civil claims or suits that the officer is a named party to involving
 - xiii. allegations of untruthfulness, physical force, racial bias, or domestic violence,
 - xiv. a description of all lawsuits filed against the City, the PBP, or its officers arising from PBP operations,
 - xv. all arrests with the location of each arrest, the race of each arrestee, and the code violation(s),
 - xvi. searches and seizures as documented in the search and seizure reports,
 - xvii. use of force as documented in the use of force reports, and
 - xviii. traffic stop information documented in the reports.

CERTIFICATION OF COMPLIANCE

Annual Statistical Report

2022

- b. The written report (for 4.a.i. through 4.a.iv.) shall include the officer's name and badge number; description of incident; the specific type of use of force, search or seizure; description of any injuries and medical/hospital data; name, race and gender of all persons involved in the use of force, search or seizure; names and contact information for all witnesses; any weapons, evidence, or contraband found during the search; whether the individual involved in the use of force, search or seizure was arrested or cited, and if so, the charges; date, time, and location of the incident and search or seizure; and the signatures of the officer and his immediate supervisor (Consent Decree paragraph 15).
- c. The City shall develop and require all officers to complete a written report each time a PBP officer makes a traffic stop (Consent Decree paragraph 16):
- d. The written report (for 4.c.) shall include the officer's name and badge number; the race and gender of the individual searched or stopped; approximate time and location; whether the stop involved a frisk or pat-down search; any weapons, evidence, or contraband found during the search; and whether the individual involved was arrested or cited, and if so, the charges (Consent Decree paragraph 16).
- e. Data entered captured on the reports described above shall be entered into PARS (Consent Decree paragraph 17).

5. Supervisory Responsibility:

- a. The City shall conduct regular audits of:
 - i. Use of force by all officers (Consent Decree paragraph 18.),
 - ii. Search and seizure practices by all officers (Consent Decree paragraph 19.),
 - iii. Potential racial bias, including use of racial epithets, by all officers (Consent Decree paragraph 20.).
- b. PBP supervisors and senior supervisors shall have an affirmative obligation to act on this data with the goals of:
 - i. Preventing the use of excessive force (Consent Decree paragraph 18.),
 - ii. Preventing improper search and seizure practices by PBP officers (Consent Decree paragraph 19.),
 - iii. Eliminating actions that reflect racial bias by PBP officers (Consent Decree paragraph 20.).
- c. Each report above will be reviewed within one week by the reporting officer's chain-of-command (Consent Decree paragraphs 18-20).
- d. Quarterly Reviews (Consent Decree paragraph 21). After evaluating the most recent quarterly reports and evaluating an officer's complaint history, the City shall, at a minimum:
 - i. Require and provide appropriate remedial training, assignment to an FTO, counseling, transfer, and/or reassignment to all officers (such training, counseling, transfer, and/or reassignment shall address the type of misconduct alleged):
 1. who have had three (3) or more complaints containing allegations of similar types of misconduct (e.g., verbal abuse, excessive force, improper search and seizure) within the last two years, whether the complaints are sustained or not; and
 2. who have had five or more complaints of any kind within the last two years, whether the complaints are sustained or not.

CERTIFICATION OF COMPLIANCE

Annual Statistical Report

2022

- ii. Impose appropriate discipline on each officer against whom a complaint is sustained as soon as possible after the OMI disposition.
 - iii. Where appropriate, remedial training, counseling, transfer, or reassignment shall be required of each officer where a complaint is disposed of by a disposition other than sustained.
- e. Annual Performance Evaluations: The PBP shall require annual performance evaluations of all officers, supervisors, and senior supervisors. The performance evaluation shall be in writing and shall fully explain the weight and substance of all factors used to evaluate an officer (Consent Decree paragraphs 23 and 24). At a minimum:
 - i. Supervisors and senior supervisors shall be evaluated on their ability to monitor, deter, and appropriately address misconduct by officers they supervise; and
 - ii. The PBP shall evaluate each officer on the basis of his or her complaint history, focusing on patterns of misconduct.
 - iii. In addition to the Civil Service guidelines, the performance evaluations shall be considered as one of the factors in making promotions.
- f. Employee Assistance Program: The City shall continue to provide an employee assistance program ("EAP") (Consent Decree paragraph 25). This program shall at a minimum provide counseling and stress management services to officers. This program shall be staffed by sufficient licensed and certified counselors who are trained and experienced in addressing psychological and emotional problems common to police officers. The City shall publicize the availability of these services to all officers. The City shall authorize officers to attend counseling without any adverse actions taken against them. The City shall refer officers to, but not require their participation in, EAP counseling where the City believes an officer's job performance may benefit from EAP services. These provisions are separate from any counseling the City may require as part of its "Track III" mandatory counseling program.
- g. Notice of Criminal/Civil Action: The City shall require all officers to notify the City when the officers have been arrested, criminally charged, or named as a party in any civil suit involving allegations of untruthfulness, physical force, racial bias, or domestic violence. The City and PBP management shall monitor all such civil litigation and all criminal prosecutions of officers. PBP shall discipline and appropriately re-train, counsel, re-assign, or transfer officers found guilty or liable by a court or jury (Consent Decree paragraph 26). Officers determined by a court to have falsely arrested an individual or conducted an improper search or seizure shall be disciplined, retrained, counseled, transferred, or reassigned, as the circumstances warrant. Such litigation and investigations shall be reflected in (PARS) and recorded in the officer's complaint history (Consent Decree paragraph 27). PBP shall continue to discipline, re-train, counsel, transfer, or reassign officers who are the subject of civil litigation settled by the City prior to adjudication, as the circumstances and OMI investigation warrant (Consent Decree paragraph 28).

Community Relations: The United States recognizes that PBP officer representatives attend meetings of community groups within their zone. The PBP shall continue to make every effort to participate in these meetings, including meetings organized by or oriented towards minorities.

BUREAU ACCREDITATION**

Annual Statistical Report

2022

1. Pittsburgh City Code, § 116.02, paragraph I.D. requires that the Bureau of Police attain and maintain accreditation. To attain that accreditation, the Pittsburgh Bureau of Police has chosen to utilize the Pennsylvania Law Enforcement Accreditation Program. In 2019 the Pittsburgh Bureau of Police achieved our second re-accreditation with Chief Schubert being presented with the plaque in March 2019.

2. What is Accreditation? The Pennsylvania Chiefs of Police Association introduced the Pennsylvania Law Enforcement Accreditation Program to the Commonwealth in July 2001. Since then, over 250 agencies have enrolled and 45 agencies currently maintain accredited status.

Accreditation is a progressive and time-proven way of helping institutions evaluate and improve their overall performance. The cornerstone of this strategy lies in the promulgation of standards containing a clear statement of professional objectives. Participating administrators then conduct a thorough analysis to determine how existing operations can be adapted to meet these objectives. When the procedures are in place, a team of independent professionals is assigned to verify that all applicable standards have been successfully implemented. The process culminates with a decision by an authoritative body that the institution is worthy of accreditation.

The Pennsylvania Law Enforcement Accreditation Program was designed and developed by professional law enforcement executives to provide a reasonable and cost-effective plan for the professionalization of law enforcement agencies within the Commonwealth. The underlying philosophy of the program is to have a user-friendly undertaking for the departments that will result in a "success" oriented outcome.

Pennsylvania's law enforcement professionals want the program to be consistent and achievable for all types and sizes of law enforcement agencies within Pennsylvania.

3. Accreditation Program Phases The Accreditation program is broken down into three steps or phases:

Phase One: Application

PLEAC Description: The police department and local government officials make the joint decision to pursue police accreditation. Together, they notify the accreditation staff at the Pennsylvania Chiefs of Police Association via a Letter of Intent. Staff then provides all materials to begin the accreditation process. Not only does the agency receive the manuals, but also organizational materials such as labels for the accreditation folders and a software tracking program. A video is included to assist the police agency in concisely explaining the program to their staff. A free training class is also available for newly appointed Accreditation Managers and their Chief. There is a one-time fee of \$100 to participate in the Pennsylvania Law Enforcement Accreditation program.

BUREAU ACCREDITATION

Annual Statistical Report

2022

Phase Two: Self-Assessment

PLEAC Description: The Accreditation Manager will begin the process internally by performing a self-assessment of the agency. This begins as an exercise in comparison. The Accreditation Manager will compare how the current policies comply with the program's standards. Most agencies will discover that they are closer to compliance than anticipated.

When the agency has completed the self-assessment phase, it will want to host a mockassessment. This is a final review to ensure a smooth assessment in Phase Three. Staff is available throughout the process, offering 12 support and guidance to ensure every agency's success. In addition, several localized coalitions have been formed by Accreditation Managers to assist one another. There is also a state coalition that can be very helpful.

The main component in achieving accreditation is policy development. All policies identified for revision follow a specific protocol which includes review by the Pittsburgh Police Command Group consisting of forty-five members of the Pittsburgh Bureau of Police. This group also includes the entire Command Staff and the Public Safety Director), Fraternal Order of Police, The Independent Civilian Police Review Board, and the Pittsburgh Commission on Human Relations. It is a comprehensive process and requires a significant amount of time. The accreditation team uses model policies identified by the International Association Chiefs of Police and the Pennsylvania Law Enforcement Accreditation Commission. When appropriate, the accreditation team meets with subject matters experts both internal to and external of the Pittsburgh Bureau of Police.

File creation consists of documentation the PLEAC assessors will use to determine if the PBP has the appropriate policy in place to meet each individual standard. The files consist of two proofs that demonstrate the policy is in use consistently bureau wide. These proofs may be demonstrated by highlighting an officer's narrative in an investigative report dealing with that particular standard. File creation is complete and the centerpiece of the mock and on-site inspection.

Phase Three: Formal Assessment

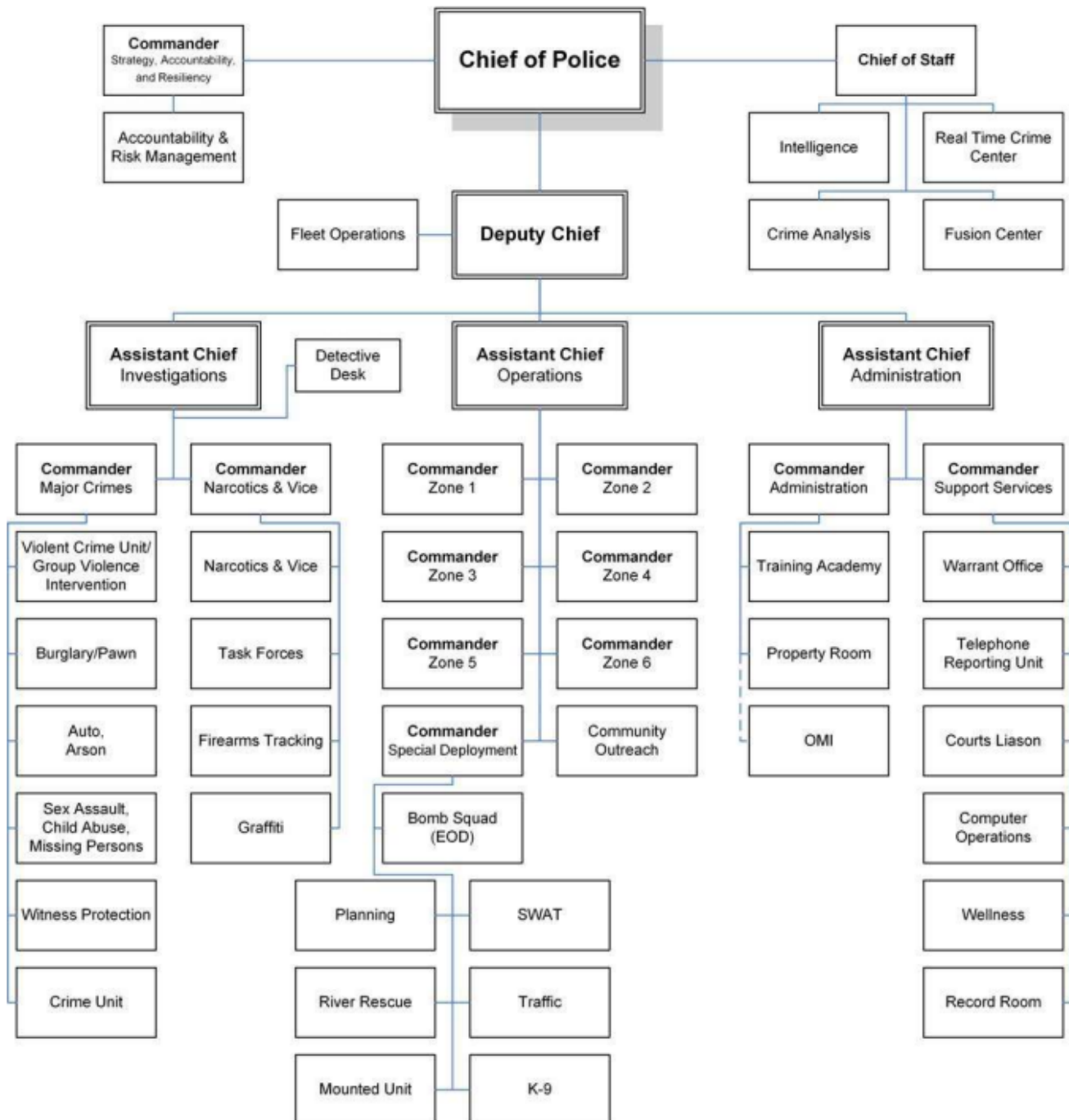
PLEAC Description: The final phase of the accreditation process is the Commission assessment. Trained assessors will do an on-site, two-day review of agency files ensuring compliance with all standards. Please note that the assessment is a success-oriented process. Your accredited status will remain valid for a three-year period. With accredited status, your agency may experience insurance savings; stronger community relations; and increased employee input, interaction and confidence in the agency.

ORGANIZATION OF THE BUREAU

Annual Statistical Report

2022

Department of Public Safety Bureau of Police



DISTRIBUTION OF PERSONNEL BY RANK, GENDER, AND RACE

Annual Statistical Report

2022

Current Gender Demographics by Rank				
	Number		Percentage	
	Female	Male	Female	Male
Chief of Police	0	0	0.00%	0.00%
Deputy Chief of Police	0	1	0.00%	100.00%
Assistant Chief of Police	3	1	75.00%	25.00%
Commander	1	9	10.00%	90.00%
Lieutenant	4	25	13.79%	84.66%
Sergeant	16	82	16.33%	83.67%
Detective	29	160	15.34%	84.66%
Master Police Officer	23	125	15.54%	84.46%
Police Officer	44	309	12.46%	87.54%
TOTAL OFFICERS	120	712	16.33%	83.67%
Recruit	0	0	0.00%	0.00%
Total	120	712	16.33%	83.67%

American Indian or Alaskan				
	Number			% of Rank
	Female	Male	Total	
Chief of Police	0	0	0	0.00%
Deputy Chief of Police	0	0	0	0.00%
Assistant Chief of Police	0	0	0	0.00%
Commander	0	0	0	0.00%
Lieutenant	0	0	0	0.00%
Sergeant	0	0	0	0.00%
Detective	0	0	0	0.00%
Master Police Officer	0	1	1	0.68%
Police Officer	0	1	1	0.28%
Recruit	0	0	0	0.00%
Total American Indian or Alaskan	0	2	2	0.24%

Asian or Pacific Islander				
	Number			% of Rank
	Female	Male	Total	
Chief of Police	0	0	0	0.00%
Deputy Chief of Police	0	0	0	0.00%
Assistant Chief of Police	0	0	0	0.00%
Commander	0	0	0	0.00%
Lieutenant	0	0	0	0.00%
Sergeant	1	1	2	2.04%
Detective	0	1	1	0.53%
Master Police Officer	0	0	0	0.00%
Police Officer	0	3	3	0.85%
Recruit	0	0	0	0.00%
Total Asian or Pacific Islander	1	5	6	0.72%

DISTRIBUTION OF PERSONNEL BY RANK, GENDER, AND RACE

Annual Statistical Report

2022

Black				
	Number			% of Rank
	Female	Male	Total	
Chief of Police	0	0	0	0.00%
Deputy Chief of Police	0	0	0	0.00%
Assistant Chief of Police	1	1	2	50.00%
Commander	0	1	1	10.00%
Lieutenant	1	0	1	3.45%
Sergeant	3	5	8	8.16%
Detective	6	19	25	13.23%
Master Police Officer	5	22	27	18.24%
Police Officer	6	30	36	10.20%
Recruit	0	0	0	0.00%
Total Black	22	78	100	12.02%
Hispanic				
	Number			% of Rank
	Female	Male	Total	
Chief of Police	0	0	0	0.00%
Deputy Chief of Police	0	0	0	0.00%
Assistant Chief of Police	0	0	0	0.00%
Commander	0	0	0	0.00%
Lieutenant	1	0	1	3.45%
Sergeant	0	0	0	0.00%
Detective	0	2	2	1.06%
Master Police Officer	0	1	1	0.68%
Police Officer	0	3	3	0.85%
Recruit	0	0	0	0.00%
Total Hispanic	1	6	7	.84%
White				
	Number			% of Rank
	Female	Male	Total	
Chief of Police	0	0	0	0.00%
Deputy Chief of Police	0	1	1	100.00%
Assistant Chief of Police	2	0	2	50.00%
Commander	1	8	9	90.00%
Lieutenant	2	25	27	93.10%
Sergeant	12	76	88	89.80%
Detective	23	138	161	85.19%
Master Police Officer	18	101	119	80.41%
Police Officer	38	267	305	86.40%
Recruit	0	0	0	0.00%
Total White	96	616	712	85.58%

DISTRIBUTION OF PERSONNEL BY RANK, GENDER, AND RACE

Annual Statistical Report

2022

Unknown/Undisclosed				
	Number			% of Rank
	Female	Male	Total	
Chief of Police	0	0	0	0.00%
Deputy Chief of Police	0	0	0	0.00%
Assistant Chief of Police	0	0	0	0.00%
Commander	0	0	0	0.00%
Lieutenant	0	0	0	0.00%
Sergeant	0	0	0	0.00%
Detective	0	0	0	0.00%
Master Police Officer	0	0	0	0.00%
Police Officer	0	2	2	0.57%
Recruit	0	0	0	0.00%
Total Unknown/Undisclosed	0	2	2	0.24%
2+ Races				
	Number			% of Rank
	Female	Male	Total	
Chief of Police	0	0	0	0.00%
Deputy Chief of Police	0	0	0	0.00%
Assistant Chief of Police	0	0	0	0.00%
Commander	0	0	0	0.00%
Lieutenant	0	0	0	0.00%
Sergeant	0	0	0	0.00%
Detective	0	0	0	0.00%
Master Police Officer	0	0	0	0.00%
Police Officer	0	3	3	0.85%
Recruit	0	0	0	0.00%
Total Unknown/Undisclosed	0	3	3	0.36%
TOTAL OF ALL OFFICERS	120	709	832	SWORN
	14.42%	85.22%		

OFFICER DISCIPLINARY ACTIONS

Annual Statistical Report

2022

DAR #	Charge(s)	Violation Date	Report Date	Recommend Discipline	Sustained Discipline	OMI Generated
22-001	Use of drugs Obey laws Conduct unbecoming	12/15/2021	12/15/2021	Suspension	5 days pending Officer retired before termination	no
22-002	Search/seizure Use of force Neglect of duty Prisoners Spray	12/22/2021	12/22/2021	Suspension	5 days pending termination	yes
22-003	Neglect of duty Transporting prisoners Use of force Radio communications	12/22/2021	12/22/2021	Suspension	Termination	yes
22-004	Neglect of duty Handling prisoners Use of force Radio communications	12/22/2021	12/22/2021	Suspension	Termination	yes
22-005	Neglect of duty Transporting prisoners Use of force Radio communications	12/22/2021	12/22/2021	Suspension	Termination	yes
22-006	Neglect of duty Intervening Prisoner Use of force	12/22/2021	12/22/2021	Suspension	Termination	yes
22-007	Neglect of duty Prisoners Use of force Body worn camera	12/22/2021	12/22/2021	Suspension	Termination	Yes
22-008	Neglect duty Use of force	12/22/2021	12/22/2021	Suspension	Termination	yes
22-009	Oper vehicle	12/22/2021	12/22/2021	Oral Rep	Oral Reprimand	No
22-010	Use of drugs	1/24/2022	1/26/2022	Suspension	Termination	No
22-011	Oper vehicle	1/23/2022	1/23/2022	Oral Rep	Oral Rep	No
22-012	Neglect duty	1/20/2022	1/24/2022	Oral rep	Counseling	No
22-013	Oper vehicle	1/4/2022	1/16/2022	Oral Rep	Oral Rep	No
22-014	JNET	1/22/2022	1/22/2022	Oral Rep	Oral Rep	No
22-015	Use of Force					
22-016	Oper Vehicle	1/25/2022	1/26/2022	Counseling	Counseling	No
22-017	Use of Force Reports	1/26/2022	1/28/2022	Policy Retraining	Policy Retraining	No

OFFICER DISCIPLINARY ACTIONS

Annual Statistical Report

2022

DAR #	Charge(s)	Violation Date	Report Date	Recommend Discipline	Sustained Discipline	OMI Generated
22-018	Training Attendance	1/26/2022	1/26/2022	Oral Rep With warning	Oral Reprimand with warning	No
22-019	Use of Force	8/9/2021	1/25/2022	Oral reprimand	Withdrawn - retraining	21-20
22-020	Use of Force	8/9/2021	1/25/2022	Oral Reprimand	Retraining	21-20
22-021	Body Worn Camera	10/2/2021	1/27/2022	Oral Reprimand	Counseling	
22-022	Body Worn Camera	10/2/2021	1/27/2022	Written Reprimand	Counseling and Retraining	21-022
22-023	Body Worn Camera	10/2/2021	1/27/2022	Oral Reprimand	Counseling and Retraining	21-022
22-024	Use of Force	8/9/2021	1/10/2022	Written reprimand	Withdrawn due to time limitation	
22-025	Neglect of Duty				Withdrawn Officer retired	
22-026	Neglect of Duty	2/7/2022	8/6/2021	Oral Reprimand	Counseling Training	
22-027	Involved Domestic Violence	7/9/2021	2/1/2022	Oral Monitor	Withdraw dom violence Enter track 2 program	
22-028	Body Worn Camera			Written	Written	
22-029	Operation of PBP Vehicle	1/16/2022	2/16/2022	Written Reprimand	Written Reprimand	No
22-030	Operation PBP Vehicles	12/18/2021	2/18/2022	Oral Reprimand	Counseling	
22-031	Laws/Orders Conduct Unbecoming Mask Order	2/23/2022	2/24/2022	Suspension	3 day suspension	
22-032	Conduct towards public	8/11/2021	3/16/2022	Counseling	Counseling Debriefing	
22-033	Operation vehicle	2/6/2022	3/21/2022	Counseling	Counseling and retraining	
22-034	Code of Ethics Use of city email	4/5/2022	4/5/2022	Written reprimand	Oral reprimand Withdraw ethics	Yes
22-035	Conduct unbecoming	1/30/2022	4/1/2022	Written reprimand	Written reprimand Anger Management	
22--36	Conduct Unbec Truthfulness	1/10/2022	4/4/2022	Written reprimand	Written reprimand and transfer	
22-037	Towing Procedures	1/8/2022	1/8/2022	Oral reprimand	Withdrawn Retrain on tows	
22-038	Conduct Unbecoming Truthfulness	3/10/2022	4/20/2022	Suspension	5 days pending termination	No
22-039	Conduct Unbecom Truthfulness	4/22/2022	4/20/2022	Suspension	5 days pending termination	
22-040	Truthfulness Conduct Unbecoming	3/17/2022	4/29/2022	5 days pending termination	pending	
22-041	Court Appearance	3/29/2022	4/3/2022	Oral Reprimand	Oral Reprimand	
22-042	Neglect of duty	3/24/2022	3/24/2022	Written reprimand	Written Reprimand Performance Imp Plan	

OFFICER DISCIPLINARY ACTIONS

Annual Statistical Report

2022

DAR #	Charge(s)	Violation Date	Report Date	Recommend Discipline	Sustained Discipline	OMI Generated
22-043	Operation vehicle	1/13/2022	4/28/2022	Counseling	Counseling	
22-044	Use of Force Taser	4/5/2022	5/9/2022	Written Reprimand	Written Reprimand	
22-045	Orders Sick Leave	5/1/2022	5/11/2022	Suspension	Written Reprimand	
22-046	Pursuits	3/20/2022	5/5/2022	Oral	Counseling	
22-047	Pursuits	3/20/2022	5/5/2022	Oral	Counseling	
22-048	Use of Force duty to intervene	4/5/2022	5/9/2022	Oral	Debriefing	
22-049	Search/Seizure Truthfulness	2/17/2022	5/26/2022	Suspension	Written Reprimand	
22-050	Collisions Duties	2/28/2022	6/8/2022	Counseling	Counseling	
22-051	Collisions Communicate to Supervisor	1/23/2022	4/27/2022	Oral Reprimand	Oral Reprimand	
22-052	Conduct Truthfulness Incompetent	3/9/2022	5/31/2022	Written	Counseling	
22-053	Drugs	6/13/2022	6/27/2022	5 days pending	Termination	
22-054	Operation Vehicle	5/10/2022	6/29/2022	Oral	Oral	
22-055	Neglect of Duty	6/10/2022	6/21/2022	Written	Oral -	
22-056	Incompetency Neglect of Duty	6/10/2022	6/20/2022	Suspension	Written	
22-057	Confidential Info Electronic Comm	7/20/2022	7/20/2022	Written	Oral Reprimand	
22-058	Operation vehicle	7/1/2022	7/13/2022	Oral	Oral reprimand	
22-059	Conduct Unb Conduct to other employee	7/14/2022	2021	Suspension	Termination	
22-060	Towing procedures Search & seizures	8/2/2022	8/4/2022	1 day suspension		
22-061	Pursuits	8/2/2022	8/4/2022	Suspension	Oral Reprimand	
22-062	Standard conduct reports	8/15/2022	8/17/2022	Oral	Withdrawn Retraining	
22-063	Incompetency Neglect of duty Conduct unbecoming	8/26/2022	9/6/2022	5 days pending termination		

OFFICER DISCIPLINARY ACTIONS

Annual Statistical Report

2022

DAR #	Charge(s)	Violation Date	Report Date	Recommend Discipline	Sustained Discipline	OMI Generated
22-064	Reports	8/16/2022	8/16/2022	Written reprimand	Withdrawn	
22-065	Reports Crash reports Neglect of duty	8/15/2022	8/15/2022	Oral Reprimand	Withdrawn	
22-066	Conduct towards public	8/23/2022	8/24/2022	Oral reprimand	Counseling	yes
22-067	BWC	8/30/2022	8/30/2022	Written Reprimand	Withdrawn Counsel on BWC	
22-068	Duties of on-scene members Member involved in accident shall notify supervisor	8/17/2022	8/29/2022	Oral Reprimand	Withdrawn Retraining by unit supervisor	
22-069	Media policy Standards of conduct	7/26/2022	9/7/2022	5 days pending termination	Withdrawn	
22-070	BWC Motor vehicle pursuits	8/25/2022	8/25/2022	Written Reprimand	Withdrawn	
22-071	Code of ethics Social media	9/15/2022	9/17/2022	Termination	Withdrawn	
22-072	BWC Neglect of duty Conduct to public	9/14/2022	9/14/2022	Oral Reprimand	Counseling	
22-073	Punctuality	9/19/2022	9/21/2022	Written Reprimand	Counseling	
22-074						

SELECTION AND HIRING STANDARDS

Annual Statistical Report

2022

1.0 PURPOSE

1.1 The officer selection and hiring process is designed to ensure that the agency has an efficient, effective, and fair selection process that results in the appointment of those individuals who best possess the skills, knowledge, and abilities necessary for the effective delivery of law enforcement services to the community.

2.0 POLICY

2.1 It is the policy of the department for all personnel to adhere to the guidelines of this general order.

3.0 SELECTION AND HIRING STANDARDS FOR SWORN OFFICERS

3.1 The City of Pittsburgh recruitment and selection procedures are designed to finding and appointing qualified individuals to serve the Pittsburgh Bureau of Police while adhering to the guidelines of applicable law; i.e.:

3.1.1 Equal Employment Opportunity Commission (EEOC)

3.1.2 Title VII - Civil Rights Act of 1964

3.1.3 Age Discrimination Act of 1967

3.1.4 Pennsylvania Human Relations Act, as amended

3.1.5 Americans with Disabilities Act (ADA)

3.1.6 City of Pittsburgh Civil Service Statutes and Rules

3.1.7 MPOETC Guide to the Hiring of Police Officers.

3.2 Applications

3.2.1 The online Application Portal (www.pghjobs.net), during the application period, is where the applicant will manage and apply for the official position announcement to the City of Pittsburgh Human Resources and Civil Service ("HR&CS").

3.3 General Application Requirements

3.3.1 Completed online City of Pittsburgh Application for the position of police officer.

3.3.2 At least 18 years of age at the time of filing the application.

3.3.3 A United States citizen.

SELECTION AND HIRING STANDARDS

Annual Statistical Report

2022

3.3.3 A United States citizen.

3.3.4 Applicants must become residents of an area within a 25-mile air radius of the City-County Building (401 Grant Street, Pittsburgh, Pennsylvania 15219) before employment and remain a resident within the 25-mile air radius throughout employment.

3.3.5 A current, valid Pennsylvania Motor Vehicle Operator's License (Class C-regular) or a current valid driver's license from another state or the U.S. Armed Forces. Licenses must be presented at the time of filing the application or prior to appointment. PA driver's license must be obtained prior to appointment and maintained throughout employment.

3.3.6 Thirty (30) semester credits (or forty-five (45) quarter credits) of completed coursework at an accredited college, university, technical or trade school. Official Education/Training transcripts must be submitted at the time of filing application. Sixty (60) semester credits (or ninety (90) quarter credits) of completed coursework at an accredited college, university, technical or trade school must be completed by the time the candidate's rank on the eligibility list is reached for processing for an academy class. If the candidate does not meet the requirement at that time, the candidate will be able to request a one-year civil service education waiver/deferment.

3.3.7 Veteran's Preference documentation, if applicable, must be submitted at the time of filing application or not later than the Oral Examination date.

3.3.8 Applicants must be able to read at no less than the ninth-grade level, as established through the administration of the Nelson-Denny Reading Test.

3.3.9 Applicants must be able to achieve a score in the 30th percentile or higher for the person's age and gender for physical fitness as defined by the Municipal Police Officers' Education and Training Commission.

3.4 Civil Service Examinations

3.4.1 An applicant must take and pass each of the Civil Service examination portions to attain a total examination score and be placed onto the eligibility list.

3.4.1.1. Written examination

3.4.1.1.2 If an applicant meets the above general application requirements, he/ she will be sent a letter of admission for the written examination.

3.4.1.1.3 Applicants must pass the written examination to have their name placed on the Civil Service Eligibility list and to be scheduled for the oral examination.

SELECTION AND HIRING STANDARDS

Annual Statistical Report

2022

3.4.1.2 Oral Examination

3.4.1.2.1 The Oral Interview Boards will consist of members as determined by the Chief of Police or otherwise.

3.4.1.2.2 The members of the Oral Interview Boards will ask each applicant standardized, pre-selected questions only.

3.4.1.2.3 Each member of the Panel will initially rate each candidate independently and then as a group resulting in a final consensus of: recommended or not recommended.

3.5 Physical Fitness Assessment

3.5.1 A Physical Fitness assessment, as required by MPOETC, will be administered by the HR&CS, with the oversight of the Pittsburgh Bureau of Police. The assessment is based on standards developed by the Cooper Institute—Based norms and protocols for assessing and testing the applicant's physical fitness level. Each applicant shall score no lower than the 30th percentile of the Cooper standards, which coincides with the 30th percentile of the general population, in each of the four required evaluations to be eligible for employment. An applicant will not be enrolled in a recruit training program at the police academy unless the applicant has obtained a score in the 30th percentile or higher for the applicant's age and gender as specified in the Cooper standards for each of the four evaluations.

3.6 Background Investigation

3.6.1 Background investigations shall be conducted in accordance with General Order #20-5, "Selection-Administrative Practices and Procedures", Section 3.0. Background Investigation Required.

3.7 Certification for Appointment List

3.7.1 Generated from the eligibility list, the names of the applicants who have successfully completed the above steps in the hiring process are forwarded to the Chief of Police.

3.8 Chief's Selection Process

3.8.1 The Chief of Police selects the candidates who are to receive a conditional offer of employment from the names appearing on the certification for employment list, in accordance with the General Civil Service Statute.

SELECTION AND HIRING STANDARDS

Annual Statistical Report

2022

3.9 Conditional Offers of Employment

3.9.1 Successful applicants will be given a conditional offer of employment dependent upon the following:

3.9.1.1 Successful completion of a medical examination, conducted in accordance with General Order #20-5, "Selection-Administrative Practices and Procedures", Section 4.0. Medical Examination Required.

3.9.1.2 Successful completion of a psychological suitability examination, conducted in accordance with General Order #20-5, "Selection-Administrative Practices and Procedures", Section 5.0, pursuant to Civil Service Rule III, Section 2.

3.10 Final Offers of Employment

3.10.1 Upon successful fulfillment of all conditional offer of employment elements, including residency, the applicant shall be given a final offer of employment.

Approved By: _____



Scott Schubert Chief of Police 2019

Statement on Hiring and Recruitment Commitment

The Pittsburgh Bureau of Police is committed to hiring qualified police candidates that represent the diversity of our neighborhoods and residents. The PBP regularly attends recruiting events with Human Relations & Civil Service at community events, churches, colleges, and convention centers in Pittsburgh and in surrounding states. In addition, HR&CS has continuous recruitment cycles, consistent with civil services laws, to shorten the time frame between recruitment and hiring. The PBP has partnered with the Hill House and CCAC to support a tutoring program to help minority candidates prepare for success in the police testing and hiring process.

POLICE BUREAU LITIGATIONS JANUARY 1-DECEMBER 31, 2022

Annual Statistical Report

2022

- Number of officers sued, with a statistical breakdown showing the types of claims, in which court or administrative body they were filed, and the result in terms of payment and/or equitable relief:

TOTAL NUMBER OF OFFICERS SUED: 49 (14 cases)

United States District Court for the Western District of Pennsylvania

- False Arrest/Imprisonment 6 claims – 4 Open, 2 Closed
- Excessive Force 6 claims – Open
- Illegal Search 1 claim - Open

Court of Common Pleas of Allegheny County – General Docket

- Other Civil Rights 1 case – Open

Court of Common Pleas of Allegheny County – Arbitration Docket

- Other Civil Rights 1 case – Open

Miscellaneous (failure to return photos) 1 case - Open

- The number of police related civil actions filed during the reporting period against the City of Pittsburgh and the Bureau of Police distinguished by the type of claim and the name of the court or administrative body in which the claims were filed.

TOTAL NUMBER OF CLAIMS FILED: 16

United States District Court for the Western District of Pennsylvania

- False Arrest/Imprisonment 6 claims – 4 Open, 2 Closed
- Excessive Force 6 claims - Open
- Illegal Search 1 claim - Open

Court of Common Pleas of Allegheny County – General Docket

- Other Civil Rights 1 case – Open

Court of Common Pleas of Allegheny County – Arbitration Docket

- Other Civil Rights 1 case – Open
- Miscellaneous (failure to return photos) 1 case - Open

POLICE BUREAU LITIGATIONS JANUARY 1-DECEMBER 31, 2022

Annual Statistical Report

2022

- The number of civil actions settled during the reporting period and the monetary amount of each settlement identified by the year of the claim, the parties' names and, if applicable, relevant docket number.

NUMBER OF CIVIL ACTIONS SETTLED:

3

DANIEL DELLENBAUGH v. THE CITY OF PITTSBURGH, a municipal corporation, CAMERON McLAY, et al. in his Official Capacity as Chief Police Officer for the City of Pittsburgh and in his Individual Capacity; LUCAS GOBRECHT, in his Official Capacity as a Police Officer for the City of Pittsburgh and in his Individual Capacity; GABRIEL LAMBRIGHT, in his Official Capacity as Police Officer for the City of Pittsburgh and in his Individual Capacity; MICHAEL SOROCZAK, in his Official Capacity as Police Officer for the City of Pittsburgh and in his Individual Capacity; JEREMY HURLEY, in his Official Capacity as K-9 and Police Officer for the City of Pittsburgh, and in his Individual Capacity, JOHN DOE, in his Official Capacity as Police Officer for the City of Pittsburgh and in his Individual Capacity, and CITY OF PITTSBURGH BUREAU OF POLICE, No. 2:18-cv-01108, filed in the United States District Court for the Western District of Pennsylvania.

Civil Rights: Excessive Force, false arrest & malicious prosecution

Year of Claim: 2016

Matter Settled for \$7,500 on 1/11/2022

RONALD JAMES MADERO v. OFFICER CHRISTINE LUFFEY, in her individual capacity; MARY KAY GENTERT; TARRA PROVIDENT; HOMELESS CAT MANAGEMENT TEAM; HUMANE ANIMAL RESCUE; JAMIE WILSON; SARA ANDERSON; DONNA HUGHES; JESSICA SERBIN; HALA NEUMAH; DEVON KLINGENSMITH and SARAH SHIVELY, No. 2:19-cv-00700, filed in the United States District Court for the Western District of Pennsylvania.

Civil Rights: Illegal Search/Seizure of personal property

Year of Claim: 2017

Matter Settled for \$125,000 on 3/25/2022

KYLE SHOLTIS v. CITY OF PITTSBURGH, MAG PITT, L.P. d/b/a CHEERLEADERS, MATTHEW TURKO, No. 2:19-cv-00332, filed in the United States District Court for the Western District of Pennsylvania.

Civil Rights: Excessive Force and False Arrest (Secondary Employment Related)

Year of Claim: 2017

11/4/21: ORDER of Court granting in part and denying in part Defendants City of Pittsburgh & Matthew Turko's Motion for Summary Judgment. Defendant City of Pittsburgh's Motion for Summary Judgment is GRANTED and is terminated as a party to the action. Defendant Matthew Turko's Motion for Summary Judgment is DENIED and claim at Count I will proceed against Defendant Turko.

12/6/21: Defendant Turko filed a Notice of Appeal to the United States Court of Appeals for the Third Circuit. (US3rd Circuit Docket No. 21-3253)

Matter Settled for \$30,000 on 6/21/22

POLICE BUREAU LITIGATIONS JANUARY 1-DECEMBER 31, 2022

Annual Statistical Report

2022

- The number of civil actions resolved during the reporting period by a court or jury or administrative body, the monetary amount distinguished by compensatory and punitive award(s) identified by the year of the original claim, the parties' names and the relevant docket number.

NUMBER OF CIVIL ACTIONS RESOLVED:

5

SHANE MCGUIRE v. CITY OF PITTSBURGH, a municipal corporation, COLBY J. NEIDIG, individually and in his official capacities as a Police Officer of the City of Pittsburgh, DAVID BLATT, individually and in his official capacities as a Police Officer of the City of Pittsburgh, No. CA 14-01531; United States District Court for the Western District of Pennsylvania.

Civil Rights – Excessive Force

Year of Claim: 2014

Jury Trial held March 2017. Jury Verdict in favor of Plaintiff and against Defendant Colby Neidig.

3/23/17: Judgment Order – Ordered judgment is entered in favor of Plaintiff Shane McGuire and against Defendant Colby Neidig under the jury verdict for \$75,000.

McGuire on behalf of Defendant Neidig has filed state court claim against City of Pittsburgh requesting indemnification of Colby Neidig for the verdict entered against him.

8/13/19: JURY VERDICT in favor of Defendant City re: State Court Matter requesting indemnification by City of Neidig for federal verdict. Post-Trial Motions filed by both McGuire/Neidig and City.

2/3/2020: Plaintiff Appealed to the Commonwealth Court of Pennsylvania (Commonwealth Court Docket No. 141 CD 2020)

3/10/2021: Commonwealth Court Order the Order affirming the Order of the Court of Common Pleas of Allegheny County entered January 3, 2020 at No. GD-17-009635.

Plaintiff filed for Writ for Allocator before the Pennsylvania Supreme Court. (Docket No. 177 WAL 2021)

11/16/21: PA Supreme Court granted Allocator and matter will be briefed by the parties for argument and final determination by the Court (PA Supreme Court Docket No. 26 WAP 2021)

11/23/2022: Opinion of the PA Supreme Court Affirming all lower court rulings in favor of City.

DANNY VASALECH v. POLICE OFFICER JOSEPH LIPPERT and the CITY OF PITTSBURGH, No. 2:20-cv-01252, filed in the United States District Court for the Western District of Pennsylvania.

Civil Rights: False Arrest/Imprisonment

Year of Claim: 2017

5/23/22: Order of Court approving the Parties Stipulation of Dismissal of all Plaintiff's claims against all Defendants with prejudice.

POLICE BUREAU LITIGATIONS JANUARY 1-DECEMBER 31, 2022

Annual Statistical Report

2022

PETER BLAIKLOCK v. Officer DEREK SOOSE in his individual capacity, Officer TAMERA MILLER in her individual capacity, Sergeant MICHAEL BURFORD in his individual capacity, Detective LAWRENCE FERRILLI in his individual capacity, Officer TIMOTHY BAILEY in his individual capacity, Officer SHAWN LANDY in his individual capacity, and JOHN FITZGERALD, assistant district attorney of Allegheny County in his individual capacity, No. 2:21-cv-26 filed in the United States District Court for the Western District of Pennsylvania.

Civil Rights: Free Speech/Due Process

Year of Claim: 2020

7/12/2022: Order of Court issuing Judgment in favor of Defendants and dismissing all claims of Plaintiff with prejudice per FRCP 58.

HENRY JAMES HOLMES v. WARDEN ORLANDO HARPER, PITTSBURGH POLICE OFFICER MICHAEL VEITH, No. 2:22-cv-000047, filed in the United States District Court for the Western District of Pennsylvania.

Civil Rights: False Arrest

Year of Claim: 2014

(Plaintiff refiled duplicate Complaint that was filed against all parties in 2017 and Dismissed by the US District Court in 2018)

9/29/2022: ORDER of Court dismissing all claims against all Defendants with prejudice.

ROBERT THOMAS v. COUNTY OF ALLEGHENY, PENNSYLVANIA; Allegheny County Police Superintendent COLEMAN MCDONOUGH in his Official Capacity as Chief Policy-Maker; Allegheny County Police Homicide Command Officer SCOTT SCHERER, Individually; Allegheny County Police Homicide Detectives STEPHEN HITCHINGS, TODD DOLFI, THOMAS FOLEY, PATRICK MILLER, and PATRICK KINAVEY, Individually; and, Pittsburgh Police Detective ANDREW MILLER, Individually, No. 2:22-cv-00196, filed in the United States District Court for the Western District of Pennsylvania.

Civil Rights: False Arrest

Year of Claim: 2016

5/2/2022: Plaintiff filed an Amended Complaint withdrawing all claims against Pittsburgh Police Detective Andrew Miller.

JOSEPH RENO v. CITY OF PITTSBURGH BUREAU OF POLICE, JOHN J. GODLEWSKI, DANIEL ARTHUR HUBERT, and TIMOTHY MATSON, No. GD 15-017671; Court of Common Pleas of Allegheny County.

Unknown Cause of Action (Complaint has not been filed)

Year of Claim: Unknown

9/20/22: Case Terminated for inactivity to prosecute per Pa. R.C.P 230.2

POLICE BUREAU LITIGATIONS JANUARY 1-DECEMBER 31, 2022

Annual Statistical Report

2022

- The number of civil actions pending at the beginning and at the end of the reporting period in a court or jury or administrative body, identified by the year of the claim, the parties' names and relevant docket number.

NUMBER OF CIVIL ACTIONS OPEN/PENDING:

46

DONALD BURRIS, JR. v. BOROUGH OF HOMESTEAD, a Municipal Corporation; CITY OF PITTSBURGH, a Municipal Corporation; CITY OF PITTSBURGH BUREAU OF POLICE, a governmental entity; BOROUGH OF HOMESTEAD POLICE DEPARTMENT, a governmental entity; IAN STRANG, individually and in his official capacities as Police Officer of the Borough of Homestead; JAMES ILGENFRITZ, individually and in his official capacities as Police Officer of the Borough of Homestead; LOUIS SCHWEITZER, individually and in his official capacities as a Police Officer of the City of Pittsburgh; STEPHEN MATAKOVICH, individually and in his official capacities as a Police Officer of the City of Pittsburgh; CALVIN KENNEDY, individually and in his official capacities as a Police Officer of the City of Pittsburgh; THOMAS GORECKI, individually and in his official capacity as a Police Officer of the City of Pittsburgh; IGOR BOYKO, individually and in his official capacity as a Police Officer of the City of Pittsburgh; NATHAN HARPER, in his official capacity as a Chief of the City of Pittsburgh; and JEFFREY DESIMONE in his official capacity as the Chief of Police of the Borough of Homestead, No. CA 14-01704; United States District Court for the Western District of Pennsylvania.

Civil Rights – Excessive Force

Year of Claim: 2013

Matter has been Administratively Closed by the Court as of 1/31/2019

RONALD A. JOHNSON v. CITY OF PITTSBURGH, ACTING CHIEF MCDONALD, CITY OF PITTSBURGH POLICE OFFICER WILLIAM KELSCH, (Kelsch is sued in his individual and official capacity)(all others in their official capacities), No. GD 15-011174; Court of Common Pleas of Allegheny County.

Civil Rights – Illegal Search; False Arrest

Year of Claim: 2014

DANIEL MARCHESSE (on behalf of Amelia Marchese, minor), DANIEL MARCHESE (on behalf of William Marchese, Minor) v.

ALLEGHENY COUNTY PENNSYLVANIA, CITY OF PITTSBURGH PENNSYLVANIA, BONITA REARICK, KELLY and ALAN JOHNSTONE, UNKNOWN, No. GD 17-007844, filed in the Court of Common Pleas of Allegheny County.

Civil Rights – Illegal Search & False Arrest

Year of Claim: 2015

POLICE BUREAU LITIGATIONS JANUARY 1-DECEMBER 31, 2022

Annual Statistical Report

2022

DANIELS, JOYCE A., Administratrix of the Estate of Mark S. Daniels v. CITY OF PITTSBURGH and OFFICER GINO MACIOCE, No. 2:18-cv-01019, filed in the United States District Court for the Western District of Pennsylvania.

Civil Rights/Wrongful Death: Excessive Force

Year of Claim: 2018

3/30/2022: Order of Court granting Defendants' Motion for Summary Judgment and entering FINAL JUDGMENT for Defendants pursuant to FRCP Rule 58.

4/27/2022: Plaintiff's Appealed to United States Court of Appeals for the Third Circuit (Docket No. 22-1790)

MARGARET MAZUR v. CITY OF PITTSBURGH, JASON LANDO and THOMAS NEE, No. 2:18-cv-01018, filed in the United States District Court for the Western District of Pennsylvania.

Civil Rights: Alleged defamation by city officers

Year of Claim: 2016

7/12/19: ORDER of USDC remanding case to The Court of Common Pleas of Allegheny County as no federal claims were made under federal law. (State Court Docket No. GD 18-006187)

ERIK HEITZENRATER v. CITY OF PITTSBURGH, BRIAN MARTIN, DAVID HONICK, BRIAN BURGUNDER and DAVID LINCOLN, No. 2:18-cv-01587, filed in the United States District Court for the Western District of Pennsylvania.

Civil Rights: Excessive force, false arrest

Year of Claim: 2018

(Same incident as *DeLuca* below; consolidated with *DeLuca* under the *DeLuca* docket number)

FRANK DeLUCA v. CITY OF PITTSBURGH, BRIAN BURGUNDER, DAVID HONICK & DAVID LINCOLN, No. 2:18-cv-01567, filed in the United States District Court for the Western District of Pennsylvania.

Civil Rights: Excessive force, false arrest

Year of Claim: 2018

(Same incident as *Heitzenrater* above; cases consolidated under docket number for *DeLuca*)

DARIAN BALCOM v. CITY OF PITTSBURGH, GABE FIGUEROA, INDIVIDUALLY, CODY DONNELLY, INDIVIDUALLY, THOMAS LEE, INDIVIDUALLY, MICHAEL SMITH, INDIVIDUALLY and JORGE ZARATE, INDIVIDUALLY, No. 2:19-cv-00506, filed in the United States District Court for the Western District of Pennsylvania.

Civil Rights: 1st Amendment Retaliation

Year of Claim: 2017

POLICE BUREAU LITIGATIONS

JANUARY 1-DECEMBER 31, 2022

Annual Statistical Report

2022

MARLON JACKSON and SAUNDRA COLE v. CHRISTOPHER GOETZ, SCOTT BROWN and ROBERT BERBERICH, No. 2:19-cv-00258, filed in the United States District Court for the Western District of Pennsylvania.

Civil Rights: Excessive Force, 1st Amendment Retaliation, Unlawful Seizure

Year of Claim: 2017

ALFREDO BRICENO v. CITY OF PITTSBURGH, No. GD 19-004493, filed in the Court of Common Pleas of Allegheny County.

Tort/Personal Injury: Motor Vehicle Accident with Police Vehicle

Year of Claim: 2017

Page Break

MICHAEL ZOKAITES v. CITY OF PITTSBURGH, BRIAN MARTIN, individually and in his official capacity as a Pittsburgh Police Officer, DAVID HONICK, individually and in his official capacity as a Pittsburgh Police Officer, BRIAN BURGUNDER, individually and in his official capacity as a Pittsburgh Police Officer, DAVID LINCOLN, individually and in his official capacity as a Pittsburgh Police Officer, and THE CITY OF

PITTSBURGH FRATERNAL ORDER OF POLICE, No. 2:19-cv-00216, filed in the United States District Court for the Western District of Pennsylvania.

Civil Rights: Excessive Force and False Arrest

Year of Claim: 2018

(Same incident as *DeLuca* and *Heitzenrater*. Consolidated under the *DeLuca* docket number)

BRUCE THOMAS v. BRIAN MARTIN, DAVID HONICK, BRIAN BURGUNDER, DAVID LINCOLN, DETECTIVE MURRAY, First Name Unknown, all in their Official and Individual Capacities, and JOHN DOE #1 Police Officer and JOHN DOE #2 Police Officer, both in their Official and Individual Capacities, and the CITY OF PITTSBURGH, No. 2:19-cv-0617, filed in the United States District Court for the Western District of Pennsylvania.

Civil Rights: False Arrest and Excessive Force

Year of Claim: 2018

(Same incident at *DeLuca*, *Heitzenrater* and *Zokaites*. Consolidated under the *DeLuca* docket number)

DONALD W. WALDORF v. CITY OF PITTSBURGH and STACEY L. SCHEL, No. GD 19-014251, filed in the Court of Common Pleas of Allegheny County.

Tort/Personal Injury: Motor Vehicle Accident with Police Vehicle

Year of Claim: 2017

POLICE BUREAU LITIGATIONS JANUARY 1-DECEMBER 31, 2022

Annual Statistical Report

2022

WILLIAM SNATCHKO v. PITTSBURGH POLICE DEPARTMENT and JOHN DOE 1-2, No. GD 19-013716, filed in the Court of Common Pleas of Allegheny County, Pennsylvania.

Civil Rights: Excessive Force

Year of Claim: 2017

ANTHONY T. MCKAY v. CITY OF PITTSBURGH, CHIEF OF POLICE SCOTT SCHUBERT, OFFICER PAUL G. ABEL JR., OFFICER JOHN DOE, No. GD 20-000339, filed in the Court of Common Pleas of Allegheny County, Pennsylvania.

Civil Rights: False Arrest/Imprisonment

Year of Claim: 2017

STEPHEN R. KOPY AND KOPY'S LIMITED, T/D/B/A KOPY'S BAR v. BRIAN MARTIN, BRIAN BURGUNDER, DAVID HONICK, DAVID LINCOLN, MATTHEW TURKO, DETECTIVE MURRAY, JOHN DOE, AND SCOTT SCHUBERT, IN THEIR OFFICIAL AND INDIVIDUAL CAPACITIES, THE CITY OF PITTSBURGH, AND WILLIAM M. PEDUTO, IN HIS OFFICIAL AND INDIVIDUAL CAPACITY, No. 2:20-cv-00558, filed in the United States District Court for the Western District of Pennsylvania.

Civil Rights: Excessive Force

Year of Claim: 2018

NICOLE RULLI, individually and on behalf of her minor son, A.F.; CHARLES BRYANT JR.; SIMON PHILLIPS; DONOVAN HAYDEN; JENNIFER "JAY" YODER; and CHRISTOPHER WILSON JURING, individually and on behalf of all persons similarly situated v. CITY OF PITTSBURGH; WILLIAM PEDUTO, individually and in his official capacity as Mayor of the City of Pittsburgh; WENDELL HISSRICH, individually and in his official capacity as Director of Public Safety for the City of Pittsburgh; SCOTT SCHUBERT, individually and in his official capacity as Chief of the Pittsburgh Bureau of Police; STEPHEN VINANSKY, Commander of Zone 5 of the Pittsburgh Bureau of Police, in his individual capacity, JASON LANDO, Commander of Narcotics and Vice for the Pittsburgh Bureau of Police, in his individual capacity, JOHN DOE, Tactical Commander, in his individual capacity, No. 2:20-cv-00965, filed in the United States District Court for the Western District of Pennsylvania.

Civil Rights: Excessive Force; False Arrest

Year of Claim: 2020

POLICE BUREAU LITIGATIONS JANUARY 1-DECEMBER 31, 2022

Annual Statistical Report

2022

LEANDRE SIMS v. CITY OF PITTSBURGH, JANINE N. TRIOLO, JAMES GLICK, WILLIAM VOLLBERG, DAVID O'NEIL, JOSEPH FABUS, PETER BECHTOLD, GABRIEL FIGUEROA, JAY JOHNSON, ALLEGHENY COUNTY, ALLEGHENY COUNTY JUVENILE PROBATION, RUSSELL CARLINO, MATT ANDERSON, SCOTT KOTANCHIK, ALLEGHENY COUNTY DISTRICT ATTORNEY'S OFFICE, STEPHEN A. ZAPPALA, JR., STEPHIE-ANNA RAMALEY, REBECCA A. WALKER, ALICIA WERNER, and MELISSA BYRNES-HONG-BARCO, No. GD 20-006761, filed in the Court of Common Pleas of Allegheny County, Pennsylvania

Civil Rights: False Arrest/Imprisonment

Year of Claim: 2018

2/18/22: ORDER of COURT sustaining Preliminary Objections of the Defendants and dismissing the Amended Complaint with prejudice.

3/18/22: Plaintiff appealed to Commonwealth Court (Docket No. 259 CD 2022)

BRIAN BENNETT v. CITY OF PITTSBURGH, JANINE N. TRIOLO, JAMES GLICK, WILLIAM VOLLBERG, DAVID O'NEIL, JOSEPH FABUS, PETER BECHTOLD, GABRIEL FIGUEROA, JAY JOHNSON, ALLEGHENY COUNTY, ALLEGHENY COUNTY JUVENILE PROBATION, RUSSELL CARLINO, MATT ANDERSON, SCOTT KOTANCHIK, ALLEGHENY COUNTY DISTRICT ATTORNEY'S OFFICE, STEPHEN A. ZAPPALA, JR., STEPHIE-ANNA RAMALEY, REBECCA A. WALKER, ALICIA WERNER, and MELISSA BYRNES-HONG-BARCO, No. GD 20-006760, filed in the Court of Common Pleas of Allegheny County, Pennsylvania.

Civil Rights: False Arrest/Imprisonment

Year of Claim: 2018

5/19/2022: ORDER of COURT. Preliminary Objections of the Defendants are sustained and the Plaintiff's Amended Complaint is dismissed with prejudice.

6/15/2022: Plaintiff Appealed to Commonwealth Court (Docket No. 606 CD 2022)

KRISTEN BLACKWELL as a parent and KRISTIAN BLACKWELL, a minor v. CITY OF PITTSBURGH, JANINE N. TRIOLO, JAMES GLICK, WILLIAM VOLLBERG, DAVID O'NEIL, JOSEPH FABUS, PETER BECHTOLD, GABRIEL FIGUEROA, JAY JOHNSON, ALLEGHENY COUNTY, ALLEGHENY COUNTY JUVENILE PROBATION, RUSSELL CARLINO, MATT ANDERSON, SCOTT KOTANCHIK, ALLEGHENY COUNTY DISTRICT ATTORNEY'S OFFICE, STEPHEN A. ZAPPALA, JR., STEPHIE-ANNA RAMALEY, REBECCA A. WALKER, ALICIA WERNER, and MELISSA BYRNES-HONG-BARCO, No. GD 20-006759, filed in the Court of Common Pleas of Allegheny County, Pennsylvania

Civil Rights: False Arrest/Imprisonment

Year of Claim: 2018

02/11/22: ORDER OF COURT. The preliminary objections of the defendants are sustained and the plaintiffs amended complaint is dismissed with prejudice.

3/18/2022: Plaintiff appealed to Commonwealth Court (Docket No. 258 CD 2022)

POLICE BUREAU LITIGATIONS JANUARY 1-DECEMBER 31, 2022

Annual Statistical Report

2022

LEE JABRIL v. CITY OF PITTSBURGH, JANINE N. TRIOLO, JAMES GLICK, WILLIAM VOLLBERG, DAVID O'NEIL, JOSEPH FABUS, PETER BECHTOLD, GABRIEL FIGUEROA, JAY JOHNSON, ALLEGHENY COUNTY, ALLEGHENY COUNTY JUVENILE PROBATION, RUSSELL CARLINO, MATT ANDERSON, SCOTT KOTANCHIK, ALLEGHENY COUNTY DISTRICT ATTORNEY'S OFFICE, STEPHEN A. ZAPPALA, JR., STEPHIE-ANNA RAMALEY, REBECCA A. WALKER, ALICIA WERNER, and MELISSA BYRNES-HONG-BARCO, No. GD 20-006763, filed in the Court of Common Pleas of Allegheny County, Pennsylvania.

Civil Rights: False Arrest/Imprisonment

Year of Claim: 2018

02/11/22: Order of Court. The preliminary objections of the defendant are sustained and the plaintiffs amended complaint is dismissed with prejudice.

3/18/2022: Plaintiff appealed to the Commonwealth Court of Pennsylvania (Docket No. 260 CD 2022)

ASHLEY ZOE FOX v. PITTSBURGH BUREAU OF POLICE, No. GD 20-011086, filed the Court of Common Pleas of Allegheny County, Pennsylvania.

Civil Rights: Other Civil Rights

Year of Claim: 2020

KENNETH GOLDSMITH v. FREDERICK BAER GOLDSMITH, ESQ., Individually and Under Color of State Law, MON VIEW HOLDINGS LLC, GOLDSMITH AND OGRODOWSKI, LLC, MALCOM GOLDSMITH, Individually, and Under Color of State Law, MILDRED BAER GOLDSMITH PALLEY, OLIVER K. PALLEY, FAWN MOORE CAMPBELL, SYDNEY B. MOORE ESTATE SALES LLC, OFFICER BRIAN MARKUS, Individually, and in his Official Capacity, CITY OF PITTSBURGH, DEPARTMENT OF PUBLIC SAFETY, As Municipal Defendant, No. 2:20-cv-450, filed in the United States District Court for the Western District of Pennsylvania.

Civil Rights: False Arrest/Imprisonment

Year of Claim: 2016

10/2020: ORDER of Court Staying and Administratively closing matter until he properly effected service of all named defendants on/before 12/1/20. Court may dismiss matter at any time if Plaintiff fails to properly comply with this order.

BELINDA MARTIN v. CITY OF PITTSBURGH, KALISTA KELLY, No. GD 21-000491, filed in the Court of Common Pleas of Allegheny County.

Tort/Personal Injury: Motor vehicle accident with police vehicle

Year of Claim: 2019

POLICE BUREAU LITIGATIONS

JANUARY 1-DECEMBER 31, 2022

Annual Statistical Report

2022

JOHN DOE, an adult individual seeking to proceed anonymously v. CITY OF PITTSBURGH, WENDELL HISSRICH, individually and in his official capacity as Director of Public Safety for the City of Pittsburgh; SCOTT SCHUBERT, individually and in his official capacity as Chief of the Pittsburgh Bureau of Police; STEPHEN VINANSKY, Commander of Zone 5 of the Pittsburgh Bureau of Police, in his professional capacity and individually; JASON LANDO, Commander of Narcotics and Vice for the Pittsburgh Bureau of Police, in his professional capacity and individually; JOHN DOE, Tactical Commander, in his professional capacity and individual capacity, No. 2:21-cv-00111, filed in the United States District Court for the Western District of Pennsylvania.

Civil Rights: Excessive Force

Year of Claim: 2020

OLUFUNMILAYO TAIWO v. CITY OF PITTSBURGH and BRENDAN J. ORRIS, No. GD 21-001466, filed in the Court of Common Pleas of Allegheny County.

Tort/Personal Injury: Motor vehicle accident with police vehicle

Year of Claim: 2020

LEAH EVANS and SEMAJ CARTER v. MICHAEL CATANZARO, LUCAS SZYMANSKI, JOHN DOE 1 and JOHN DOE(S) 2, filed in the United States District Court for the Western District of Pennsylvania.

Civil Rights: Illegal Search

Year of Claim: 2019

MEGAN GESLER v. CITY OF PITTSBURGH and NATHANIEL J. ROPPELT, No. GD 21-004340, filed in the Court of Common Pleas of Allegheny County.

Tort/Personal Injury: Motor vehicle accident with police vehicle

Year of Claim: 2019

RAYMOND FRANKLIN v. OFFICER NEYIB VELAZQUEZ, and CITY OF PITTSBURGH, No. GD 21-005896, filed in the Court of Common Pleas of Allegheny County.

Tort/Personal Injury: Motor vehicle accident with police vehicle

Year of Claim: 2019

MARSHA SIMONDS, an individual; and MATTHEW SIMONDS, an individual v. CHRISTINE BOYER, an individual; and JAMES J. HANLEY, JR., an individual; and ADAM THIMONS, an individual; and FRANCESCO ROSATO, an individual; and ELIZABETH MERKEL, an individual; and DONALD PASQUERELLI, an individual and CITY OF PITTSBURGH, a municipal corporation; and COUNTY OF ALLEGHENY, a municipal corporation, No. 2:21-cv-00841, filed in the United States District Court for the Western District of Pennsylvania.

Civil Rights: Excessive Force/False Arrest

Year of Claim: 2019

POLICE BUREAU LITIGATIONS JANUARY 1-DECEMBER 31, 2022

Annual Statistical Report

2022

ERIC WALKER v. OFFICER DAVIS, OFFICER JOHN DOE, CITY OF PITTSBURGH, No. 2:21-cv-01096, filed in the United States District Court for the Western District of Pennsylvania.

Civil Rights: Excessive Force

Year of Claim: 2019

BIANCA BARNETT HARRIS v. JACOB NOONAN, SEAN D. SMITH, No. GD 21-012883, filed in the Court of Common Pleas of Allegheny County.

Tort/Personal Injury: Motor vehicle accident with police vehicle

Year of Claim: 2021

REGINA CAMP EL, Individually; HARUN BEY, Individually; AHMARI CAMP BEY, Individually; AHMIR CAMP EL, Individually; and REGINA CAMP EL, as Parent and Natural Guardian of A.C.E. a minor, Individually v. CITY OF PITTSBURGH operating the PITTSBURGH BUREAU OF POLICE; SCOTT SCHUBERT, individually and in his official capacity as Chief of the Pittsburgh Bureau of Police; OFFICER ANTHONY CANCELLA; OFFICER ROBERT FRAINO; OFFICER DYLAN BLOSE; OFFICER JOSHUA DENGLER; OFFICER MARIO MORANTE; OFFICER RICHARD DILIMONE; OFFICER BRENNAN THROWER; OFFICER RYAN CONNOLLY; OFFICER THOMAS GAULT OFFICER ANTHONY ROSATO; OFFICER SEAN DUFFY; OFFICER DAWN MERCURIO, OFFICERS JOHN DOE, No. 2:21-cv-1636, filed in the United States District Court for the Western District of Pennsylvania.

Civil Rights: Excessive Force

Year of Claim: 2019

CHRISTINA CHERWINKO, an individual and STEPHEN CHERWINKO, an individual v. THE CITY OF PITTSBURGH; THE CITY OF PITTSBURGH POLICE; THE CITY OF PITTSBURGH DEPARTMENT OF PUBLIC SAFETY; and OFFICER KEVIN McARDLE, No. GD 21-014601, filed in the Court of Common Pleas of Allegheny County.

Tort/Personal Injury: Motor vehicle accident with police vehicle

Year of Claim: 2019

JOHN CONNORS v. OFFICER JOHN DOE 1, OFFICER JOHN DOE 2, OFFICER JOHN DOE 3, CITY OF PITTSBURGH, No. 2:21-cv-1511, filed in the United States District Court for the Western District of Pennsylvania

Civil Rights: Excessive Force/False Arrest

Year of Claim: 2020

POLICE BUREAU LITIGATIONS JANUARY 1-DECEMBER 31, 2022

Annual Statistical Report

2022

DANIEL CARNEVALE v. JENNIFER DIGIOVANNI, SCOTT EVANS, J.R. SMITH, and UNITED STATES OF AMERICA, No. 2:22-cv-341, filed in the United States District Court for the Western District of Pennsylvania.

Civil Rights: False Arrest/Imprisonment

Year of Claim: 1993

ROBERT GILBERT v. NICHOLAS BONACCORSI, IAN HENDERSON, ANTHONY CANCELLA and JOHN and/or JANE DOE(S), No. 2:22-cv-260, filed in the United States District Court for the Western District of Pennsylvania

Civil Rights: Excessive Force

Year of Claim: 2020

NARRE GILES, Individually; TOMMESHA WALKER-STIBLING, Individually; BRANDON WALKER, Individually; and NARRE GILES, as Parent and Natural Guardian of C.B., a minor, Individually v. CITY OF PITTSBURGH operating the PITTSBURGH BUREAU OF POLICE; OFFICER JASON BRAUN; OFFICER DEVON CRIPPEN; OFFICER PHILLIP SZALLA; OFFICER BRANDON LARGE; OFFICER JOSEPH SEABURN; OFFICER JORDAN LOSCAR; and, OFFICERS JOHN DOE, No. 2:22-cv-00614, filed in the United States District Court for the Western District of Pennsylvania

Civil Rights: Excessive Force/False Arrest

Year of Claim: 2020

CORINNA SCHEFFER v. MICHAEL LAFFERTY, No. AR 22-001350, filed in the Court of Common Pleas of Allegheny County, Arbitration Division

Miscellaneous: Failure to return personal photos

Year of Claim: 2022

ALEXANDER HORELL, an individual; GORDON D. BROWN, an individual; HATEM M. HASSAN, an individual v. THE CITY OF PITTSBURGH POLICE DEPARTMENT; POLICE OFFICER SEAN STUMPF; SGT. PHIL LERZA; POLICE OFFICER RYAN MCDONALD; POLICE OFFICER AARON CONNER; POLICE OFFICER SHANE KOVACH; DETECTIVE MICHAEL MARES; LT. PHILIP P. MERCURIO, JR.; WENDELL HISSRICH, DIRECTOR OF THE CITY OF PITTSBURGH DEPT. OF PUBLIC SAFETY; SCOTT SCHUBERT, CHIEF OF THE CITY OF PITTSBURGH BUREAU OF POLICE, No. 2:22-cv-787, filed in the United States District of Pennsylvania

Civil Rights: Excessive Force

Year of Claim: 2020

POLICE BUREAU LITIGATIONS JANUARY 1-DECEMBER 31, 2022

Annual Statistical Report

2022

ISSA BATTLE v. MARTIN D. KAIL, JOSEPH NOVAKOWSKI, DAVID A. LINCOLN, SCOTT LOVE, CHARLES HIGGINS, AND DUANE SHICK, No. 2:21-cv-01682, filed in the United States District Court for the Western District of Pennsylvania
Civil Rights: False Arrest/Imprisonment
Year of Claim: 2015

JUSTIN SCHEER v. ALEXANDRIA TAYLOR (personal capacity), CASSIDY SCHEMM (personal capacity), DISTRICT ATTORNEY FILE NO. 321100 (personal capacity), SERGEANT GAHR (personal capacity), SERGEANT KNEER (personal capacity), DETECTIVE RICHNER (personal capacity), DETECTIVE NEE (personal capacity), DETECTIVE BARONE (personal capacity), DETECTIVE NOWE (personal capacity), DETECTIVE LIPPL (personal capacity), DETECTIVE FABUS (personal capacity), DETECTIVE ZELTNER (personal capacity), DETECTIVE GORECKI (personal capacity) and DETECTIVE CRAWFORD (personal capacity), No. 2:22-cv-00764, filed in the United States District Court for the Western District of Pennsylvania
Civil Rights: False Arrest/Imprisonment
Year of Claim: 2020

ROBERT HAVRILLA v. GRANT FAULKNER, JEROME KENNEDY and ASHLEY SMITH, No. 2:22-cv-00998, filed in the United States District Court for the Western District of Pennsylvania
Civil Rights: False Arrest/Imprisonment
Year of Claim: 2020

BRITTANY ACOSTA v. CITY OF PITTSBURGH CIVIL SERVICES, No. AR 22-002611, filed in the Court of Common Pleas of Allegheny County, Arbitration Division
Civil Rights: Other Civil Rights
Year of Claim: 2020

MICHAEL J. PENDLETON v. CITY OF PITTSBURGH, DETECTIVE Y. OVERHOLT as the Police Officer for THE CITY OF PITTSBURGH, JANET R. NECESSARY, ASSISTANT DISTRICT ATTORNEY FOR THE ALLEGHENY COUNTY DISTRICT ATTORNEY'S OFFICE, are sued individually in their individual capacities, No. 2:22-cv-1312, filed in the United States District Court for the Western District of Pennsylvania
Civil Rights: False Arrest/Imprisonment
Year of Claim: 1997

POLICE BUREAU LITIGATIONS JANUARY 1-DECEMBER 31, 2022

Annual Statistical Report

2022

CHRISTINE MARTINEZ-LEE v. PITTSBURGH POLICE DEPARTMENT, No. GD 22-11840, filed in the Court of Common Pleas of Allegheny County – General Docket Division

Civil Rights: Other Civil Rights

Year of Claim: 2022

RONDELL FRANKLIN v. CITY OF PITTSBURGH, DANIEL ZELTNER, GARRETT SPORY, ANTHONY BURKE, JOSEPH LIPPERT, JOSEPH FABUS, MATT TRACY, ANTHONY SERETTI,

No. 2:22-cv-1310, filed in the United States District Court for the Western District of Pennsylvania

Civil Rights: Excessive Force; False Arrest/Imprisonment

Year of Claim: 2022

OPERATIONS BRANCH ZONE SUMMARIES

Annual Statistical Report

2022

Category	Zone 1	Zone 2	Zone 3
Commander	Commander Shawn Malloy	Commander Matthew Lackner	Commander John Fisher
Street Address	1501 Brighton Rd.	2000 Centre Ave.	830 E. Warrington Ave.
Phone Number	412-323-7201	412-255-2827	412-488-8326
Population	38,270	33,639	47,530
Communities Served	<i>Allegheny Center Allegheny West Brighton Heights California-Kirkbride Central North Side Chateau East Allegheny Fineview Manchester Marshall-Shadeland Northview Heights North Shore Perry North Perry South Spring Garden Spring Hill-City View Summer Hill Troy Hill</i>	<i>Bedford Dwellings Bluff Central Business District Central Lawrenceville Crawford Roberts Lower Lawrenceville Middle Hill Polish Hill Strip District Terrace Village Upper Hill Upper Lawrenceville</i>	<i>Allentown Arlington Arlington Heights Beltzhoover Bonair Carrick Duquesne Heights Knoxville Mount Oliver (city) Mount Washington Overbrook Saint Clair South Shore South Side Flats South Side Slopes</i>
Square Miles Covered	8.9	5.0	8.5
Sworn Personnel Assigned	85	86	93
Calls for Service	32,297	36,423	34,305
Park & Walks & Neighborhood Patrols	2,808	3,185	1,055
Traffic Stops	530	446	2,033
Field Contacts	485	209	193
Part I Crimes	1,482	1,653	1,576
Change in Part I Crime (from 2021)	+18.9%	+22.6%	8.7%
Part II Crimes	2,095	2,271	2,539
Arrests	1,008	2,815	906

OPERATIONS BRANCH ZONE SUMMARIES

Annual Statistical Report

2022

Category	Zone 4	Zone 5	Zone 6
Commander	Commander Ronald Griffin	Commander Stephen Vinansky	Commander Cristyn Zett
Street Address	5858 Northumberland St	1401 Washington Blvd.	312 S. Main St.
Phone Number	412-422-6520	412-665-3605	412-937-3051
Population	90,750	47,964	44,818
Communities Served	<i>Central Oakland Glen Hazel Greenfield Hays Hazelwood Lincoln Place New Homestead North Oakland Point Breeze Point Breeze North Regent Square Shadyside South Oakland Squirrel Hill North Squirrel Hill South Swisshelm Park West Oakland</i>	<i>Bloomfield East Hills East Liberty Friendship Garfield Highland Park Homewood North Homewood South Homewood West Larimer Lincoln-Leminton-Belmar Morningside Stanton Heights</i>	<i>Banksville Beechview Brookline Chartiers City Crafton Heights East Carnegie Elliott Esplen Fairywood Oakwood Ridgemont Sheraden West End Westwood Windgap</i>
Square Miles Covered	14.6	7.9	10.5
Sworn Personnel Assigned	80	91	69
Calls for Service	29,603	30,032	30,759
Park & Walks & Neighborhood Patrols	1,417	2,968	9,353
Traffic Stops	1,985	619	1,244
Field Contacts	124	453	153
Part I Crimes	1,551	1,756	774
Change in Part I Crime (from 2021)	+9.7%	+3.3%	+7.4%
Part II Crimes	1,746	2,266	1,490
Arrests	498	908	455

BUREAU VEHICLES

Annual Statistical Report

2022



pghpolicechief
Pittsburgh, Pennsylvania



Ford Police Interceptors (marked) (including 32 hybrids): 162
Ford Police Interceptors (unmarked): 95
Ford Police Responders (hybrid sedans) unmarked: 3
Chevy Impalas (unmarked): 5
Harley Davidson FLHTP Police motorcycles (with sidecars for winter Ops): 31
Chevy Express Vans (prisoner transports): 6
Specialty vehicles (Armor, flood response, wheelchair van, mounted, collision inv, EOD etc): 40

Number of sworn police personnel authorized for the reporting period: 913

Number of officers on workers' compensation during the reporting period: 36
Number of officers on disability leave/FMLA during the reporting period: 91
Number of officers on military or other specified leave during the reporting period: 5
Number of officers on Director's leave during the reporting period: 1
Number of officers deceased during the reporting period: 4

Number of officer resignations during the reporting period: 31
Number of officer terminations during the reporting period: 1
Number of officer retirements during the reporting period: 46
Number of officer disciplinary actions during the reporting period: 112

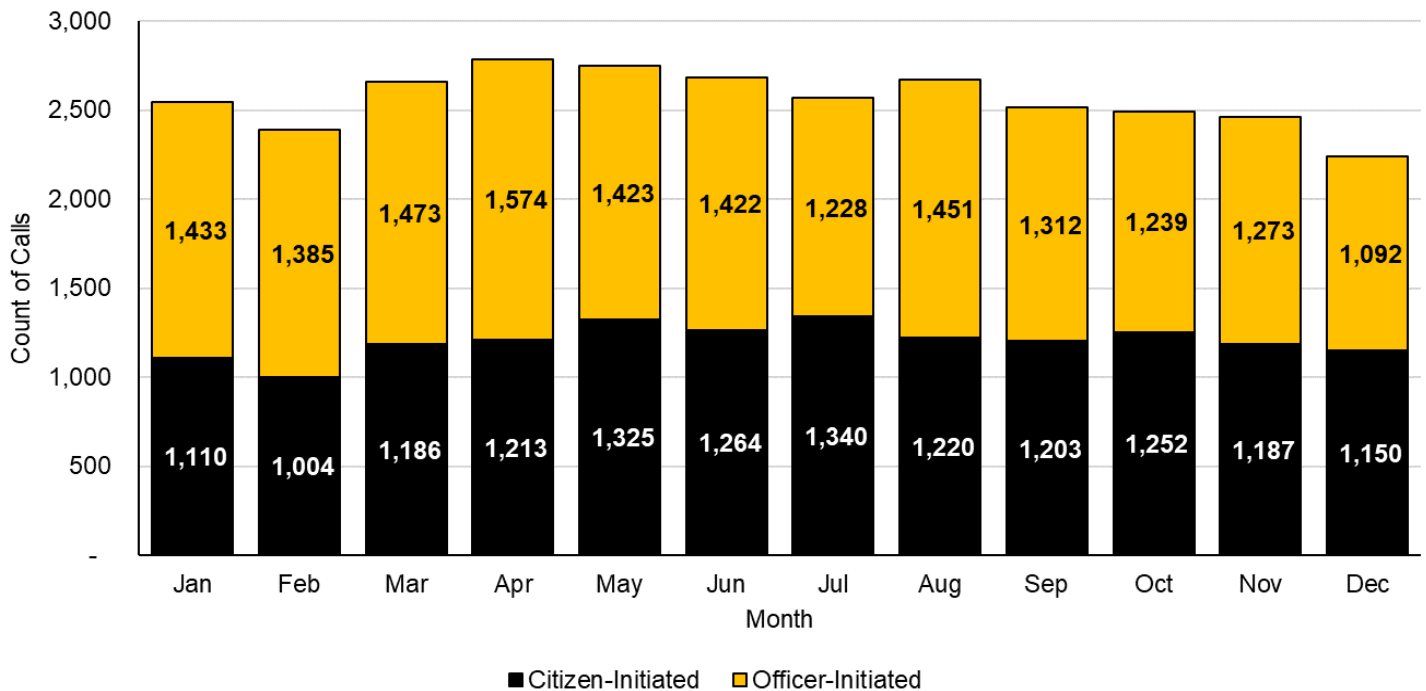
911 CALLS FOR SERVICE

Annual Statistical Report

2022

In 2022, citizens and officers initiated **196,129 Calls for Service (CFS)**. Calls are counted by Police Operational Zones and the Central Records & Reporting Unit (CRRU), which handles reports not requiring officer presence on-site.

2022 Citywide Calls for Service by Month



2022 Calls for Service by Police Zone and Call Source

Police Zone	Citizen-Initiated Calls	Officer-Initiated Calls	Total Call Volume
Zone 1	23,920	8,377	32,297
Zone 2	28,310	8,113	36,423
Zone 3	26,974	7,331	34,305
Zone 4	23,963	5,640	29,603
Zone 5	23,226	6,806	30,032
Zone 6	14,454	16,305	30,759
CRRU	2,710	0	2,710
Total	143,557	52,572	196,129

911 CALLS FOR SERVICE

Annual Statistical Report

2022

The charts below reflect the 25 most frequent Citizen-Initiated (911) and Officer-Initiated Calls for Service by call type as designated by Allegheny County Emergency Operations Center Dispatchers.

Most Frequent Citizen-Initiated Calls

Call Type	Count
Parking Complaint	10,454
Burglar Alarm	10,170
Welfare Check	8,814
Domestic Violence	5,034
Disorderly Person	4,645
Crash - No Injuries	3,963
Ordinance Complaint	3,650
Verbal Domestic	3,583
Unknown Trouble	3,163
Theft Report	3,111
Trespass-In Progress/Just Occurred	3,104
Traffic Complaint	2,935
Hit & Run No Injuries - Report Only	2,830
Dispute	2,638
Shots Heard By Sensor	2,431
Disabled Vehicle	2,196
Suspicious Activity	2,091
Property Report	2,029
Suspicious Person	1,905
Theft From A Vehicle	1,865
Juvenile Complaint	1,771
Intoxicated Person	1,750

Most Frequent Officer-Initiated Calls

Call Type	Count
Neighborhood Patrol	14,580
Police Park & Walk	6,196
Traffic Stop	4,773
PFA Service	4,104
Business Check/Watch	3,570
Mayors Complaint	1,738
Detail - Police	1,722
Parking Complaint	1,349
Warrant Service	967
Subject Stop	830
Disabled Vehicle	827
Unknown Trouble	687
Suspicious Vehicle	666
Property Report	633
Crash - No Injuries	620
Theft Report	603
Welfare Check	526
Traffic Complaint	519
Traffic Post - Police	413
Tow Request	387
Fraud Report	386
Harassment Report	338

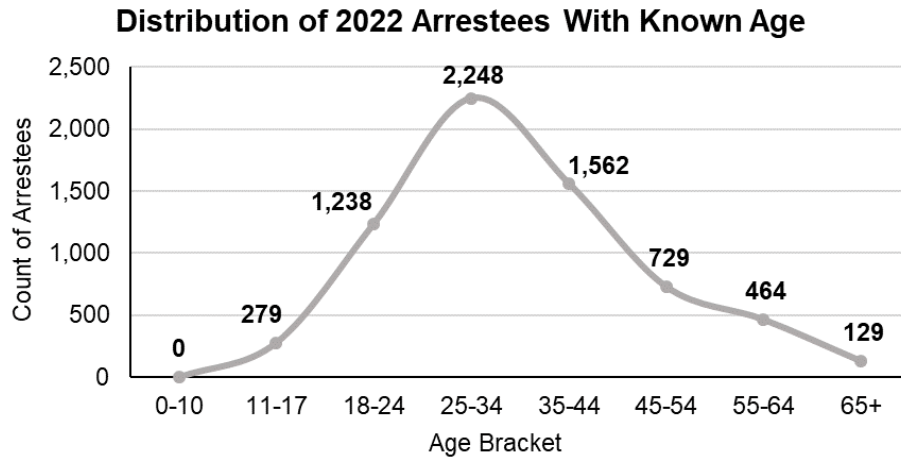
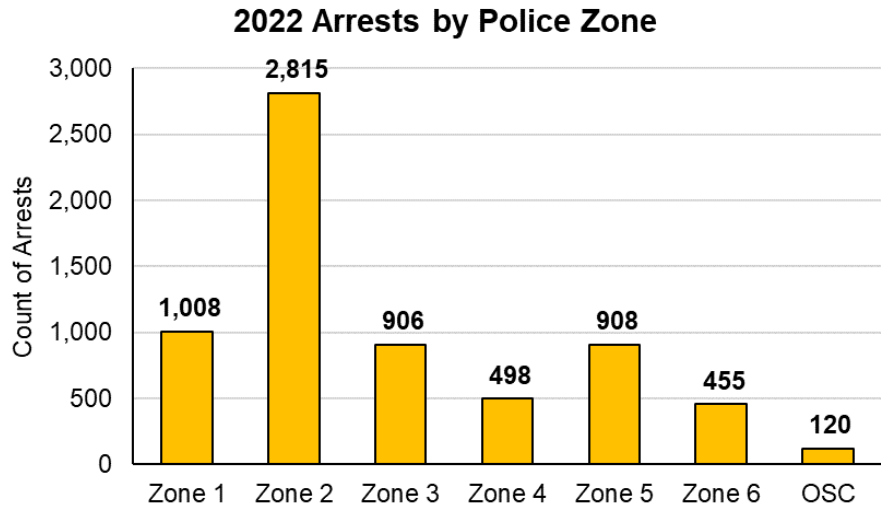
ARRESTS

Annual Statistical Report

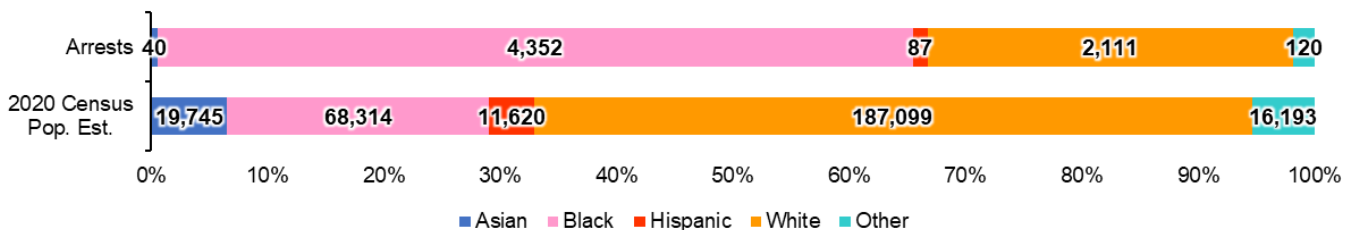
2022

In 2022, 120 arrests occurred outside of city limits, contributing to a total of **6,710 arrests** processed by Pittsburgh Bureau of Police.

Police Zone	Arrest Count
Zone 1	1,008
Zone 2	2,815
Zone 3	906
Zone 4	498
Zone 5	908
Zone 6	455
OSC	120
Total	6,710



Estimated Population Demographics vs. 2022 Arrest Demographics



ARRESTS

Annual Statistical Report

2022

2022 Arrest Demographics by Race, Gender, and Age Group

Race/Gender/Age Group	0-10	11-17	18-24	25-34	35-44	45-54	55-64	65+	Unknown	Total
Asian Female	0	0	0	6	0	0	0	1	0	7
Asian Male	0	1	9	14	7	2	0	0	0	33
Asian Unknown	0	0	0	0	0	0	0	0	0	0
Black Female	0	47	225	414	205	96	66	12	11	1,076
Black Male	0	197	719	1,087	633	313	229	58	27	3,263
Black Unknown	0	0	3	6	0	1	2	0	1	13
Hispanic Female	0	0	2	6	4	0	0	0	0	12
Hispanic Male	0	1	13	34	14	10	2	0	1	75
Hispanic Unknown	0	0	0	0	0	0	0	0	0	0
White Female	0	5	67	193	200	82	23	7	5	582
White Male	0	25	167	445	475	213	140	49	11	1,525
White Unknown	0	0	1	1	0	0	1	0	1	4
Unspecified Female	0	1	6	5	3	1	0	0	1	17
Unspecified Male	0	2	25	35	21	11	1	2	3	100
Unspecified Unknown	0	0	1	2	0	0	0	0	0	3
Total	0	279	1,238	2,248	1,562	729	464	129	61	6,710

2022 Arrest Demographics by Race, Gender, and Police Zone

Race/Gender/Zone	Zone 1	Zone 2	Zone 3	Zone 4	Zone 5	Zone 6	OSC	Total
Asian Female	1	3	0	1	1	1	0	7
Asian Male	4	15	6	4	0	3	1	33
Asian Unknown	0	0	0	0	0	0	0	0
Black Female	134	496	112	86	173	61	14	1,076
Black Male	522	1,339	350	217	590	171	74	3,263
Black Unknown	0	8	2	2	1	0	0	13
Hispanic Female	1	4	1	0	1	5	0	12
Hispanic Male	9	31	10	11	5	8	1	75
Hispanic Unknown	0	0	0	0	0	0	0	0
White Female	82	246	102	46	45	54	7	582
White Male	244	626	294	117	84	140	20	1,525
White Unknown	0	0	3	0	0	1	0	4
Unspecified Female	1	5	7	1	1	2	0	17
Unspecified Male	10	41	18	13	7	8	3	100
Unspecified Unknown	0	1	1	0	0	1	0	3
Total	1,008	2,815	906	498	908	455	120	6,710

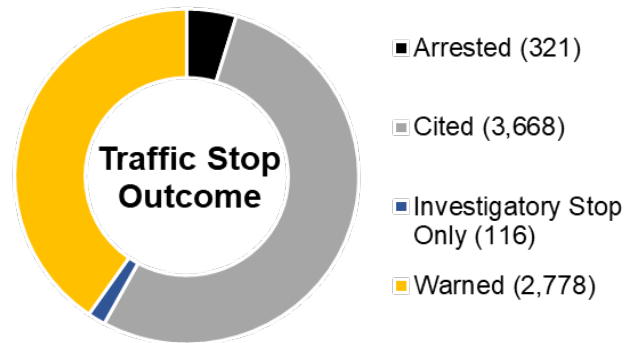
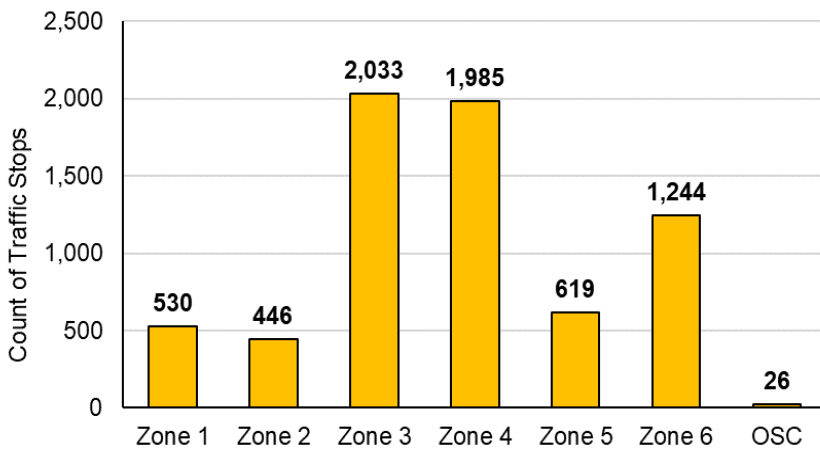
TRAFFIC STOPS

Annual Statistical Report

2022

In 2022, 26 traffic stops occurred outside of the city limits, contributing to a total of **6,883 traffic stops** conducted by Pittsburgh Bureau of Police.

2022 Traffic Stops by Police Zone



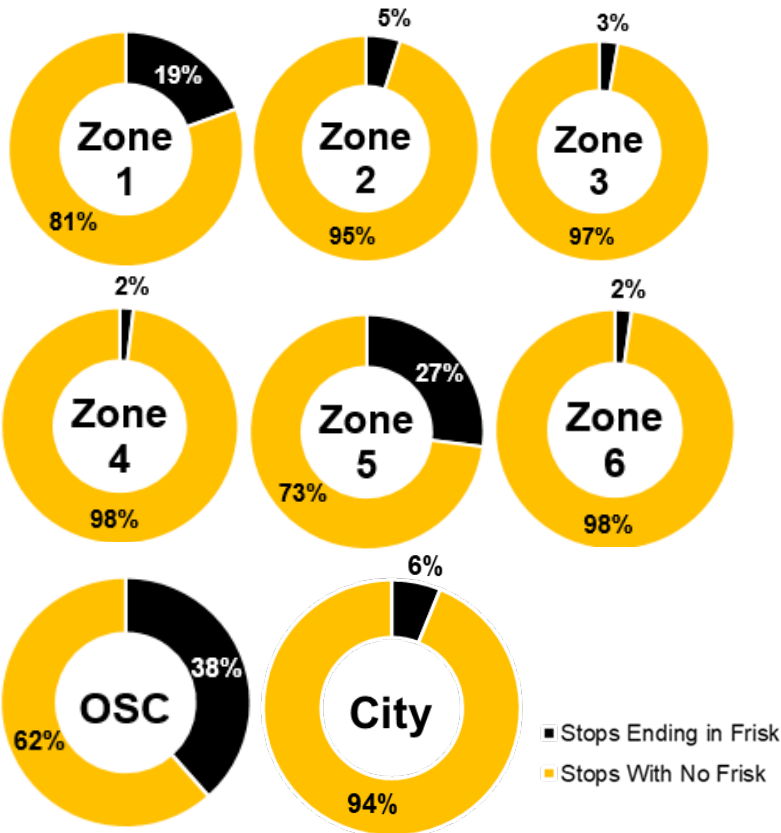
2022 Traffic Stops by Race, Gender, and Stop Outcome

Race/Gender/Outcome	Arrested	Cited	Inv. Stop	Warned	Total
Asian Female	0	29	0	20	49
Asian Male	0	56	0	39	95
Asian Unknown	0	0	0	0	0
Black Female	42	514	16	435	1,007
Black Male	208	904	62	690	1,864
Black Unknown	0	2	0	1	3
Hispanic Female	1	17	1	17	36
Hispanic Male	4	55	0	48	107
Hispanic Unknown	0	0	0	0	0
White Female	14	709	12	574	1,309
White Male	50	1,201	21	823	2,095
White Unknown	0	3	0	1	4
Unspecified Female	0	38	0	30	68
Unspecified Male	2	138	1	97	238
Unspecified Unknown	0	2	3	3	8
Total	321	3,668	116	2,778	6,883

FRISK SEARCH

Annual Statistical Report

2022



Of the 6,883 individuals targeted in 2022 traffic stops, officers frisked a total of **423 individuals**. This accounts for 6% of traffic stops that occurred within the city this year.

Zone	Frisk	No Frisk	Unknown	Total
Zone 1	103	427	0	530
Zone 2	22	424	0	446
Zone 3	56	1,976	1	2,033
Zone 4	37	1,948	0	1,985
Zone 5	167	452	0	619
Zone 6	28	1,216	0	1,244
OSC	10	16	0	26
Total	423	6,459	1	6,883

2022 Frisked Individuals by Race, Gender, and Police Zone

Race/Gender/Zone	Zone 1	Zone 2	Zone 3	Zone 4	Zone 5	Zone 6	OSC	Total
Asian Female	0	0	0	0	0	0	0	0
Asian Male	0	0	0	0	0	0	0	0
Asian Unknown	0	0	0	0	0	0	0	0
Black Female	5	7	3	4	10	2	2	33
Black Male	75	12	35	23	144	16	8	313
Black Unknown	0	0	0	0	0	0	0	0
Hispanic Female	0	1	0	0	0	0	0	1
Hispanic Male	1	0	1	0	1	1	0	4
Hispanic Unknown	0	0	0	0	0	0	0	0
White Female	6	1	5	0	4	2	0	18
White Male	16	1	12	10	8	7	0	54
White Unknown	0	0	0	0	0	0	0	0
Unspecified Female	0	0	0	0	0	0	0	0
Unspecified Male	0	0	0	0	0	0	0	0
Unspecified Unknown	0	0	0	0	0	0	0	0
Total	103	22	56	37	167	28	10	423

FRISK SEARCH

Annual Statistical Report

2022

2022 Frisk Searches by Race, Gender, and Outcome

Race/Gender/Outcome	Arrested	Cited	Investigatory Stop	Warned	Total
Asian Female	0	0	0	0	0
Asian Male	0	0	0	0	0
Asian Unknown	0	0	0	0	0
Black Female	20	6	4	3	33
Black Male	159	70	24	60	313
Black Unknown	0	0	0	0	0
Hispanic Female	1	0	0	0	1
Hispanic Male	4	0	0	0	4
Hispanic Unknown	0	0	0	0	0
White Female	8	5	1	4	18
White Male	35	9	5	5	54
White Unknown	0	0	0	0	0
Unspecified Female	0	0	0	0	0
Unspecified Male	0	0	0	0	0
Unspecified Unknown	0	0	0	0	0
Total	227	90	34	72	423

2022 Frisk Searches by Race, Gender, and Search Result

Race/Gender/Result	Nothing	Evidence	Weapon	Contraband	Total
Asian Female	0	0	0	0	0
Asian Male	0	0	0	0	0
Asian Unknown	0	0	0	0	0
Black Female	8	12	11	13	44
Black Male	110	126	54	133	423
Black Unknown	0	0	0	0	0
Hispanic Female	1	0	0	0	1
Hispanic Male	2	1	0	2	5
Hispanic Unknown	0	0	0	0	0
White Female	4	5	1	13	23
White Male	12	30	4	25	71
White Unknown	0	0	0	0	0
Unspecified Female	0	0	0	0	0
Unspecified Male	0	0	0	0	0
Unspecified Unknown	0	0	0	0	0
Total	137	174	70	186	567

POLICE PURSUITS

Annual Statistical Report

2022

In 2022, 33 police pursuits occurred within city limits while 1 was initiated outside of the city contributing to a total of **33 police pursuits** involving Pittsburgh Bureau of Police.

Police Zone	Pursuit Count
Zone 1	8
Zone 2	3
Zone 3	6
Zone 4	4
Zone 5	6
Zone 6	5
OSC	1
Total	33



- Felony Criminal
- Stolen or Suspected
- Other Traffic
- DUI or Suspected
- Misdemeanor Criminal



- Discontinued
- Stopped Voluntarily
- Stopped By Collision
- Violator Vehicle Disabled
- Abandoned
- Induced Stop

2022 Pursuits by Race, Gender, and Age Group

Race/Gender/Age Group	0-10	11-17	18-24	25-34	35-44	45-54	55-64	65+	Unknown	Total
Asian Female	0	0	0	0	0	0	0	0	0	0
Asian Male	0	0	0	0	0	0	0	0	0	0
Asian Unknown	0	0	0	0	0	0	0	0	0	0
Black Female	0	0	2	1	0	0	0	0	1	4
Black Male	0	1	5	5	2	2	1	0	5	21
Black Unknown	0	0	0	0	0	0	0	0	0	0
Hispanic Female	0	0	0	0	0	0	0	0	0	0
Hispanic Male	0	0	0	0	0	0	0	0	0	0
Hispanic Unknown	0	0	0	0	0	0	0	0	0	0
White Female	0	0	0	0	0	0	0	0	0	0
White Male	0	0	0	0	1	0	0	0	1	2
White Unknown	0	0	0	0	0	0	0	0	0	0
Not Enough Information	0	0	0	0	0	0	0	0	6	6
Total	0	1	7	6	3	2	1	0	13	33

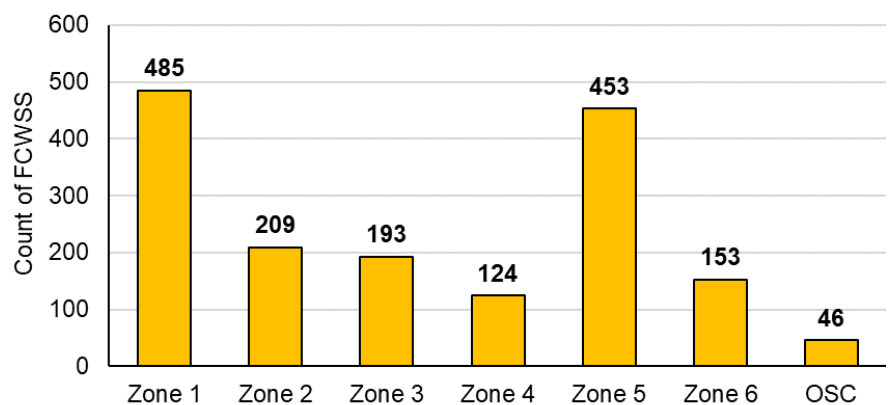
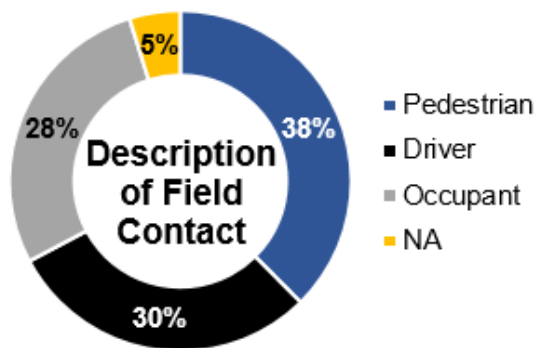
FIELD CONTACTS/WARRANTLESS SEARCH AND SEIZURE

Annual Statistical Report

2022

In 2022, 46 field contact/warrantless search and seizures (FCWSS) occurred outside of city limits, contributing to a grand total of **1,663 FCWSS** made by the Pittsburgh Bureau of Police.

2022 Field Contacts/Warrantless Search by Police Zone



2022 Field Contacts/Warrantless Searches by Race, Gender, and Police Zone

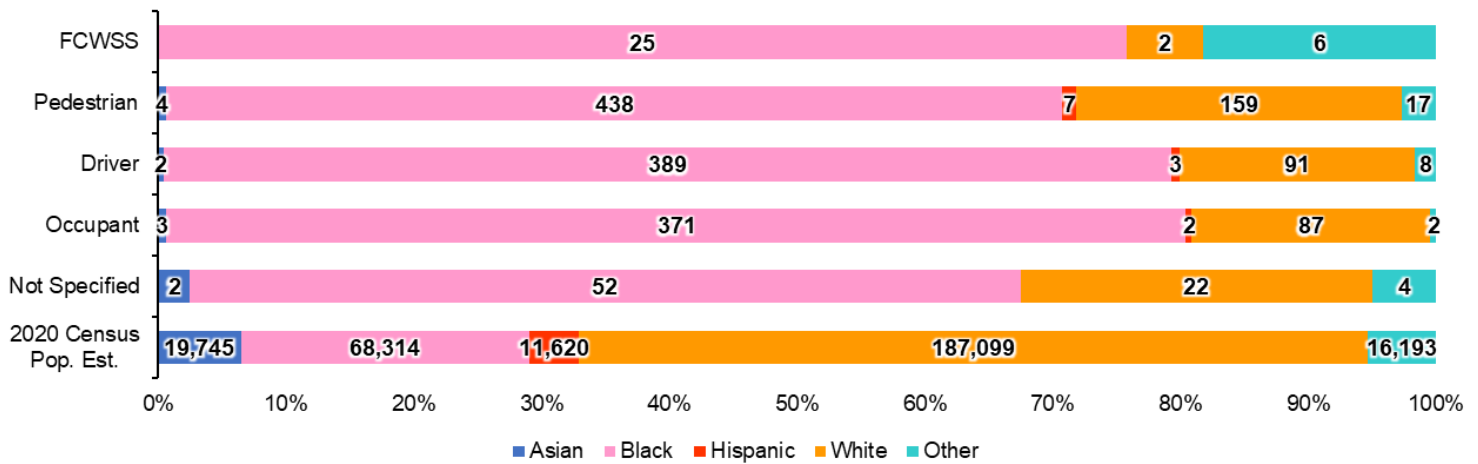
Race/Gender/Zone	Zone 1	Zone 2	Zone 3	Zone 4	Zone 5	Zone 6	OSC	Total
Asian Female	0	0	0	0	0	0	1	1
Asian Male	4	1	1	0	1	2	1	10
Asian Unknown	0	0	0	0	0	0	0	0
Black Female	88	52	13	23	96	33	15	320
Black Male	264	108	107	54	307	67	20	927
Black Unknown	2	1	0	0	0	0	0	3
Hispanic Female	1	0	0	0	1	0	0	2
Hispanic Male	1	2	2	0	4	1	0	10
Hispanic Unknown	0	0	0	0	0	0	0	0
White Female	45	18	24	13	15	15	5	135
White Male	76	18	38	31	24	34	3	224
White Unknown	0	0	0	0	0	0	0	0
Unspecified Female	0	0	2	0	1	0	0	3
Unspecified Male	0	9	5	3	3	1	1	22
Unspecified Unknown	4	0	1	0	1	0	0	6
Total	485	209	193	124	453	153	46	1,663

FIELD CONTACTS/WARRANTLESS SEARCH AND SEIZURE

Annual Statistical Report

2022

Estimated Population Demographics vs. 2022 Field Contacts/Warrantless Search Demographics



2022 Field Contact/Warrantless Searches by Race, Gender, and Age Group

Race/Gender/Age Group	0-10	11-17	18-24	25-34	35-44	45-54	55-64	65+	Unknown	Total
Asian Female	0	0	0	0	1	0	0	0	0	1
Asian Male	0	1	3	4	1	0	1	0	0	10
Asian Unknown	0	0	0	0	0	0	0	0	0	0
Black Female	0	39	85	94	43	27	17	7	8	320
Black Male	0	121	281	271	132	59	37	10	16	927
Black Unknown	0	1	0	1	1	0	0	0	0	3
Hispanic Female	0	0	0	1	1	0	0	0	0	2
Hispanic Male	0	0	2	3	1	4	0	0	0	10
Hispanic Unknown	0	0	0	0	0	0	0	0	0	0
White Female	0	4	19	40	40	20	6	4	2	135
White Male	0	7	24	68	67	35	14	7	2	224
White Unknown	0	0	0	0	0	0	0	0	0	0
Unspecified Female	0	0	0	0	1	2	0	0	0	3
Unspecified Male	0	2	11	2	1	2	2	0	2	22
Unspecified Unknown	0	0	0	2	1	0	0	0	3	6
Total	0	175	425	486	290	149	77	28	33	1,663

SUBJECT RESISTANCE / USE-OF-FORCE

Annual Statistical Report

2022

2022 Subject Resistance/Use of Force by Race, Gender, and Incident Type

Race/Gender/Incident Type	Involuntary Commitment	On-View Arrest	Warrant Arrest	Other	Total
Asian Female	0	0	1	0	1
Asian Male	0	1	0	2	3
Asian Unknown	0	0	0	0	0
Black Female	31	70	8	43	152
Black Male	30	308	31	133	502
Black Unknown	0	0	0	0	0
Hispanic Female	0	0	0	1	1
Hispanic Male	0	7	0	4	11
Hispanic Unknown	0	0	0	0	0
White Female	10	29	2	12	53
White Male	25	81	10	44	160
White Unknown	0	0	0	0	0
Unspecified Female	1	1	0	2	4
Unspecified Male	2	10	0	10	22
Unspecified Unknown	0	0	0	0	0
Total	99	507	52	251	909

2022 Initial Use of Force Reason by Subject Race and Gender

Race/Gender/Reason	Defend Self	Defend Another	Subject Safety	Effect Arrest	Other	Total
Asian Female	0	0	1	1	1	3
Asian Male	2	1	0	1	0	4
Asian Unknown	0	0	0	0	0	0
Black Female	52	42	36	91	38	259
Black Male	195	133	46	347	107	828
Black Unknown	0	0	0	0	0	0
Hispanic Female	0	0	0	0	1	1
Hispanic Male	5	1	0	7	4	17
Hispanic Unknown	0	0	0	0	0	0
White Female	14	14	14	32	18	92
White Male	49	43	42	103	38	275
White Unknown	0	0	0	0	0	0
Unspecified Female	1	1	1	2	2	7
Unspecified Male	9	11	3	8	7	38
Unspecified Unknown	0	0	0	0	0	0
Total	327	246	143	592	216	1,524

SUBJECT RESISTANCE / USE-OF-FORCE

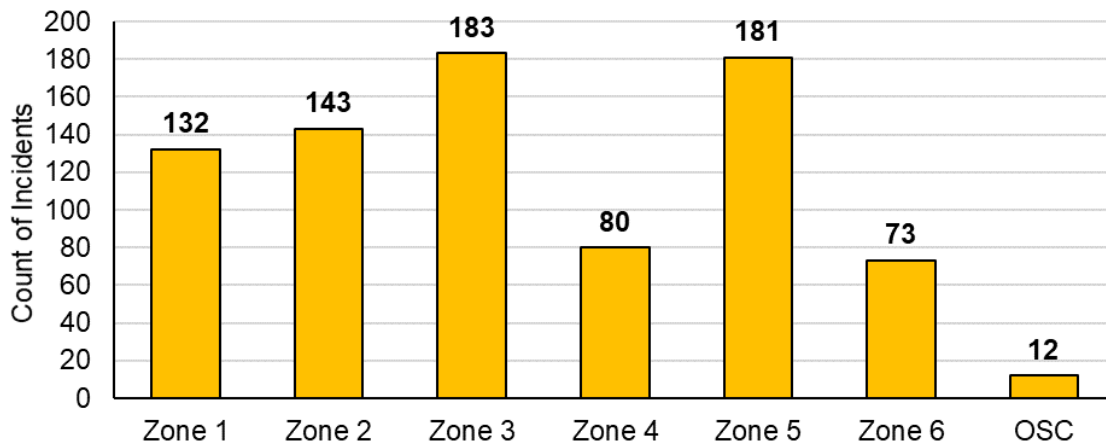
Annual Statistical Report

2022

In 2022, Pittsburgh Bureau of Police officers employed force in **789 incidents** reported across **1,734 subject resistance reports** submitted by officers on-scene. These reports identified **909 individuals** subjected to use-of-force tactics by police.

188 potential suspects were injured or required medical attention. **93 officers reported injuries** during these incidents.

2022 Use of Force Incidents by Police Zone



2022 Use of Force Subjects by Race, Gender, and Police Zone

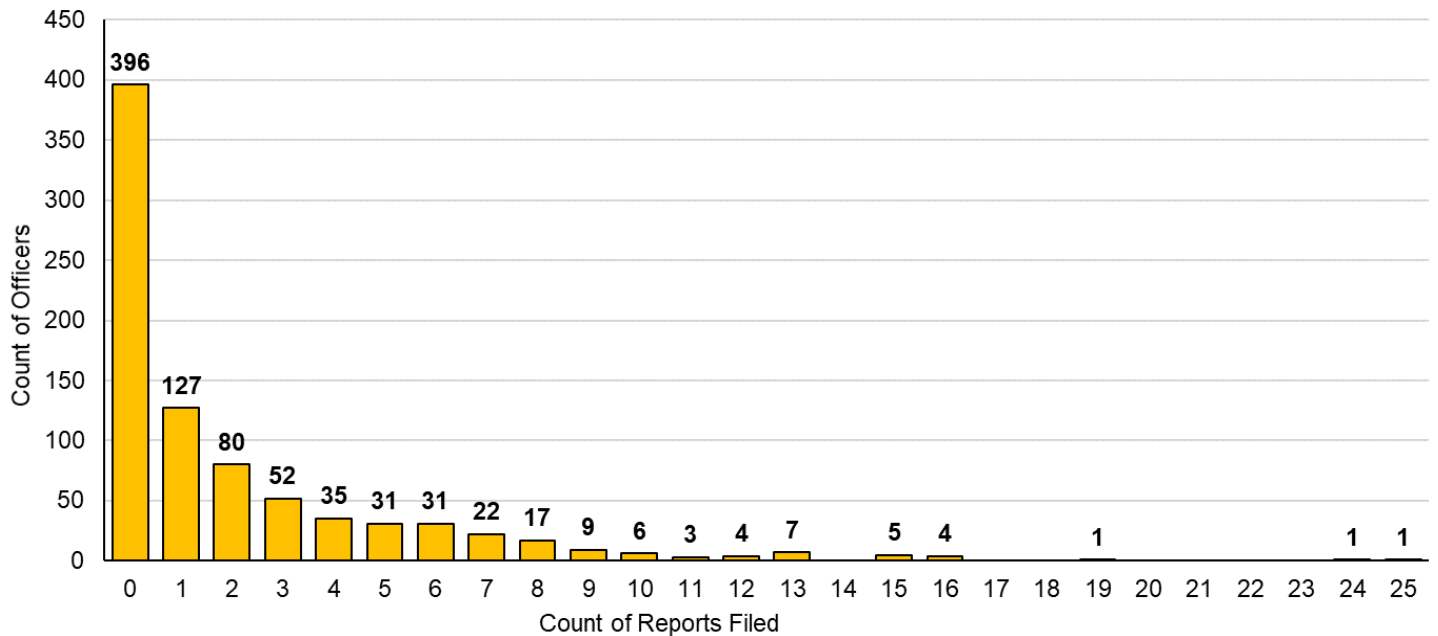
Race/Gender/Zone	Zone 1	Zone 2	Zone 3	Zone 4	Zone 5	Zone 6	OSC	Total
Asian Female	0	0	0	1	0	0	0	1
Asian Male	0	1	2	0	0	0	0	3
Asian Unknown	0	0	0	0	0	0	0	0
Black Female	20	37	28	15	44	5	3	152
Black Male	93	80	98	44	137	43	7	502
Black Unknown	0	0	0	0	0	0	0	0
Hispanic Female	0	0	0	0	0	1	0	1
Hispanic Male	2	1	1	3	0	4	0	11
Hispanic Unknown	0	0	0	0	0	0	0	0
White Female	9	9	13	10	7	5	0	53
White Male	31	28	55	16	10	20	0	160
White Unknown	0	0	0	0	0	0	0	0
Unspecified Female	0	0	0	2	0	2	0	4
Unspecified Male	1	7	8	2	1	3	0	22
Unspecified Unknown	0	0	0	0	0	0	0	0
Total	156	163	205	93	199	83	10	909

SUBJECT RESISTANCE / USE-OF-FORCE

Annual Statistical Report

2022

2022 Subject Resistance Reports Filed by Individual Officers



2022 Subject Resistance/Use of Force by Race, Gender, and Age Group

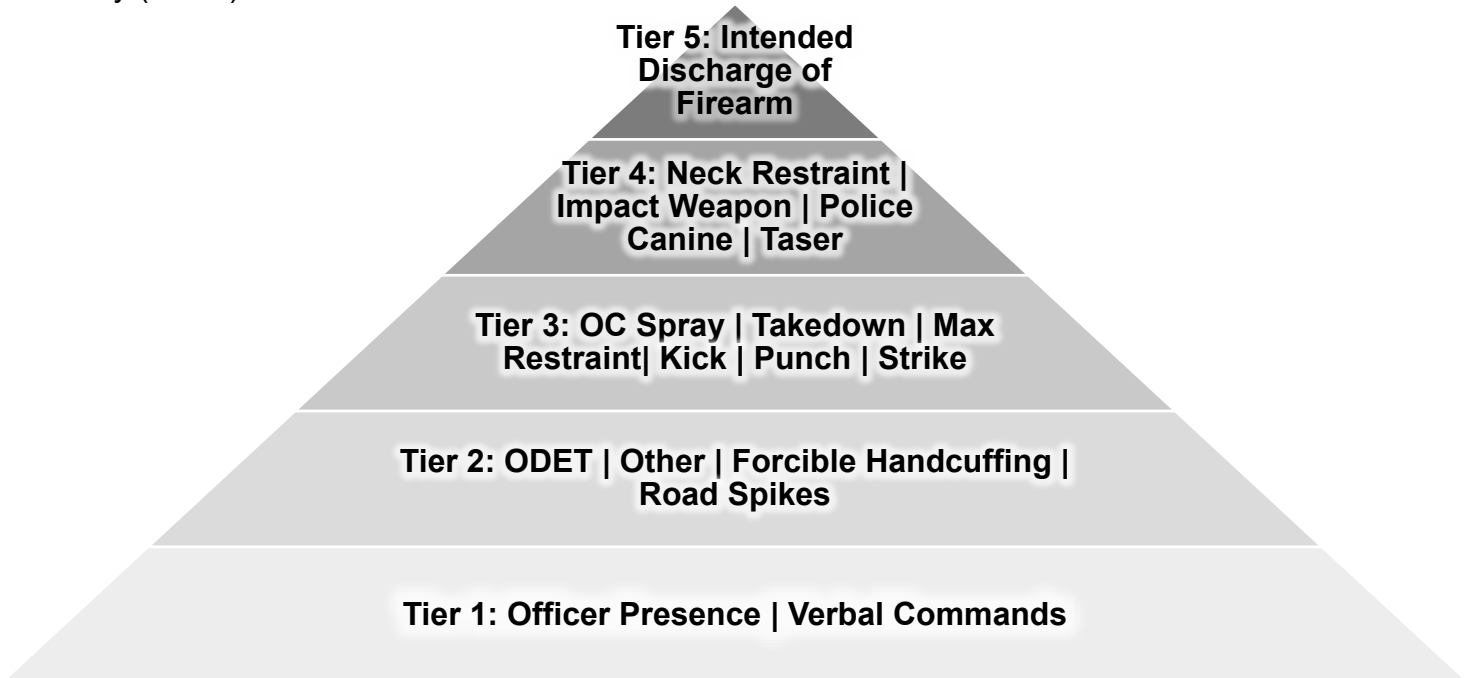
Race/Gender/Age Group	0-10	11-17	18-24	25-34	35-44	45-54	55-64	65+	Unknown	Total
Asian Female	0	0	0	0	0	0	0	1	0	1
Asian Male	0	0	1	0	0	2	0	0	0	3
Asian Unknown	0	0	0	0	0	0	0	0	0	0
Black Female	0	24	36	40	18	10	14	2	8	152
Black Male	1	64	141	141	77	16	22	8	32	502
Black Unknown	0	0	0	0	0	0	0	0	0	0
Hispanic Female	0	0	0	1	0	0	0	0	0	1
Hispanic Male	0	0	3	6	1	1	0	0	0	11
Hispanic Unknown	0	0	0	0	0	0	0	0	0	0
White Female	0	3	6	20	11	7	3	0	3	53
White Male	1	5	26	36	41	15	17	6	13	160
White Unknown	0	0	0	0	0	0	0	0	0	0
Unspecified Female	0	0	2	0	0	0	0	0	2	4
Unspecified Male	0	2	12	5	2	1	0	0	0	22
Unspecified Unknown	0	0	0	0	0	0	0	0	0	0
Total	2	98	227	249	150	52	56	17	58	909

SUBJECT RESISTANCE / USE-OF-FORCE

Annual Statistical Report

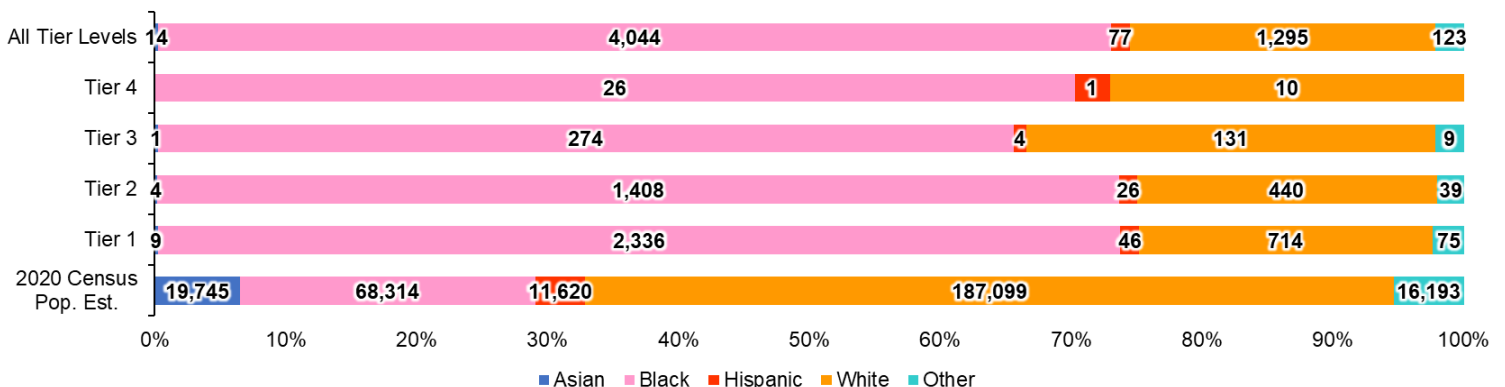
2022

Use of Force Tiers comprise of the following police actions ordered from lowest (Tier 1) to highest severity (Tier 5):



Officers can report multiple types of force within a single use of force report. Therefore, sums of the below counts exceed the total number of reports.

Estimated Population Demographics vs. 2022 Potential Suspect Demographics by Use of Force Tier Level

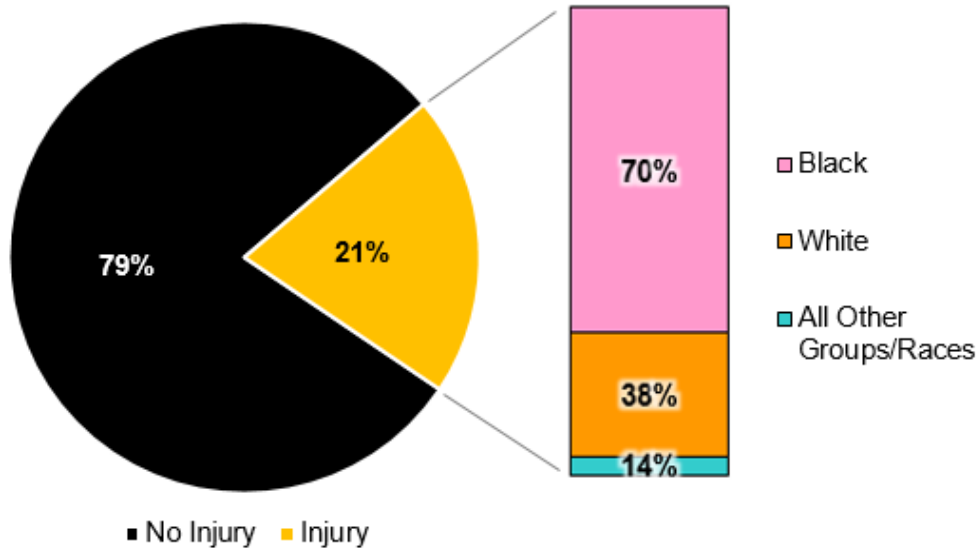


SUBJECT RESISTANCE / USE-OF-FORCE

Annual Statistical Report

2022

Comparison of Injured vs. Uninjured Subjects in 2022 Use of Force Incidents



2022 Use of Force Subjects Level of Treatment Received for Injury by Race and Gender

Race/Gender	Self Treatment/EMS	Treated/Admitted	Treated/Released	Treatment Refused	None	Total
Asian Female	0	0	0	0	0	0
Asian Male	0	0	0	0	0	0
Asian Unknown	0	0	0	0	0	0
Black Female	5	7	12	3	2	29
Black Male	21	23	54	3	1	102
Black Unknown	0	0	0	0	0	0
Hispanic Female	0	0	0	0	0	0
Hispanic Male	1	1	1	0	0	3
Hispanic Unknown	0	0	0	0	0	0
White Female	2	3	1	0	0	6
White Male	6	21	16	0	1	44
White Unknown	0	0	0	0	0	0
Unspecified Female	0	0	1	0	0	1
Unspecified Male	0	3	0	0	0	3
Unspecified Unknown	0	0	0	0	0	0
Total	35	58	85	6	4	188

SUBJECT RESISTANCE / USE-OF-FORCE

Annual Statistical Report

2022

Types of Subject Resistance comprise of the following scenarios ordered from lowest to highest level of threat:

- **Passively Resisted:** Unresponsive to officer presence/commands
- **Failed Verbal Command:** Verbally reject's officer's commands
- **Defensively Resisted:** Attempts to evade officer
- **Actively Resisted:** Employs physical action to prevent officer's control of subject
- **Assaultive Behavior:** Attempts to attack officer and/or others

Seeing as a subject can exhibit multiple types of resistance throughout the interaction, below counts are limited to the highest level of threat exhibited by the subject within the officer's report. Duplicates remain from the multiple types of force an officer can employ in a single report, so totals exceed the number of reports submitted.

2022 Use of Force by Subject Race, Resistance Level, Type of Force Employed by Officers

Subject Resistance Level	Police Use of Force Tier	Asian	Black	Hispanic	White	Other	Total
Passively Resistance	Tier 1	0	15	2	0	0	17
	Tier 2	0	9	1	0	0	10
	Tier 3	0	1	0	0	0	1
Failed Verbal Command	Tier 1	4	794	14	153	32	997
	Tier 2	2	427	7	79	13	528
	Tier 3	0	8	0	7	0	15
	Tier 4	0	1	0	1	0	2
Defensively Resisted	Tier 1	3	1,118	26	377	22	1,546
	Tier 2	2	716	15	239	12	984
	Tier 3	0	187	4	68	3	262
	Tier 4	0	17	0	4	0	21
Actively Resisted	Tier 1	2	367	4	184	21	578
	Tier 2	0	232	3	122	14	371
	Tier 3	1	77	0	56	6	140
	Tier 4	0	8	1	5	0	14
Assaultive Behavior	Tier 1	0	42	0	0	0	42
	Tier 2	0	24	0	0	0	24
	Tier 3	0	1	0	0	0	1

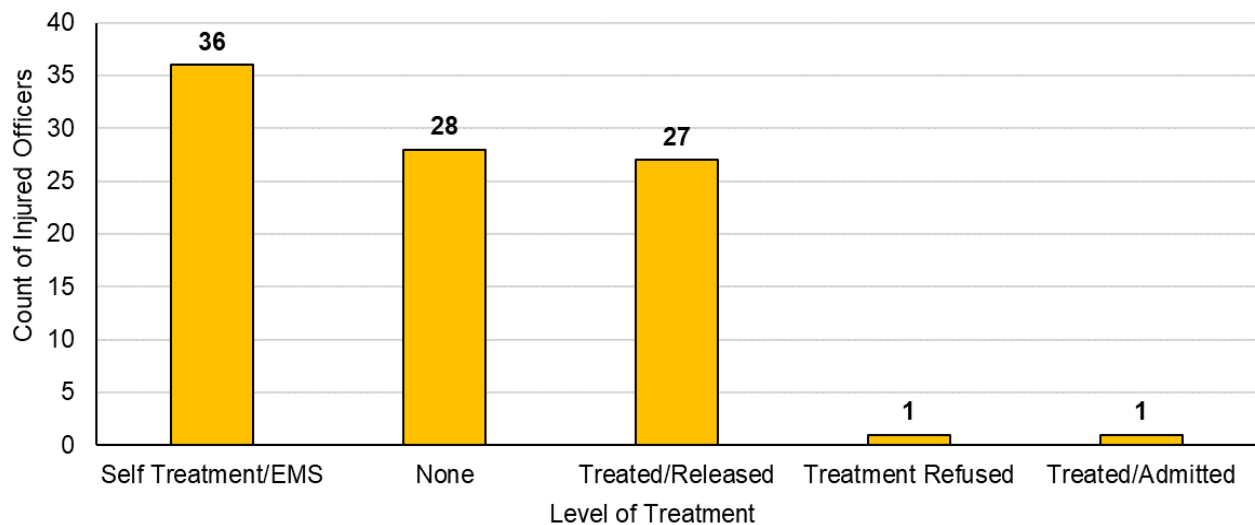
SUBJECT RESISTANCE / USE-OF-FORCE

Annual Statistical Report

2022

As a result of the 789 subject resistance incidents (documented through 1,734 use of force reports), **93 officers reported injuries.**

2022 Injured Officers and Level of Treatment Recieved Following Use of Force



2022 Use of Force Officer Injury by Level of Treatment and Zone

Treatment Type/Zone	Zone 1	Zone 2	Zone 3	Zone 4	Zone 5	Zone 6	OSC	Total
None	6	5	2	4	6	4	1	28
Treatment Refused	0	0	1	0	0	0	0	1
Self Treatment/EMS	4	3	9	6	8	5	1	36
Treated/Released	4	5	5	3	9	0	1	27
Treated/Admitted	0	0	1	0	0	0	0	1
Total	14	13	18	13	23	9	3	93

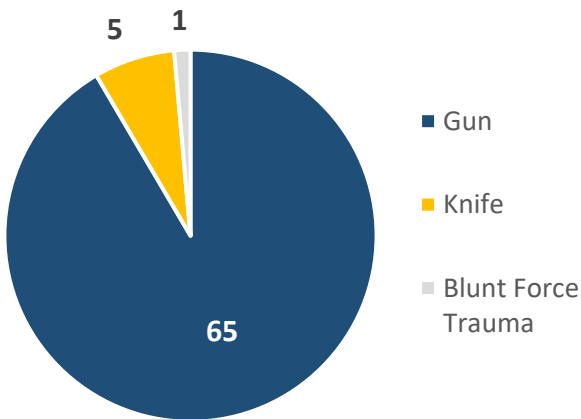
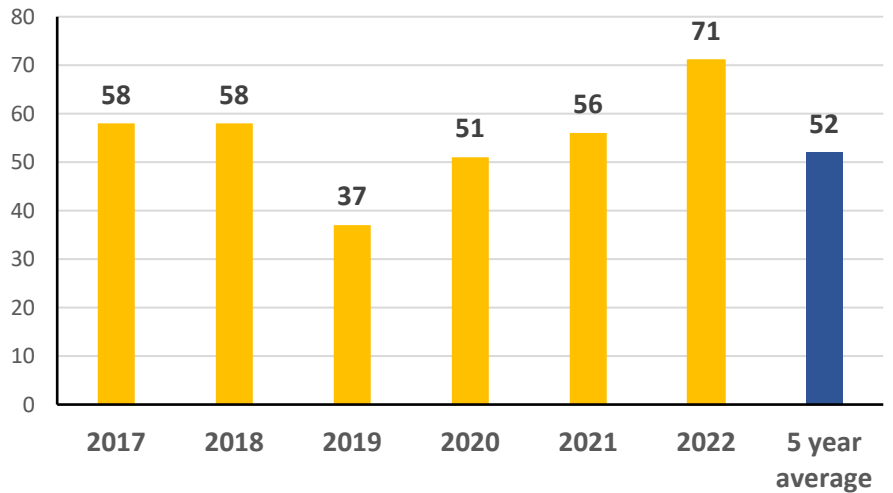
Homicide Analysis

Annual Statistical Report

2022

The 2022 year consisted of 71 homicides in the City of Pittsburgh. This is a 26.8% increase from last year (56). Of these incidents 92% involved a firearm.

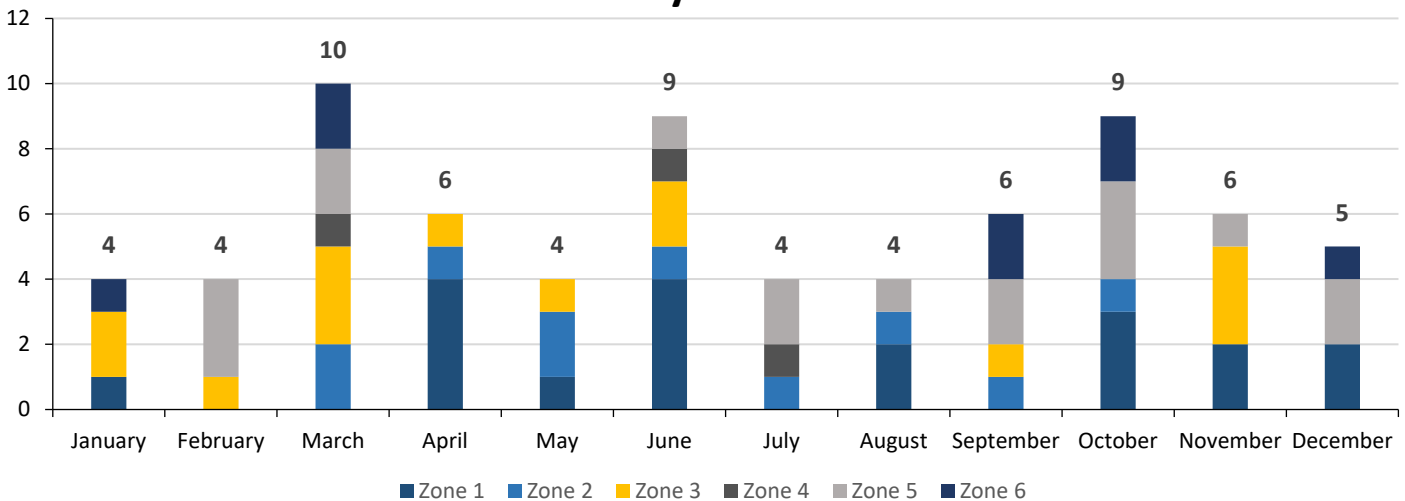
Homicide Count by Year and 5 Year Average



2022 Homicides by Zone

Zone	Homicide Count
Zone 1	19
Zone 2	10
Zone 3	14
Zone 4	3
Zone 5	17
Zone 6	8
Total	71

2022 Homicides by Month and Zone



Homicide Analysis

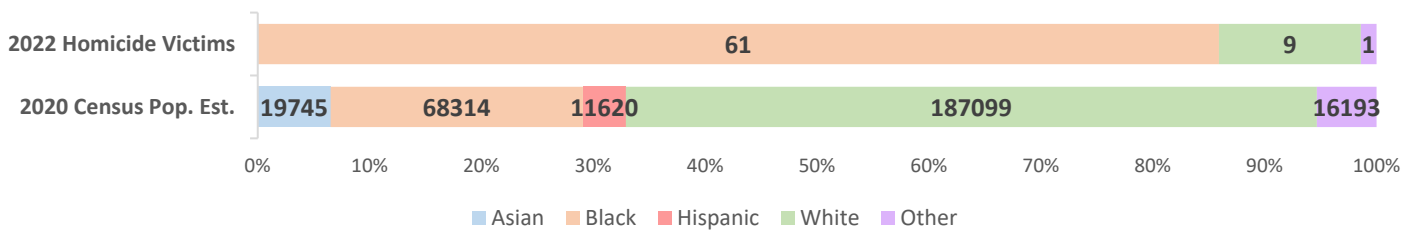
Annual Statistical Report

2022

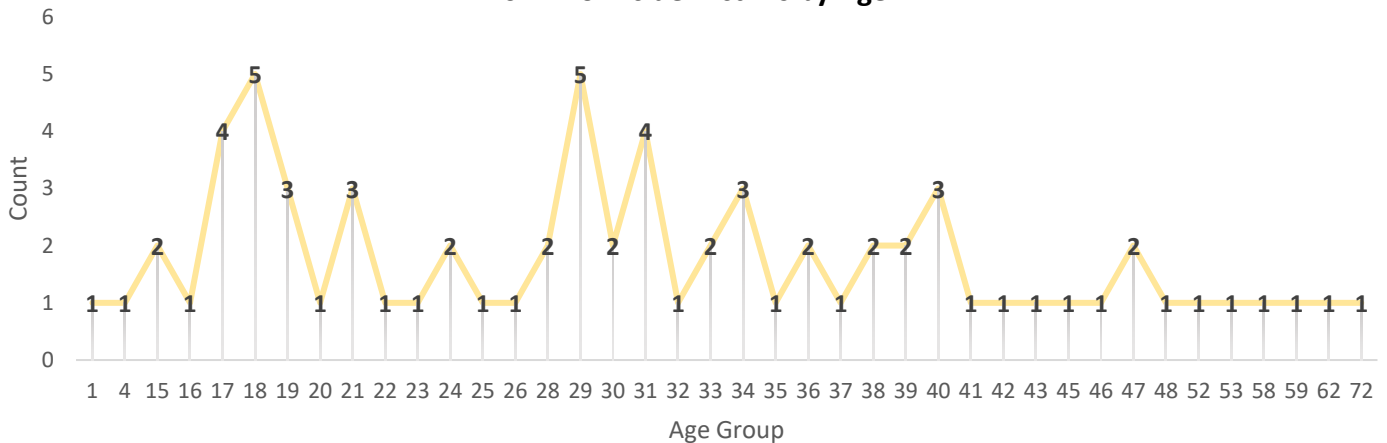
2022 Homicide Victims by Race, Gender, and Age Group

Race/Gender/Age Group	0-17	18-24	25-34	35-44	45-54	55-64	65+	Total
Asian Female	-	-	-	-	-	-	-	0
Asian Male	-	-	-	-	-	-	-	0
Asian Unknown	-	-	-	-	-	-	-	0
Black Female	1	1	-	1	-	1	-	4
Black Male	6	15	19	10	5	1	1	57
Black Unknown	-	-	-	-	-	-	-	0
Hispanic Female	-	-	-	-	-	-	-	0
Hispanic Male	-	-	-	-	-	-	-	0
Hispanic Unknown	-	-	-	-	-	-	-	0
White Female	-	-	2	1	-	1	-	4
White Male	1	-	-	2	2	-	-	5
White Unknown	-	-	-	-	-	-	-	0
Unspecified Female	-	-	-	-	-	-	-	0
Unspecified Male	1	-	-	-	-	-	-	1
Unspecified Unknown	-	-	-	-	-	-	-	0
Total	9	16	21	14	7	3	1	71

Estimated Population Demographics vs 2022 Homicide Victim Demographics



2022 Homicide Victims by Age



Homicide Analysis

Annual Statistical Report

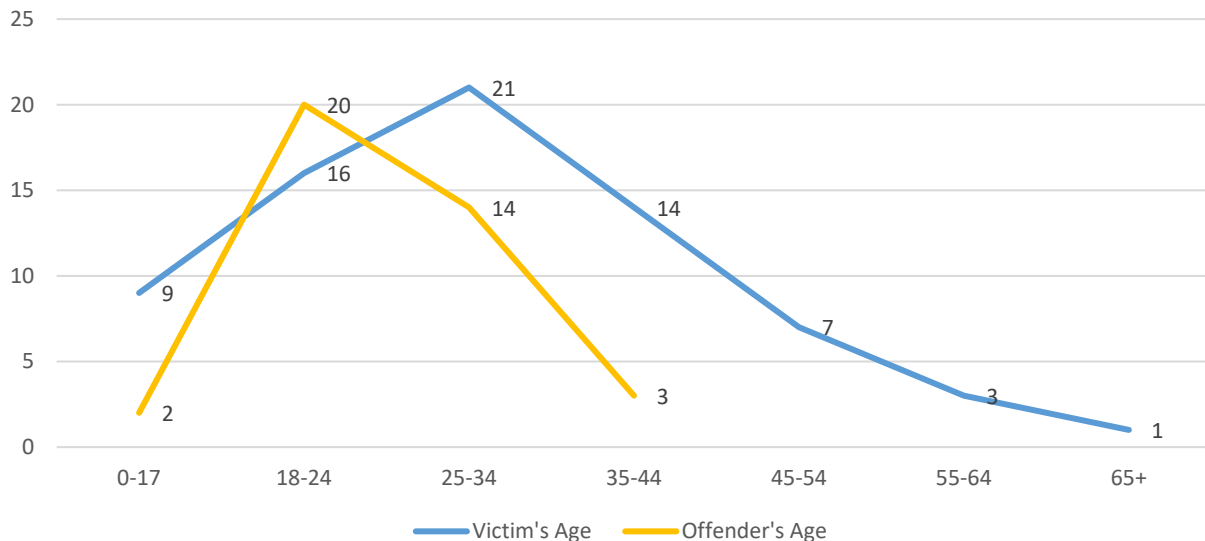
2022

In 2022, Pittsburgh Bureau of Police made thirty-nine (39) arrests in thirty-one (31) homicide cases of the total 71 homicides. There were also nine (9) homicides from previous years that were exceptionally cleared or resulted in an arrest. Creating a total of forty (40) arrests

2022 Homicide Arrestees by Race, Gender, and Age Group

Race/Gender/Age Group	0-17	18-24	25-34	35-44	45-54	55-64	65+	Total
Asian Female	0	0	0	0	0	0	0	0
Asian Male	0	0	0	0	0	0	0	0
Asian Unknown	0	0	0	0	0	0	0	0
Black Female	0	2	3	1	0	0	0	6
Black Male	2	18	12	2	0	0	0	34
Black Unknown	0	0	0	0	0	0	0	0
Hispanic Female	0	0	0	0	0	0	0	0
Hispanic Male	0	0	0	0	0	0	0	0
Hispanic Unknown	0	0	0	0	0	0	0	0
White Female	0	0	0	0	0	0	0	0
White Male	0	2	0	0	0	0	0	0
White Unknown	0	0	0	0	0	0	0	0
Unspecified Female	0	0	0	0	0	0	0	0
Unspecified Male	0	0	0	0	0	0	0	0
Unspecified Unknown	0	0	0	0	0	0	0	0
Total	2	22	15	3				42

Distribution of Homicide Offender and Victim Age Group



Non-Fatal Shootings Analysis

Annual Statistical Report

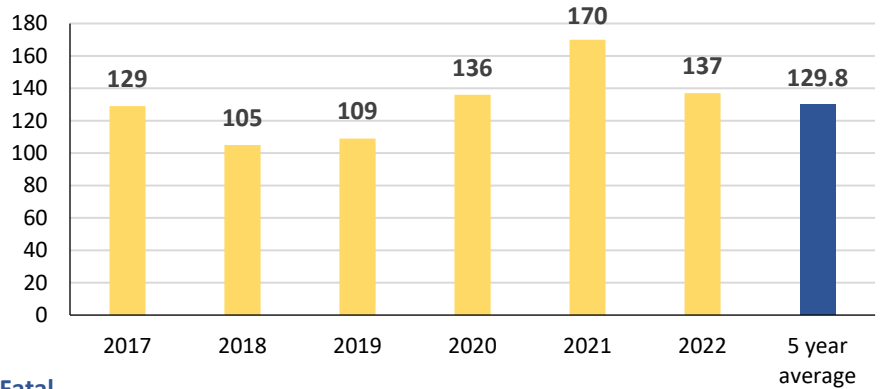
2022

2022 NFS by Zone

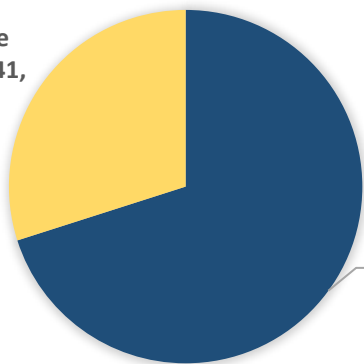
Zone	Non-Fatal Shooting Incident Count
Zone 1	36
Zone 2	25
Zone 3	25
Zone 4	5
Zone 5	35
Zone 6	11
Total	137

In 2022, there were **137 non-fatal shooting (NFS) incidents**, forty-one (41, 30%) had 2 or more victims. There were in total **194 victims**.

NFS Count by Year and 5 Year Average

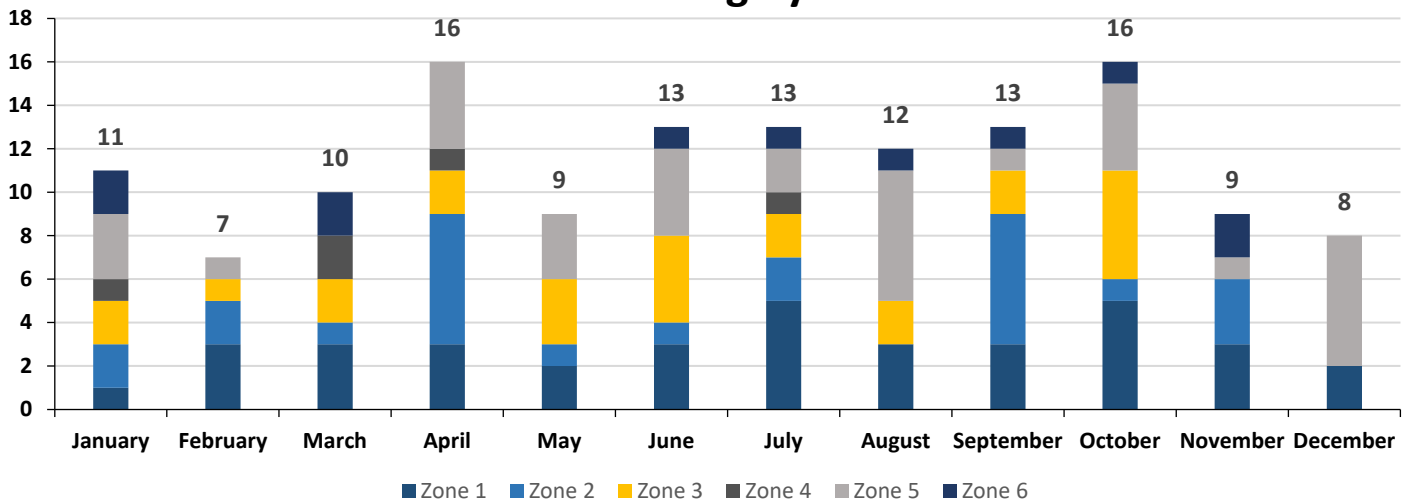


Incidents with Multiple Victims, 41, 30%



Non-Fatal Shooting Incidents with Multiple Victims, 96, 70%

2022 Non-Fatal Shooting by Month and Zone



Non-Fatal Shootings Analysis

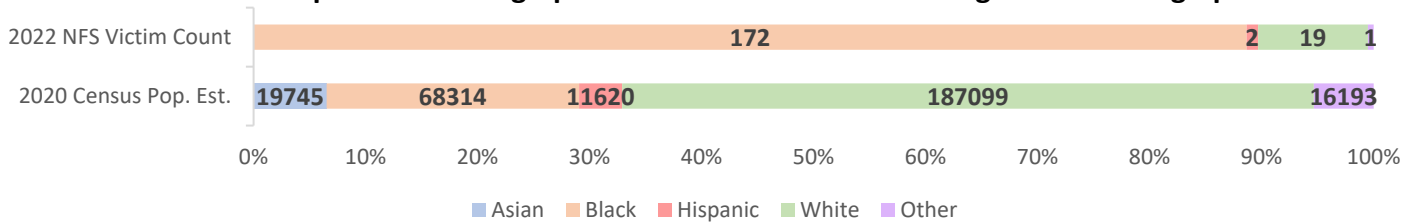
Annual Statistical Report

2022

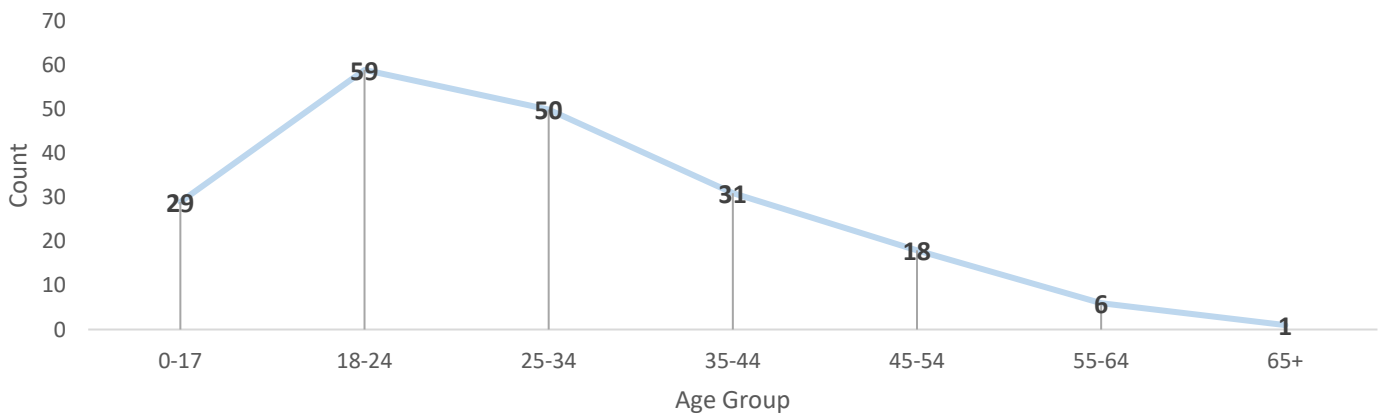
2022 Non-Fatal Shooting Victims by Race, Gender, and Age

Race/Gender/Age Group	0-17	18-24	25-34	35-44	45-54	55-64	65+	Total
Asian Female								
Asian Male								
Asian Unknown								
Black Female	8	14	8	5	2	2		39
Black Male	21	41	34	21	12	3	1	133
Black Unknown								
Hispanic Female			1					1
Hispanic Male					1			1
Hispanic Unknown								
White Female		2			3			5
White Male		2	7	4		1		14
White Unknown								
Unspecified Female								
Unspecified Male				1				1
Unspecified Unknown								
Total	29	59	50	31	18	6	1	194

Estimated Population Demographics vs 2022 Non-Fatal Shooting Victim Demographics



2022 Non-Fatal Shooting Victims by Age



Crime by Neighborhood

Annual Statistical Report

2022

Part I Offenses known to Law Enforcement	Allegheny Center	Allegheny West	Allentown	Arlington	Arlington Heights
Murder	1	0	2	0	0
Rape	0	0	0	1	0
Robbery	12	0	5	2	1
Agg. Assault	12	0	13	6	8
Part I Violent Crime Total	25	0	20	9	9
Burglary	7	2	8	5	3
Theft	45	16	48	18	6
Vehicle Theft	3	0	3	3	1
Arson	1	1	0	0	0
Part I Property Crime Total	56	19	59	26	10
Part I Incident Total	81	19	79	35	19

Part II Offenses Known to Law Enforcement	Allegheny Center	Allegheny West	Allentown	Arlington	Arlington Heights
Forgery	5	0	1	0	0
Simple Assault	29	8	63	33	20
Fraud	3	2	15	10	3
Embezzlement	1	0	0	0	0
Receiving Stolen Prop	5	1	2	1	0
Vandalism	14	6	35	24	5
Carry Weapon	12	0	2	14	7
Prostitution	4	0	0	0	0
Sex Offense	4	0	2	1	1
Drug Offense	51	3	3	1	0
Endangering Children	1	0	1	1	0
DUI	1	4	5	1	0
Liquor Laws	0	0	1	0	0
Public Drunkenness	2	0	2	0	0
Disorderly Conduct	4	1	8	2	2
Other	27	5	36	12	6
Part II Incident Total	163	30	176	100	44
Grand Total	244	49	255	135	63

Crime by Neighborhood

Annual Statistical Report

2022

Part I Offenses known to Law Enforcement	Banksville	Bedford Dwellings	Beechview	Beltzhoover	Bloomfield
Murder	0	6	1	1	0
Rape	0	2	1	0	2
Robbery	0	9	1	1	12
Agg. Assault	3	12	14	10	15
Part 1 Violent Crime Total	3	29	17	12	29
Burglary	3	11	10	9	10
Theft	20	29	83	27	157
Vehicle Theft	2	6	9	12	24
Arson	1	2	0	2	0
Part 1 Prop. Crime Total	26	48	102	50	191
Part 1 Incident Total	29	77	119	62	220

Part II Offenses Known to Law Enforcement	Banksville	Bedford Dwellings	Beechview	Beltzhoover	Bloomfield
Forgery	2	3	2	1	4
Simple Assault	21	70	64	29	60
Fraud	18	9	40	13	35
Embezzlement	1	0	1	0	4
Receiving Stolen Prop	0	0	2	0	2
Vandalism	4	25	30	18	78
Carry Weapon	1	15	6	10	3
Prostitution	0	0	0	0	0
Sex Offense	2	2	4	0	1
Drug Offense	2	4	6	3	1
Endangering Children	0	2	2	1	0
DUI	1	0	8	5	11
Liquor Laws	0	0	0	0	0
Public Drunkenness	0	1	3	0	3
Disorderly Conduct	6	10	9	1	16
Other	8	20	35	25	40
Part II Incident Total	66	161	212	106	258
Grand Total	95	238	331	168	478

Crime by Neighborhood

Annual Statistical Report

2022

Part I Offenses known to Law Enforcement	Bluff	Bon Air	Brighton Heights	Brookline	California-Kirkbride
Murder	1	0	1	1	1
Rape	4	0	0	3	1
Robbery	11	1	9	8	3
Agg. Assault	10	5	21	11	1
Part 1 Violent Crime Total	26	6	31	23	6
Burglary	12	4	17	25	1
Theft	84	18	112	148	27
Vehicle Theft	8	7	24	20	2
Arson	1	1	1	2	0
Part 1 Property Crime Total	105	30	154	195	30
Part 1 Incident Total	131	36	185	218	36

Part II Offenses Known to Law Enforcement	Bluff	Bon Air	Brighton Heights	Brookline	California-Kirkbride
Forgery	5	0	0	5	0
Simple Assault	66	10	71	97	17
Fraud	9	3	31	76	11
Embezzlement	0	0	0	0	0
Receiving Stolen Prop	4	0	1	4	0
Vandalism	21	10	38	25	8
Carry Weapon	6	1	11	9	3
Prostitution	0	0	0	0	0
Sex Offense	6	0	5	3	0
Drug Offense	10	0	7	7	3
Endangering Children	1	0	1	2	0
DUI	6	10	6	18	1
Liquor Laws	0	0	0	0	0
Public Drunkenness	0	0	0	5	1
Disorderly Conduct	11	1	10	12	9
Other	54	17	32	53	18
Part II Incident Total	199	52	213	316	71
Total	330	88	398	534	107

Crime by Neighborhood

Annual Statistical Report

2022

Part I Offenses known to Law Enforcement	Carrick	Central Business District	Central Lawrenceville	Central Northside	Central Oakland
Murder	0	2	0	1	0
Rape	2	8	0	0	2
Robbery	19	71	3	9	6
Agg. Assault	23	58	6	8	4
Part 1 Violent Crime Total	44	139	9	18	12
Burglary	43	55	8	10	7
Theft	139	562	64	68	102
Vehicle Theft	21	43	9	9	3
Arson	6	1	0	0	0
Part 1 Property Crime Total	209	661	81	87	112
Part 1 Incident Total	253	800	90	105	124

Part II Offenses Known to Law Enforcement	Carrick	Central Business District	Central Lawrenceville	Central Northside	Central Oakland
Forgery	4	17	2	1	1
Simple Assault	158	358	31	30	28
Fraud	52	81	21	12	12
Embezzlement	0	2	1	1	1
Receiving Stolen Prop	2	7	0	2	1
Vandalism	73	119	24	16	37
Carry Weapon	12	10	0	2	1
Prostitution	0	0	0	0	0
Sex Offense	5	17	4	1	6
Drug Offense	14	17	1	9	0
Endangering Children	4	4	1	1	0
DUI	12	14	2	2	3
Liquor Laws	1	8	0	0	1
Public Drunkenness	6	75	0	1	6
Disorderly Conduct	21	79	6	5	7
Other	102	195	32	24	23
Part II Incident Total	466	1003	125	107	127
Grand Total	719	1803	215	212	251

Crime by Neighborhood

Annual Statistical Report

2022

Part I Offenses known to Law Enforcement	Chartiers City	Chateau	Crafton Heights	Crawford-Roberts	Duquesne Heights
Murder	0	0	0	2	0
Rape	0	6	1	1	0
Robbery	1	0	2	7	0
Agg. Assault	2	4	4	12	6
Part 1 Violent Crime Total	3	10	7	22	6
Burglary	2	1	7	15	1
Theft	2	28	31	54	41
Vehicle Theft	1	1	6	11	9
Arson	1	0	3	1	0
Part 1 Property Crime Total	6	30	47	81	51
Part 1 Incident Total	9	40	54	103	57

Part II Offenses Known to Law Enforcement	Chartiers City	Chateau	Crafton Heights	Crawford-Roberts	Duquesne Heights
Forgery	0	0	0	2	1
Simple Assault	7	19	32	49	5
Fraud	1	3	20	23	12
Embezzlement	0	0	0	0	0
Receiving Stolen Prop	1	3	2	3	0
Vandalism	1	8	29	36	6
Carry Weapon	6	2	47	8	0
Prostitution	0	0	0	0	0
Sex Offense	0	6	4	5	0
Drug Offense	1	4	3	6	3
Endangering Children	0	3	0	1	0
DUI	1	5	6	1	6
Liquor Laws	0	0	0	2	0
Public Drunkenness	0	2	1	2	0
Disorderly Conduct	0	1	9	10	2
Other	1	24	21	22	13
Part II Incident Total	19	80	174	170	48
Grand Total	28	120	228	273	105

Crime by Neighborhood

Annual Statistical Report

2022

Part I Offenses known to Law Enforcement	East Allegheny	East Carnegie	East Hills	East Liberty	Elliott
Murder	2	0	2	1	2
Rape	4	0	1	2	3
Robbery	16	1	9	11	9
Agg. Assault	9	1	23	14	7
Part 1 Violent Crime Total	31	2	35	28	21
Burglary	18	0	13	12	7
Theft	146	0	66	280	21
Vehicle Theft	14	1	11	22	7
Arson	3	0	0	3	0
Part 1 Property Crime Total	181	1	90	317	35
Part 1 Incident Total	212	3	125	345	56

Part II Offenses Known to Law Enforcement	East Allegheny	East Carnegie	East Hills	East Liberty	Elliott
Forgery	4	0	3	2	1
Simple Assault	57	5	75	105	46
Fraud	23	1	7	32	9
Embezzlement	0	0	0	0	0
Receiving Stolen Prop	7	0	4	3	2
Vandalism	31	1	29	66	14
Carry Weapon	7	0	14	8	19
Prostitution	13	0	0	0	0
Sex Offense	3	0	2	6	2
Drug Offense	49	0	7	16	3
Endangering Children	0	0	3	4	2
DUI	7	0	1	3	8
Liquor Laws	1	0	0	1	0
Public Drunkenness	4	0	2	2	1
Disorderly Conduct	9	2	8	23	6
Other	27	0	36	64	17
Part II Incident Total	242	9	191	335	130
Grand Total	454	12	316	680	186

Crime by Neighborhood

Annual Statistical Report

2022

Part I Offenses Known To Law Enforcement	Esplen	Fairywood	Fineview	Friendship	Garfield
Murder	0	0	1	0	1
Rape	0	0	3	1	2
Robbery	2	1	4	2	10
Agg. Assault	4	1	1	1	12
Part 1 Violent Crime Total	6	2	9	4	25
Burglary	0	2	5	4	11
Theft	2	16	27	33	42
Vehicle Theft	3	1	4	5	15
Arson	0	0	1	0	1
Part 1 Property Crime Total	5	19	37	42	69
Part 1 Incident Total	11	21	46	46	94

Part II Offenses Known to Law Enforcement	Esplen	Fairywood	Fineview	Friendship	Garfield
Forgery	0	0	0	0	1
Simple Assault	11	6	24	8	49
Fraud	2	3	8	5	19
Embezzlement	0	0	0	0	1
Receiving Stolen Prop	0	0	2	0	2
Vandalism	3	3	9	11	39
Carry Weapon	6	3	4	0	7
Prostitution	0	0	1	0	0
Sex Offense	1	0	0	0	0
Drug Offense	3	0	2	2	4
Endangering Children	1	0	0	0	1
DUI	2	0	1	1	1
Liquor Laws	0	0	0	0	0
Public Drunkenness	1	0	1	0	0
Disorderly Conduct	6	2	2	2	13
Other	8	11	6	7	24
Part II Incident Total	44	28	60	36	161
Grand Total	55	49	106	82	255

Crime by Neighborhood

Annual Statistical Report

2022

Part I Offenses Known To Law Enforcement	Glen Hazel	Greenfield	Hays	Hazelwood	Highland Park
Murder	0	0	0	3	1
Rape	1	0	0	1	1
Robbery	0	2	0	17	3
Agg. Assault	4	7	3	17	5
Part 1 Violent Crime Total	5	9	3	38	10
Burglary	3	11	1	23	5
Theft	11	42	6	76	95
Vehicle Theft	1	8	1	21	12
Arson	0	0	1	4	1
Part 1 Property Crime Total	15	61	9	124	113
Part 1 Incident Total	20	70	12	162	123

Part II Offenses Known to Law Enforcement	Glen Hazel	Greenfield	Hays	Hazelwood	Highland Park
Forgery	0	2	0	8	1
Simple Assault	21	36	5	98	17
Fraud	1	39	2	15	21
Embezzlement	0	0	0	0	0
Receiving Stolen Prop	0	0	0	5	0
Vandalism	2	26	1	34	13
Carry Weapon	3	0	0	7	5
Prostitution	0	0	0	0	0
Sex Offense	0	1	0	2	1
Drug Offense	2	3	0	16	6
Endangering Children	0	0	0	0	0
DUI	1	8	2	6	3
Liquor Laws	0	0	0	0	0
Public Drunkenness	1	2	0	2	0
Disorderly Conduct	3	10	0	19	8
Other	9	34	4	53	18
Part II Incident Total	43	161	14	265	93
Grand Total	63	231	26	427	216

Crime by Neighborhood

Annual Statistical Report

2022

Part I Offenses known to Law Enforcement	Homewood North	Homewood South	Homewood West	Knoxville	Larimer
Murder	4	4	1	6	1
Rape	1	2	0	2	1
Robbery	20	15	8	12	6
Agg. Assault	35	31	11	21	10
Part 1 Violent Crime Total	60	52	20	41	18
Burglary	15	33	7	24	6
Theft	90	81	27	45	48
Vehicle Theft	27	13	6	13	7
Arson	0	2	1	3	2
Part 1 Property Crime Total	132	129	41	85	63
Part 1 Incident Total	192	181	61	126	81

Part II Offenses Known to Law Enforcement	Homewood North	Homewood South	Homewood West	Knoxville	Larimer
Forgery	7	7	0	1	3
Simple Assault	99	88	32	83	49
Fraud	14	14	3	23	10
Embezzlement	0	0	0	0	0
Receiving Stolen Prop	15	10	2	2	7
Vandalism	39	44	13	61	24
Carry Weapon	30	23	5	22	8
Prostitution	0	0	0	0	0
Sex Offense	4	1	1	4	0
Drug Offense	21	24	8	4	21
Endangering Children	4	0	1	1	2
DUI	6	2	1	7	4
Liquor Laws	0	1	0	0	0
Public Drunkenness	0	2	0	0	1
Disorderly Conduct	8	5	6	9	7
Other	37	53	19	47	31
Part II Incident Total	284	274	91	264	167
Grand Total	476	455	152	390	248

Crime by Neighborhood

Annual Statistical Report

2022

Part I Offenses known to Law Enforcement	Lincoln Place	Lincoln-Lemington-Belmar	Lower Lawrenceville	Manchester	Marshall-Shadeland
Murder	0	2	0	1	2
Rape	0	1	0	1	2
Robbery	2	10	1	2	15
Agg. Assault	3	15	5	6	26
Part 1 Violent Crime Total	5	28	6	10	45
Burglary	7	12	10	3	16
Theft	33	158	55	26	71
Vehicle Theft	4	15	3	11	26
Arson	1	3	0	0	0
Part 1 Prop. Crime Total	45	188	68	40	113
Part 1 Incident Total	50	216	74	50	158

Part II Offenses Known to Law Enforcement	Lincoln Place	Lincoln-Lemington-Belmar	Lower Lawrenceville	Manchester	Marshall-Shadeland
Forgery	3	4	1	2	3
Simple Assault	15	78	22	18	75
Fraud	21	27	14	14	19
Embezzlement	0	0	0	0	1
Receiving Stolen Prop	2	2	0	1	6
Vandalism	10	35	22	16	40
Carry Weapon	1	19	0	4	16
Prostitution	0	0	0	0	0
Sex Offense	1	5	1	1	3
Drug Offense	2	20	2	1	7
Endangering Children	0	3	0	2	1
DUI	5	0	3	1	8
Liquor Laws	0	0	0	0	0
Public Drunkenness	0	0	1	0	2
Disorderly Conduct	4	14	3	4	10
Other	3	48	17	15	51
Part II Incident Total	67	255	86	79	242
Grand Total	117	471	160	129	400

Crime by Neighborhood

Annual Statistical Report

2022

Part I Offenses known to Law Enforcement	Middle Hill	Morningside	Mt. Oliver	Mount Washington	New Homestead
Murder	0	0	0	1	0
Rape	0	0	0	0	0
Robbery	5	2	1	11	1
Agg. Assault	25	1	3	22	0
Part 1 Violent Crime Total	30	3	4	34	1
Burglary	15	6	1	18	0
Theft	50	31	2	151	6
Vehicle Theft	15	4	1	31	0
Arson	2	0	0	2	0
Part 1 Property Crime Total	82	41	4	202	6
Part 1 Incident Total	112	44	8	236	7

Part II Offenses Known to Law Enforcement	Middle Hill	Morningside	Mount Oliver	Mount Washington	New Homestead
Forgery	6	0	0	8	0
Simple Assault	60	9	7	89	1
Fraud	12	12	3	40	0
Embezzlement	0	0	0	1	0
Receiving Stolen Prop	5	1	0	6	0
Vandalism	37	8	3	52	1
Carry Weapon	11	1	1	7	0
Prostitution	0	0	0	0	0
Sex Offense	2	2	0	4	0
Drug Offense	1	2	0	9	2
Endangering Children	0	0	0	6	0
DUI	3	0	0	18	0
Liquor Laws	0	0	0	2	0
Public Drunkenness	2	0	0	5	0
Disorderly Conduct	4	6	0	19	0
Other	33	9	7	48	2
Part II Incident Total	176	50	21	314	6
Grand Total	288	94	29	550	13

Crime by Neighborhood

Annual Statistical Report

2022

Part I Offenses known to Law Enforcement	North Oakland	North Shore	Northview Heights	Oakwood	Overbrook
Murder	0	1	2	0	1
Rape	1	2	1	0	0
Robbery	8	5	0	1	1
Agg. Assault	5	15	7	0	4
Part 1 Violent Crime Total	14	23	10	1	6
Burglary	6	2	3	3	8
Theft	93	134	21	14	39
Vehicle Theft	6	5	3	2	4
Arson	1	2	1	0	0
Part 1 Property Crime Total	106	143	28	19	51
Part 1 Incident Total	120	166	38	20	57

Part II Offenses Known to Law Enforcement	North Oakland	North Shore	Northview Heights	Oakwood	Overbrook
Forgery	6	1	0	0	0
Simple Assault	28	49	47	9	22
Fraud	25	8	4	1	17
Embezzlement	0	0	0	1	0
Receiving Stolen Prop	1	0	2	0	0
Vandalism	12	16	24	4	11
Carry Weapon	0	2	5	0	3
Prostitution	0	0	0	0	0
Sex Offense	8	3	1	0	0
Drug Offense	1	11	3	0	0
Endangering Children	0	0	2	0	0
DUI	7	4	1	1	4
Liquor Laws	0	2	0	0	1
Public Drunkenness	2	32	1	0	0
Disorderly Conduct	11	12	2	3	2
Other	22	22	17	3	18
Part II Incident Total	123	162	109	22	78
Grand Total	243	328	147	42	135

Crime by Neighborhood

Annual Statistical Report

2022

Part I Offenses known to Law Enforcement	Perry North	Perry South	Point Breeze	Point Breeze North	Polish Hill
Murder	0	1	0	0	0
Rape	1	2	1	1	2
Robbery	4	5	2	5	1
Agg. Assault	10	18	2	4	1
Part 1 Violent Crime Total	15	26	5	10	4
Burglary	8	25	3	4	4
Theft	33	49	81	80	19
Vehicle Theft	7	10	8	2	8
Arson	0	2	0	1	0
Part 1 Property Crime Total	48	86	92	87	31
Part 1 Incident Total	63	112	97	97	35

Part II Offenses Known to Law Enforcement	Perry North	Perry South	Point Breeze	Point Breeze North	Polish Hill
Forgery	1	1	1	1	0
Simple Assault	17	59	9	19	11
Fraud	13	10	29	7	9
Embezzlement	0	0	0	1	0
Receiving Stolen Prop	2	2	0	0	1
Vandalism	19	24	15	12	11
Carry Weapon	6	18	1	3	3
Prostitution	0	0	0	1	0
Sex Offense	0	2	2	3	0
Drug Offense	2	9	0	0	0
Endangering Children	1	1	1	0	0
DUI	3	3	3	2	4
Liquor Laws	0	0	0	0	0
Public Drunkenness	0	2	0	1	0
Disorderly Conduct	5	11	6	6	3
Other	17	32	12	10	8
Part II Incident Total	86	174	79	66	50
Grand Total	149	286	176	163	85

Crime by Neighborhood

Annual Statistical Report

2022

Part I Offenses known to Law Enforcement	Regent Square	Ridgemont	Shadyside	Sheraden	South Oakland
Murder	0	0	0	2	0
Rape	0	0	2	4	1
Robbery	0	0	10	10	3
Agg. Assault	0	0	9	25	4
Part 1 Violent Crime Total	0	0	21	41	8
Burglary	1	0	17	21	12
Theft	29	4	293	77	42
Vehicle Theft	0	0	11	14	2
Arson	0	1	0	2	1
Part 1 Property Crime Total	30	5	321	114	57
Part 1 Incident Total	30	5	342	155	65

Part II Offenses Known to Law Enforcement	Regent Square	Ridgemont	Shadyside	Sheraden	South Oakland
Forgery	1	0	7	0	2
Simple Assault	4	1	63	90	22
Fraud	1	2	55	31	11
Embezzlement	0	0	0	1	0
Receiving Stolen Prop	0	0	0	1	0
Vandalism	4	0	39	39	13
Carry Weapon	0	0	0	82	0
Prostitution	0	0	0	0	1
Sex Offense	2	0	3	5	1
Drug Offense	0	0	2	5	2
Endangering Children	0	0	0	3	0
DUI	1	0	6	2	3
Liquor Laws	0	0	0	0	1
Public Drunkenness	1	0	6	0	0
Disorderly Conduct	0	0	10	9	3
Other	2	3	34	32	13
Part II Incident Total	16	6	225	300	72
Grand Total	46	11	567	455	137

Crime by Neighborhood

Annual Statistical Report

2022

Part I Offenses known to Law Enforcement	South Shore	South Side Flats	South Side Slopes	Spring Garden	Spring Hill-City View
Murder	0	1	0	0	1
Rape	0	2	2	0	0
Robbery	1	19	3	0	2
Agg. Assault	5	45	13	0	11
Part 1 Violent Crime Total	6	67	18	0	14
Burglary	2	20	10	2	17
Theft	11	364	70	23	20
Vehicle Theft	1	14	11	3	2
Arson	0	2	0	0	0
Part 1 Property Crime Total	14	400	91	28	39
Part 1 Incident Total	20	467	109	28	53

Part II Offenses Known to Law Enforcement	South Shore	South Side Flats	South Side Slopes	Spring Garden	Spring Hill-City View
Forgery	1	11	2	0	1
Simple Assault	10	174	39	11	46
Fraud	4	41	15	4	10
Embezzlement	0	1	0	0	0
Receiving Stolen Prop	1	4	1	0	2
Vandalism	7	127	30	8	12
Carry Weapon	1	17	4	1	2
Prostitution	0	1	0	0	0
Sex Offense	0	11	0	1	0
Drug Offense	5	30	6	0	2
Endangering Children	0	1	0	0	0
DUI	11	39	9	1	0
Liquor Laws	0	11	0	0	0
Public Drunkenness	0	47	1	0	0
Disorderly Conduct	2	39	5	0	4
Other	1	127	17	7	19
Part II Incident Total	43	681	129	33	98
Grand Total	63	1148	238	61	151

Crime by Neighborhood

Annual Statistical Report

2022

Part I Offenses known to Law Enforcement	Squirrel Hill North	Squirrel Hill South	St. Clair	Stanton Heights	Strip District
Murder	0	0	1	1	0
Rape	1	3	0	1	0
Robbery	4	6	0	0	3
Agg. Assault	2	12	0	2	7
Part 1 Violent Crime Total	7	21	1	4	10
Burglary	4	16	2	2	7
Theft	60	184	2	25	112
Vehicle Theft	6	7	0	4	4
Arson	2	2	0	0	1
Part 1 Property Crime Total	72	209	4	31	124
Part 1 Incident Total	79	230	5	35	134

Part II Offenses Known to Law Enforcement	Squirrel Hill North	Squirrel Hill South	St. Clair	Stanton Heights	Strip District
Forgery	6	9	0	0	3
Simple Assault	15	63	3	14	38
Fraud	24	60	2	16	16
Embezzlement	0	0	0	0	1
Receiving Stolen Prop	1	1	0	0	1
Vandalism	19	38	0	10	33
Carry Weapon	1	2	1	2	0
Prostitution	0	0	0	0	0
Sex Offense	4	8	1	0	3
Drug Offense	7	5	0	1	1
Endangering Children	0	1	0	3	0
DUI	7	8	1	2	10
Liquor Laws	2	4	0	0	0
Public Drunkenness	0	5	0	0	6
Disorderly Conduct	13	32	0	1	4
Other	19	46	5	14	15
Part II Incident Total	118	282	13	63	131
Grand Total	197	512	18	98	265

Crime by Neighborhood

Annual Statistical Report

2022

Part I Offenses known to Law Enforcement	Summer Hill	Swisshelm Park	Terrace Village	Troy Hill	Upper Hill
Murder	0	0	0	0	0
Rape	0	0	1	3	2
Robbery	1	0	3	3	1
Agg. Assault	0	0	9	10	8
Part 1 Violent Crime Total	1	0	13	16	11
Burglary	1	1	7	3	3
Theft	4	3	25	31	17
Vehicle Theft	2	1	2	6	7
Arson	0	0	2	0	2
Part 1 Property Crime Total	7	5	36	40	29
Part 1 Incident Total	8	5	49	56	40

Part II Offenses Known to Law Enforcement	Summer Hill	Swisshelm Park	Terrace Village	Troy Hill	Upper Hill
Forgery	1	0	0	0	0
Simple Assault	2	3	27	24	26
Fraud	5	11	6	16	12
Embezzlement	0	0	0	0	0
Receiving Stolen Prop	0	0	0	0	1
Vandalism	3	3	13	14	17
Carry Weapon	1	0	7	2	6
Prostitution	0	0	0	0	0
Sex Offense	0	0	2	2	3
Drug Offense	0	1	2	4	0
Endangering Children	0	0	1	1	0
DUI	2	0	0	1	1
Liquor Laws	0	0	0	0	0
Public Drunkenness	0	0	1	2	3
Disorderly Conduct	0	0	5	6	2
Other	3	1	13	22	20
Part II Incident Total	17	19	77	94	91
Grand Total	25	24	126	150	131

Crime by Neighborhood

Annual Statistical Report

2022

Part I Offenses known to Law Enforcement	Upper Lawrenceville	West End	West Oakland	Westwood	Windgap
Murder	0	0	0	1	0
Rape	0	1	2	0	0
Robbery	1	1	0	2	2
Agg. Assault	2	1	3	1	0
Part 1 Violent Crime Total	3	3	5	4	2
Burglary	6	0	4	3	2
Theft	33	8	21	29	13
Vehicle Theft	5	0	4	2	0
Arson	1	0	0	0	0
Part 1 Property Crime Total	45	8	29	34	15
Part 1 Incident Total	48	11	34	38	17

Part II Offenses Known to Law Enforcement	Upper Lawrenceville	West End	West Oakland	Westwood	Windgap
Forgery	0	2	0	0	0
Simple Assault	26	8	20	14	9
Fraud	14	3	13	14	15
Embezzlement	0	1	0	0	0
Receiving Stolen Prop	0	0	0	1	0
Vandalism	22	3	13	11	0
Carry Weapon	1	4	0	2	14
Prostitution	0	0	0	0	0
Sex Offense	1	1	1	2	0
Drug Offense	2	6	1	4	1
Endangering Children	0	0	2	0	1
DUI	0	11	1	2	0
Liquor Laws	0	0	0	0	0
Public Drunkenness	0	1	1	0	0
Disorderly Conduct	0	2	3	4	1
Other	5	10	15	16	7
Part II Incident Total	71	52	70	70	48
Grand Total	111	67	102	92	59

Crime by Neighborhood

Annual Statistical Report

2022

Part I Offenses known to Law Enforcement	Outside the City/Other	Grand Total
Murder	0	71
Rape	4	103
Robbery	0	498
Agg. Assault	4	830
Part 1 Violent Crime Total	8	1,502
Burglary	0	793
Theft	7	5,736
Vehicle Theft	0	702
Arson	0	77
Part 1 Property Crime Total	7	7,308
Part 1 Incident Total	15	8,810

Part II Offenses Known to Law Enforcement	Outside the City/Other	Grand Total
Forgery	2	186
Simple Assault	12	3,695
Fraud	15	1,454
Embezzlement	0	20
Receiving Stolen Prop	20	169
Vandalism	1	1,996
Carry Weapon	8	622
Prostitution	1	22
Sex Offense	6	200
Drug Offense	7	508
Endangering Children	1	75
DUI	1	382
Liquor Laws	0	39
Public Drunkenness	0	252
Disorderly Conduct	2	663
Other	6	2,206
Part II Incident Total	82	12,489
Grand Total	97	21,299



Domestic Violence Unit Annual Report 2022

The data outlined in this report reflects figures from the Pittsburgh Bureau of Police Domestic Violence Unit (PBP DVU) case log, which is compiled of reported incidents. These cases were juxtaposed with Intimate Partner Violence calls for service (IPV CFS) that were received by the Allegheny County Emergency Operations Center (EOC) for Pittsburgh Police response. In 2022, **1,552 Intimate Partner Violence incidents** were reported to have occurred in City of Pittsburgh jurisdiction.

The data evidenced in this report reflects Domestic Violence incidents that involve intimate partners only. Intimate Partner Violence (IPV) describes harmful acts that could include physical, emotional, financial, psychological, or sexual behaviors that occur between heterosexual or same-sex couples. In order to account for multi-victimization, where a victim experiences more than one IPV incident throughout the year, this report reflects the total number of individual Intimate Partner Violence *incidents* that occurred in 2022. In serving to treat each incident independent from one another, a more accurate picture of criminal activity and police response is evidenced. Several victims may have experienced polyvictimization, where a victim experiences multiple types of victimization during an incident. However, as this report focuses on Intimate Partner Violence, polyvictimization may not be readily evidenced.

Intimate Partner Violence incidents were determined by responding Pittsburgh Bureau of Police Officers using departmental policy, training and experience, and the guidelines offered in the Maryland Lethality Assessment Protocol (LAP). The LAP is an identification tool used to determine which victims of Intimate Partner Violence are at the greatest risk of being seriously injured or killed by their intimate partners. The Domestic Violence Unit is referred every case in which a Lethality Assessment screen was completed, either by the victim or by the responding officer.

Due to the complexity of Domestic Violence cases, it is possible that the data below includes calls that extend beyond Intimate Partner Violence.

Prepared by
Domestic Violence Crime Analyst Erin Frank

Analytic Findings

- In 2022, **1,552 total Intimate Partner Violence** incidents occurred in the City of Pittsburgh jurisdiction. The total number of incidents were calculated from the total number of Lethality Assessment Protocol (LAP) screenings conducted during the year *(Table 1)*.
 - During this year, PBP officers served **32 Protection from Abuse Orders (PFA) (0.02%)** in which an LAP was simultaneously completed *(Table 1)*.
- Zone 5 experienced the greatest number of Intimate Partner Violence calls (**423 calls, 27%**) *(Figure 1)*.
 - Zone 4 experienced the lowest number of Intimate Partner Violence calls (**138 calls, 9%**) *(Figure 1)*.
- Majority of IPV calls occurred during the nightshift (**457 calls, 29%**) *(Figure 2)*.
- Majority of Intimate Partner Violence Incidents occurred on Sundays (**280 calls, 18%**) *(Figure 3)*.
- Of the **1,552 Intimate Partner Violence incidents** that occurred during 2022, **758 (49%)** resulted in a subsequent arrest on-scene of the incident *(Figure 4)*.
 - Zone 3 had the greatest number of on-scene IPV arrests with **201 total arrests (13%)** *(Figure 5)*.
 - **432 total actors (28%)** were subsequently arrested following the execution of a warrant from an Intimate Partner Violence incident *(Figure 4)*.
- **7 Pittsburgh Bureau of Police Officers** were injured during a response to an IPV Incident this year *(Table 5)*.
- Majority of Lethality Assessment Protocol (LAP) Screenings were conducted on-scene of an incident (**1,152 LAPs, 72%**) *(Figure 6)*.
 - The Domestic Violence Unit conducted **16 LAPs** after the initial incidents occurred *(Figure 6)*.
 - **319 victims (20%)** declined to take part in the Lethality Assessment Protocol after an Intimate Partner Violence incident occurred *(Figure 6)*.
- Majority of victims who took part in the Lethality Assessment Protocol screened in as High Danger (**926 High Danger Screens, 60%**) *(Table 7)*.
- The Domestic Violence Unit completed approximately **2,619 follow-up phone calls** to victims *(Table 8)*.

**Note:* All percentages in this report are rounded up to next whole number. This was calculated using the hundredth place of a calculated decimal. Percentages less than 10 were calculated using the thousandth place of a calculated decimal.



TABLE 1
Total Number of IPV Incidents by Month and PBP Zone

	Zone 1	Zone 2	Zone 3	Zone 4	Zone 5	Zone 6	OSC	Total
January	22	13	26	13	33	25	1	133 (8%)
February	13	16	29	11	38	16	1	124 (8%)
March	21	19	35	10	46	16	0	147 (9%)
April	24	14	34	9	47	19	0	147 (9%)
May	21	22	15	17	43	14	0	132 (8%)
June	13	20	38	18	34	12	0	135 (8%)
July	23	12	22	14	39	16	2	128 (8%)
August	17	22	24	8	27	12	0	110 (7%)
September	15	14	24	8	30	18	0	109 (7%)
October	27	15	23	6	37	17	0	125 (8%)
November	21	15	36	11	20	17	0	120 (8%)
December	32	14	32	12	28	20	0	138 (9%)
Homicide	0	1	1	1	1	0	0	4 (0.003%)
Total	249 (16%)	197 (13%)	339 (22%)	138 (9%)	423 (27%)	202 (13%)	4 (0.003%)	1552
PFA Service	14	3	4	1	8	2	0	32 (0.02%)
Incidents that Occurred Prior to 2022	1	0	0	2	3	0	0	6 (0.004%)
Family Relationships/Not IPV	1	0	1	3	2	1	0	8 (0.005%)
Total	265 (17%)	200 (13%)	344 (22%)	144 (9%)	436 (27%)	205 (13%)	4 (0.003%)	1598

Note: OSC refers to incidents that occurred outside the Pittsburgh city limits. These incidents were investigated by the Domestic Violence Unit and were discovered to have occurred outside the city during further investigation. They are included in subsequent statistics as these incidents involved a PBP officer response and investigation by the DVU Unit.

Note 2: Several Protection from Abuse Orders (PFA) were served by PBP Officers who also completed a corresponding LAP. These instances of PFA Service were not directly correlated with an active IPV Incident but may have followed an IPV incident, potentially generating an additional case number on an established victim already working with the DVU. As the act of PFA Service does not denote a current instance of criminal activity where both the victim and actor are on scene, these statistics are only noted in subsequent graphs accordingly. Per PBP Policy, the plaintiff listed in the PFA Service, where an LAP was completed, was followed up with by a DVU Detective to ensure safety of persons involved.

Note 3: In 2022, the Domestic Violence Unit investigated 5 cases that occurred prior to January 1st, 2022 but were reported at some point in 2022. These cases may have been delayed in reporting or further investigation led them to be assigned to the Domestic Violence Unit. These incidents are not included in subsequent statistics, unless otherwise noted, in order to ensure accuracy for 2022 statistics.

Note 4: In 2022, there were 8 incidents where an LAP was completed after a call for service where the incident did not meet the requirements of Intimate Partner Violence, as outlined in the Lethality Assessment Protocol (LAP). These incidents are labeled as Family Relationships/Not IPV in the above graph, as well as subsequent graphs. These 8 calls for service were not included in the overall statistics of the Domestic Violence Unit.

TABLE 2
2019-2022 Annual IPV Comparison

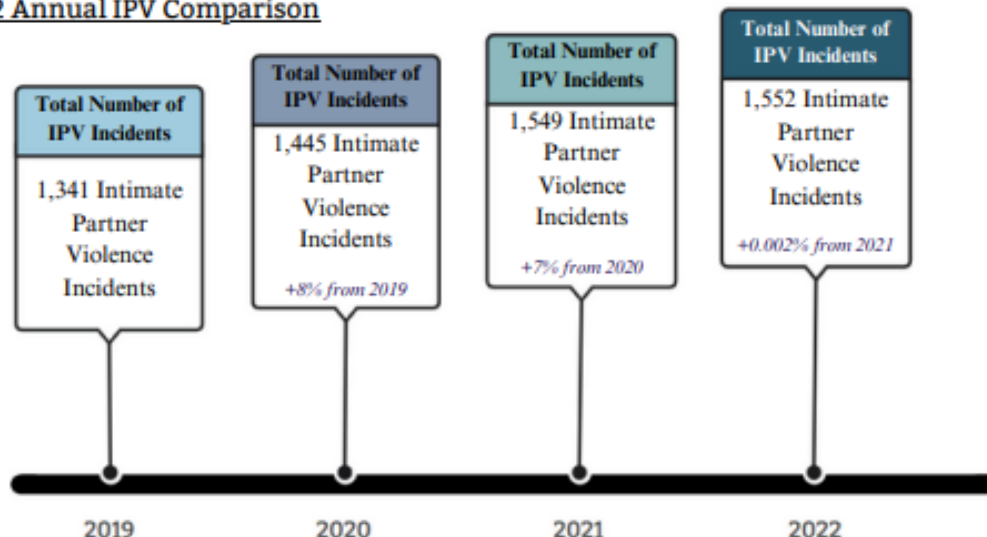


FIGURE 1
Total Number of Intimate Partner Violence Calls for Service per PBP Zone

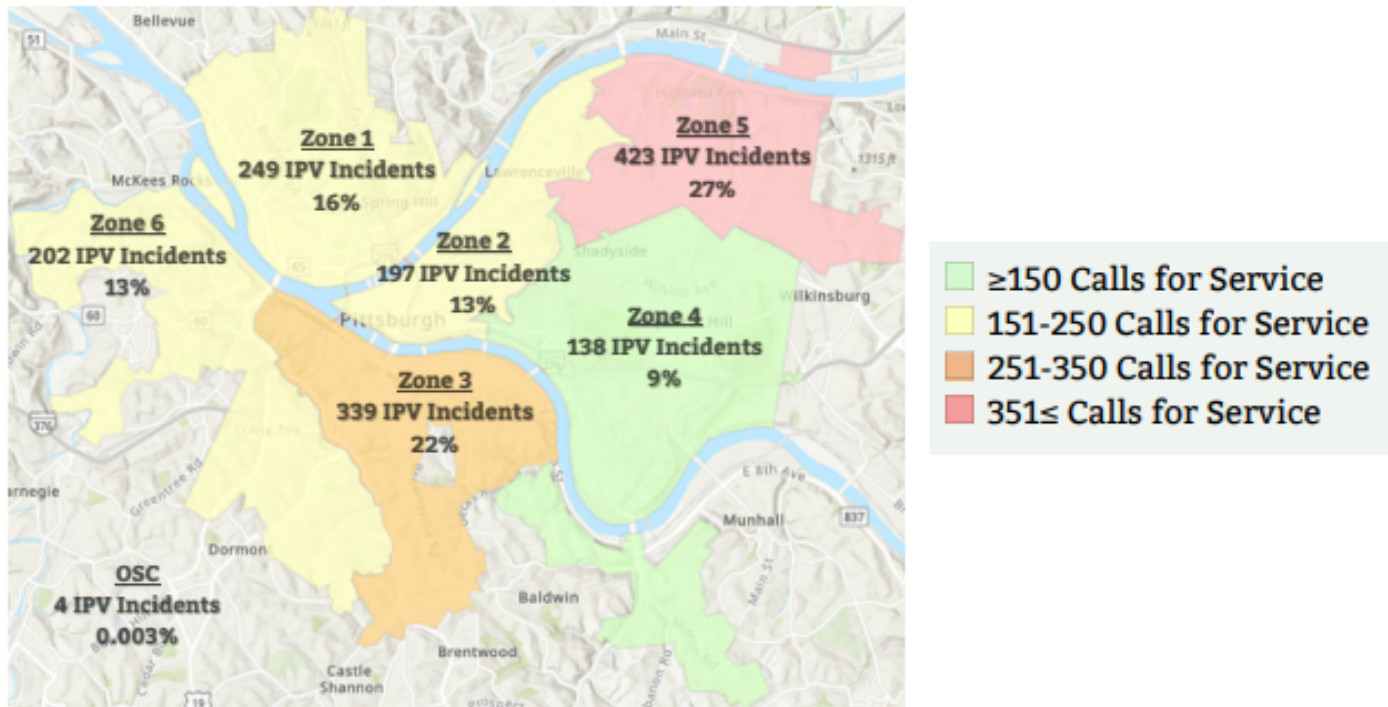


TABLE 3
Type of Weapon Involved in an Intimate Partner Violence incident

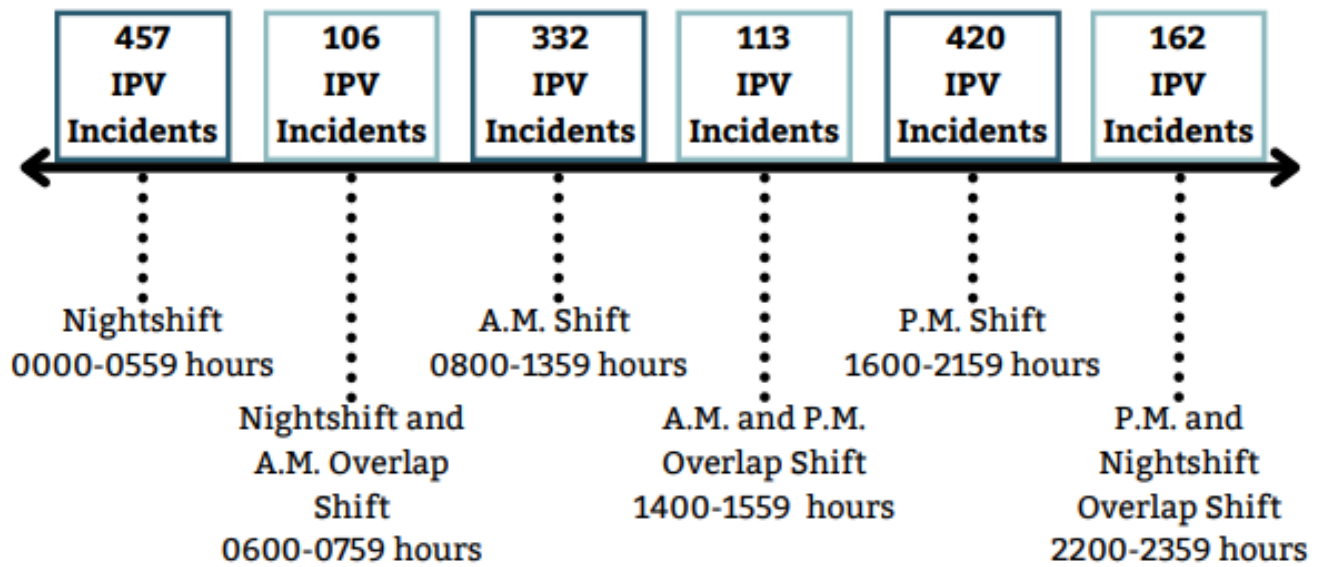
Type of Weapon	Total Number of Incidents
Involved Firearm Only	58
Involved Knife or Bladed Object Only	35
Involved Privately Owned Vehicle (POV)	13
Involved Object Used as a Weapon	65
Involved Burns or Arson	5
Involved Property Damage	24
Involved Strangulation	216
Involved Strangulation and Firearm or Knife	15
Involved Strangulation and Arson	1
Involved Strangulation and Rape or Sexual Assault	1
Involved Drug Injection	1
Involved Hands Only	592
Involved Hands and Firearm or Knife	22
Involved Hands and Other Object	25
Involved Hands and Other Body Part	40
PFA or ICC Violation	43
Involved Kidnapping or False Imprisonment	2
Involved Kidnapping or False Imprisonment with a Firearm	1
Involved Stalking or Repeated Harassment	9
Involved Rape or Sexual Assault	9
Threatening Text Messages or Voicemails	51
Verbal Threats	77
Unknown Object	2
None Listed	245

Note: Where 'object' may include any object that is not a firearm, knife, vehicle, or part of the human body. Object describes any material that may be used in a weaponized manner.

Note 2: Multiple incidents involved the presence of several weapons, which would have allowed for placement in multiple categories. For accuracy, the weapon considered to be most life-threatening determined which category the incident was listed under, unless otherwise noted.

FIGURE 2

Total Number of Intimate Partner Violence Calls for Service per Shift



Note: Figure 2 analyzes the working Pittsburgh Bureau of Police shift in which each Intimate Partner Violence incident was reported. Due to delayed reporting, or other circumstances, it is likely that some incidents were reported on a different shift than they initially occurred.

Note 2: Police Officers with the Pittsburgh Bureau of Police worked regular 10 hour shifts, 4 days a week. Every shift had two overlapping working hours with the previous and oncoming shift. For accuracy, Figure 2 outlines each working shift, as well as the hours where two shifts overlap with each other.

Note 3: Calls for Service that occurred in 2021 or prior were included in this graphic as they required a zone officer response in 2022. Calls for Service that required PFA Service were also included as PFA Service often indicates that an active or recent Intimate Partner Violence incident has occurred. Calls for Service that were labeled as *Family Relationships/Not IPV* were not included.

FIGURE 3

Total Number of Intimate Partner Violence Incidents per Day of the Week

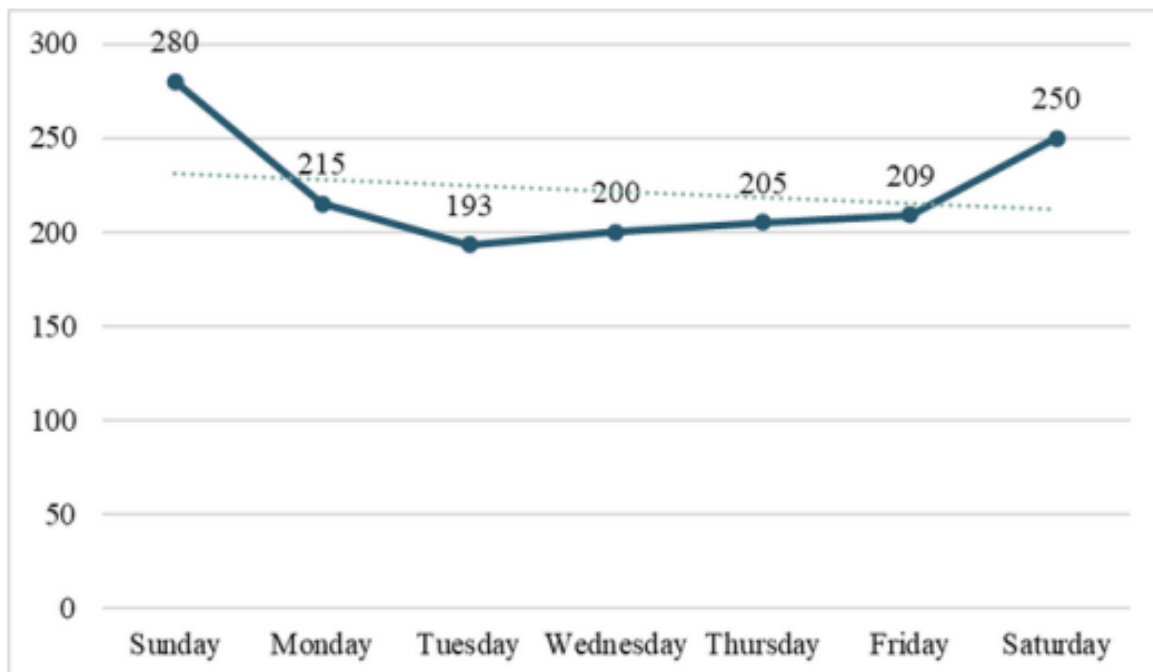


TABLE 4
Offense/Incident Title for Intimate Partner Violence Incidents

Offense/Incident Title and Section Number	Total Number of Incidents
2501: Criminal Homicide	4
2606: Aggravated Assault on Unborn Child	1
2701: Simple Assault	622
2702: Aggravated Assault	88
2705: Recklessly Endangering Another Person	34
2706: Terroristic Threats	76
2707: Propulsion of Missiles	1
2709: Stalking	101
2718: Strangulation	230
2901: Kidnapping	1
2902: Unlawful Restraint	16
2903: False Imprisonment	12
3121: Rape	6
3124: Sexual Assault	3
3126: Indecent Assault	1
3131: Unlawful Dissemination of Intimate Image	1
3301: Arson	1
3304: Criminal Mischief	20
3502: Burglary	43
3503: Criminal Trespass	26
3701: Robbery	28
3702: Robbery of Motor Vehicle	2
3732: Aggravated Assault by Vehicle	1
3921: Theft by Unlawful Taking	11
3928: Unauthorized Use of Automobile and Other Vehicles	4
4304: Endangering Welfare of Children	6
5104: Resisting Arrest	3
5503: Disorderly Conduct- Engage in Fighting	5
5506: Loitering and Prowling at Night	3
607.03: Discharging Firearm or Air gun	2
6105: Persons not to Possess, Use, Manufacture, Control, Sell, or Transfer Firearms	5
6106: Firearms not to be Carried without a License	5
8106: Shots Fired	1
9012: Non-Violent Domestic	68
907: Possessing Instruments of Crime	2
9093: PFA Violation	86
9123: Miscellaneous Fire Other Investigation to Continue	2
9129: Miscellaneous Investigation	7
9501: Bench Warrant	3
9993: PFA Service with Weapons Supplement	10
9994: PFA Services	22
9999: Unknown	21

Note: The above chart reflects only the most serious Offense Title listed for the initial incident in accordance with Uniform Crime Reporting (UCR). Several incidents had no incident-related arrests or charges, while several actors were charged with multiple criminal charges. The Offense Titles listed above do not reflect a conviction on the actor. Accounting for case rulings through the court system, and other extenuating circumstances, UCR charges are subject to change over time.

Note 2: Calls for service that required PFA Service are included in the above table. These 32 calls for service each have a listed Offense Title and can be found under **9993: PFA Service with Weapons Supplement** and **9994: PFA Services**.

The graphs below outline the total number of Intimate Partner Violence Arrests that were made during the year of this report. These figures are most accurate at the time this report has been compiled and they are subject to change after the listed publication date. On-View arrests refer to arrests made while officers were still working the active incident. The arrest may have been made at a location different than where the incident scene was located.

FIGURE 4
Total Number of Intimate Partner Violence Incident Arrests

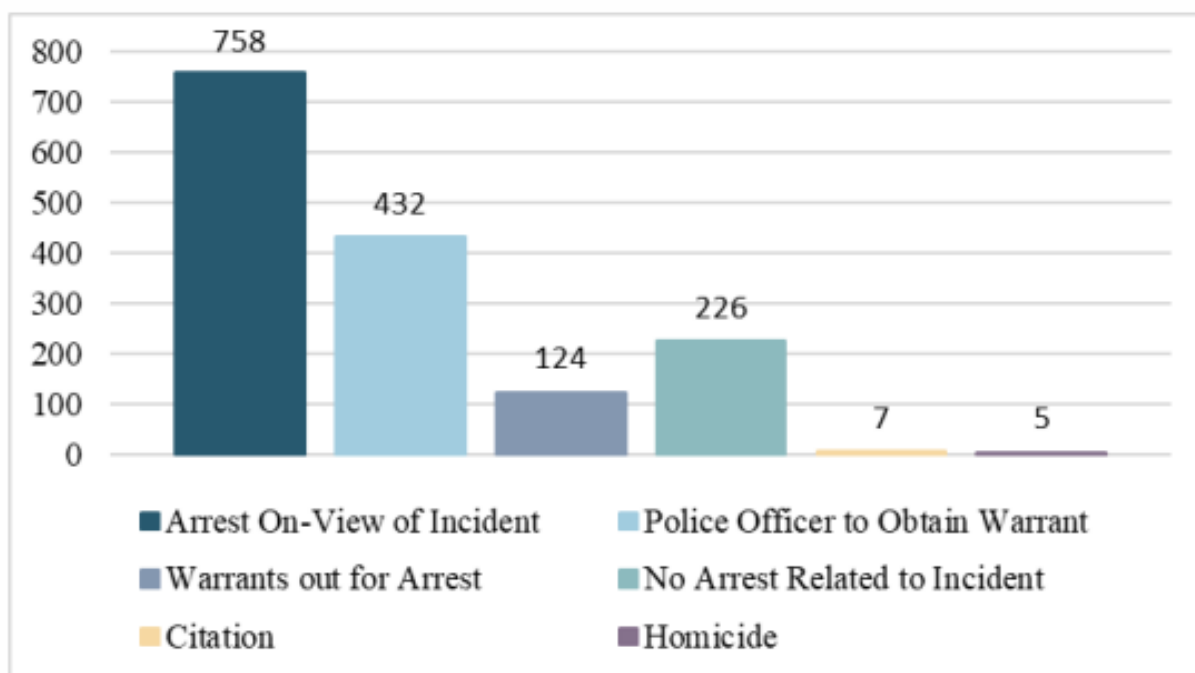
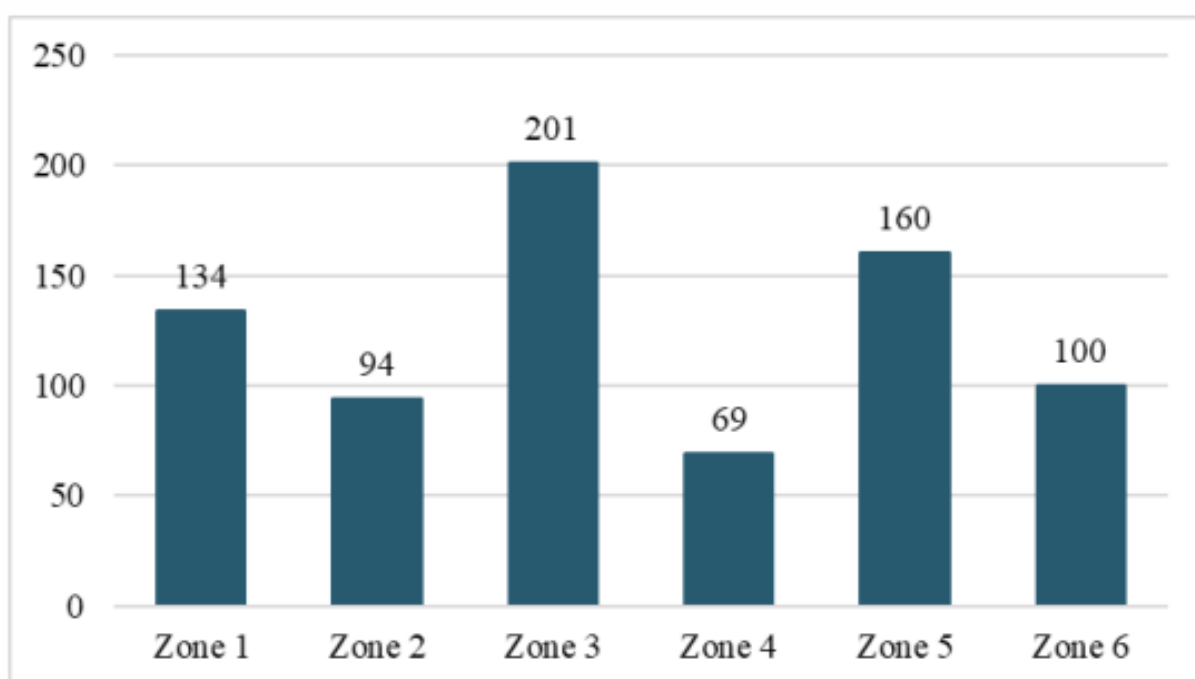


FIGURE 5
Total Number of Intimate Partner Violence Incident On-View Arrests per Zone



Note: Homicide investigations are assigned to the Pittsburgh Bureau of Police's Violent Crime Unit (VCU). DVU Detectives support, but do not investigate, cases of Homicide. Due to ongoing investigations, Intimate Partner Violence Homicide arrests are subject to change through the course of a VCU investigation.

TABLE 5
Officer Safety Statistics during Intimate Partner Violence Response

<i>Officer Safety Incidents</i>	Total Number of Incidents
Firearm Involvement During an Intimate Partner Violence Incident	
Firearm Seized (Not Reported Stolen)	26
Firearm Stolen	6
Firearm Found	3
Firearm Recovered	10
Firearm Seized (Reported Stolen)	2
Total	47
Type of Subject Resistance	
Active Resistance by Subject	31
Non-Physical Force Utilized by PBP Officer to Effect Arrest	18
Total	49
Use of Force on Resisting Subject	
Physical Force Utilized	18
Taser Utilized	2
Firearm Aimed at Subject (Not Discharged)	17
Taser and Firearm Aimed (Not Discharged)	1
Taser and Physical Force Utilized	2
Hails from Responding Utilized Officer	7
Pursuit	2
Total	49
Type of Injury Received by Subject During a Police Encounter	
Actor Injury that Resulted from a Police Encounter	6
Actor Injury that Resulted Prior to a Police Encounter	2
Self-Inflicted Injury from Actor	1
Actor Suicide	1
Total	10
Type of Subject-Initiated Pursuit	
Foot Pursuit	4
Vehicle Pursuit	1
Total	5
Injuries Incurred by PBP Officers During Response to an Intimate Partner Violence Incident	
Number of PBP Officers Injured During Incident	7
Number of Incidents where a PBP Officer was Injured	4

Note: Use of the term 'Subject' is utilized in the above graphs as the statistics are not limited to IPV Actors. Victim or third-party subjects on scene may have engaged in one of the categories above.

Note 2: Non-Physical Force Utilized by PBP Officer to Effect Arrest refers to PBP Officers that took precautionary methods when interacting with an IPV subject, even though the subject may not have been actively resisting. These actions have fallen under PBP Policy that required a Use of Force form to be completed.

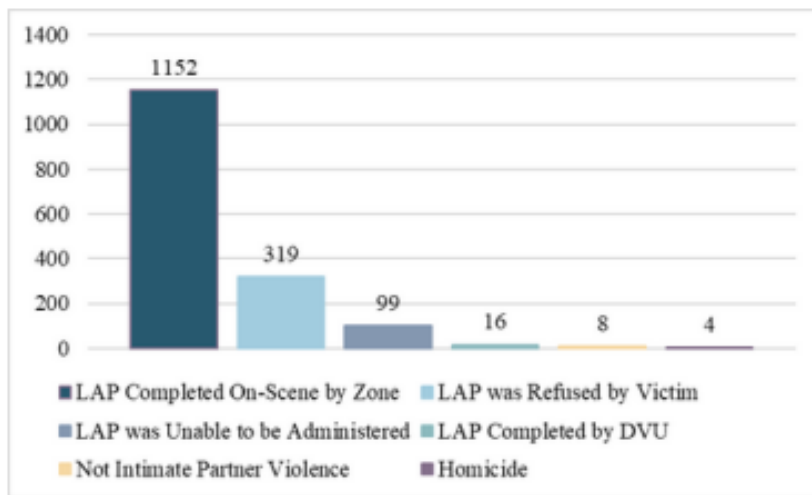
2022 Intimate Partner Violence Incidents: Victim Profile

FIGURE 6

Lethality Assessment Protocol Screenings Conducted with Victim

The Maryland Lethality Assessment Protocol (LAP) is an identification tool used to determine which victims of Intimate Partner Violence are at the greatest risk of being seriously injured or killed by their intimate partners. Utilizing a series of questions answered during victim interviews, first responders are able to make a determination on the level of danger a victim of Intimate Partner Violence is currently experiencing.

The LAP is used to determine lethality levels only in cases of Intimate Partner Violence and is not used in cases where the victim and actor's relationship is familial or non-intimate partner.



Note: LAP was Unable to be Administered refers to victims who were unable to be contacted by DVU Detectives or PBP officers in order for the LAP to be administered. Several investigations remain ongoing and the status of contact with a victim is likely to change after the publication of this report.

Note 2: An LAP is unable to be completed in instances of homicide.

Note 3: All LAPs assigned to the DVU in 2022 were included in the above graph, including PFA Service with LAP completion and IPV incidents that occurred prior to, but were reported in, 2022.

FIGURE 7

Gender of the Victim

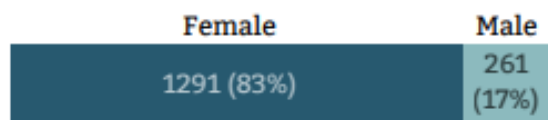


FIGURE 8

Number of Reported Injuries

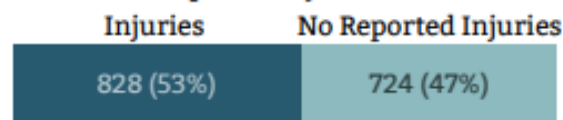


TABLE 6

Age of Victim	Total
≥18 years of age	29
19-29 years of age	648
30-39 years of age	502
40-49 years of age	211
50-59 years of age	115
60≤ years of age	34
Unknown	13

TABLE 7

Lethality Assessment Protocol (LAP) Screen Referral Score	Total
High Danger	936
Non-High Danger	287
High Danger- PO Belief	200
Victim Declined/Refused	135
Unable to Contact to Administer	28
Homicide	4
Unable to Score: Not Intimate Partner Violence	8

TABLE 8

Total Number of Phone Calls and Home Visits Completed	
One Follow-Up Phone Call	992
Two Follow-Up Phone Calls	222
Three Follow-Up Phone Calls	305
Four or More Follow-Up Phone Calls	67
Homicide	4
Total Number of Follow-Up Phone Calls	2,619
Total Number of Home Visits	53

Note: Home Visits are conducted by DVU detectives as a result of being unable to contact a victim in a timely manner. In certain cases, Home Visits may also be completed as a response to concern for a victim's immediate safety. Home Visits serve to ensure a victim's safety and provide the victim with safety resources.

Note 2: Follow-Up Calls are not completed in incidents of Homicide.

Note 3: PFA Service and incidents that occurred prior to 2022 but were reported in 2022 were included in this table, as the victims in these cases received support from the Domestic Violence Unit.

2022 Intimate Partner Violence Incidents: Actor Profile

TABLE 9
PFA Service by Zone and Shift where an LAP was Completed

	Nightshift 0000-0559 hours	Nightshift and A.M. Overlap Shift 0600-0759 hours	A.M. Shift 0800-1359 hours	A.M. and P.M. Overlap Shift 1400-1559 hours	P.M. Shift 1600-2159 hours	P.M. and Nightshift Overlap Shift 2200-2359 hours	Total
Zone 1	6	0	0	1	1	6	14
Zone 2	0	0	1	1	0	1	3
Zone 3	0	0	1	1	1	0	4
Zone 4	0	0	1	0	0	0	1
Zone 5	0	0	1	1	2	1	8
Zone 6	0	0	0	1	1	0	2
Total	6	0	5	6	6	9	32

PFA Service
PFA Service with Weapons Relinquishment

Note: PFA Service and PFA Service with Weapons Relinquishments are determined by a court order and are served in accordance with Pennsylvania law. The above table outlines only PFA Service for an IPV case where an LAP was also completed for victim safety. Table 9 does not outline PFA service for Non-Intimate Partner Violence incidents or PFA service where an LAP was not completed.

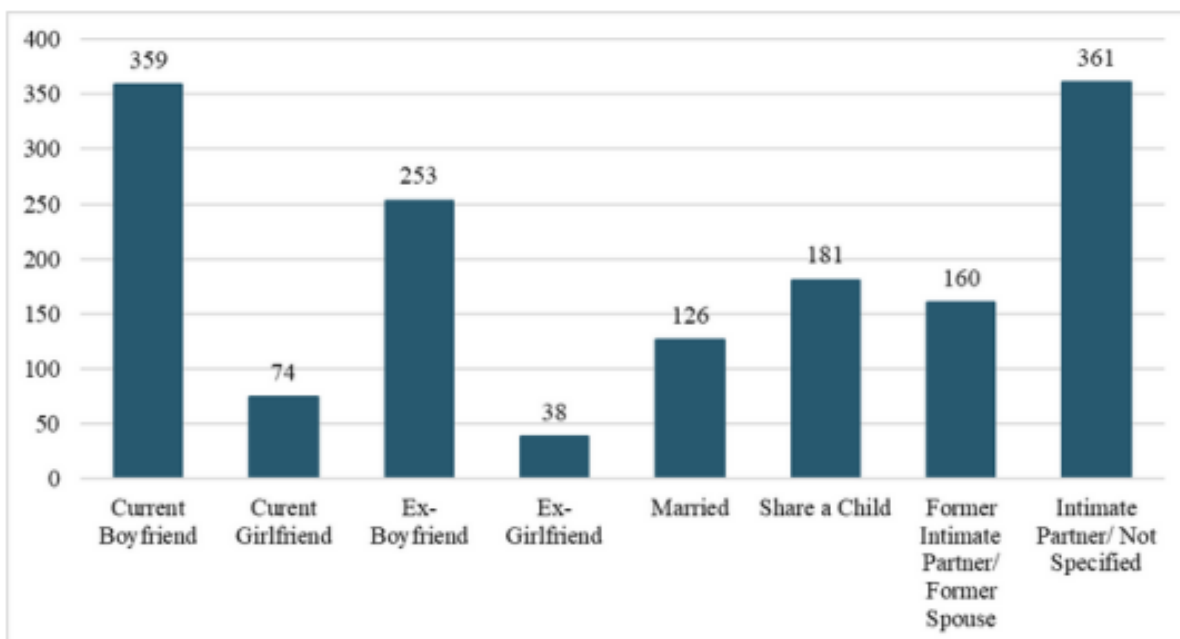
FIGURE 9
Gender of the Actor

Male	Female
1265 (82%)	287 (18%)

TABLE 10

Age of Actor	Total
≥18 years of age	21
19-29 years of age	550
30-39 years of age	551
40-49 years of age	232
50-59 years of age	127
60≤ years of age	47
Unknown	24

FIGURE 10
Actor-Victim Relationship



Acknowledgements

Deputy Chief Thomas Stangrecki

Crime Analysis Unit

Dr. Heath C. Johnson, Crime Analysis Coordinator

Hannah Geczi, Crime Analyst

Meera Martin, Crime Analyst

Brittany Urban

Daniel Andrus

Erin Frank, Domestic Violence Crime Analyst

Garrett Jeanes, Gun Violence Crime Analyst

Cara Cruz, Public Information Officer

Tricia Adamczyk, Social Media Specialist

Ru Giffen-Bradly, Administrative Specialist

Nora Bolla, Administrative Specialist

Therea Cummings, Administrative Specialist

Margaret Vitale, Paralegal & Claims Administrator,

City of Pittsburgh Department of Law