



2023 STATISTICAL REPORT

**CITY OF PITTSBURGH
DEPARTMENT OF PUBLIC SAFETY
BUREAU OF POLICE**



**ED GAINEY, MAYOR
LEE SCHMIDT, PUBLIC SAFETY DIRECTOR
LARRY SCIROTTO, CHIEF OF POLICE**

A MESSAGE FROM THE CHIEF OF POLICE

Annual Statistical Report

2023

CHIEF'S MESSAGE



Greetings to the Pittsburgh Community and the Esteemed Members of the Pittsburgh Bureau of Police,

It is with great pleasure and excitement that I introduce the inaugural edition of the Pittsburgh Bureau of Police Community Newsletter. This publication marks a significant milestone in our ongoing efforts to foster transparency, communication, and collaboration within our community and department.

At the heart of our mission lies the belief that effective policing is not just about enforcing the law, but about building strong partnerships and trust with the communities we serve. Throughout this newsletter, you will find stories highlighting the invaluable partnerships between our officers and community members that have played a pivotal role in enhancing public safety and quality of life in Pittsburgh.

We renew our commitment to community engagement and partnerships. We believe that by working together with residents, businesses, and community organizations, we can address crime and quality of life issues more effectively. From neighborhood watch programs to community events and outreach initiatives, our officers are actively involved in building bridges and strengthening relationships with the community.

For these relationships to grow we must ensure the well-being of our officers is paramount. We recognize the challenges and stressors that come with law enforcement, and we are dedicated to supporting the physical, mental, and emotional health of our personnel. In this newsletter, you will find resources and programs aimed at promoting officer wellness and resilience, ensuring that our officers are equipped to serve with professionalism and compassion.

Ensuring a high quality of life for all residents is a top priority for the Pittsburgh Bureau of Police. From addressing nuisance properties and quality of life offenses to supporting homeless outreach programs and mental health initiatives, we are committed to enhancing the overall well-being of our community. In this newsletter, you will find stories showcasing our efforts to improve quality of life and address the root causes of crime and disorder.

No community should become immune to gun violence, nor ignore the emotional toll it has on us all. Gun violence remains a pressing issue in our city, and we are committed to taking proactive measures to address it. Through targeted enforcement, community partnerships, and innovative strategies, we are working tirelessly to reduce gun violence and keep our communities safe. In this newsletter, you will learn about our efforts to combat illegal firearms trafficking, engage with at-risk youth, and support victims of gun violence.

As we reflect on the past year and look ahead to the future, I am filled with gratitude for the dedication and professionalism of our officers and the support of our community partners. Together, we have made significant strides in advancing public safety, promoting community trust, and building a stronger, more resilient Pittsburgh.

I encourage you to explore this newsletter, celebrate our successes, and join us in our ongoing efforts to create a safer, more vibrant city for all. Thank you for your continued partnership and support.

Sincerely,

Larry Sciroto
Chief of Police
Pittsburgh Bureau of Police

Disclaimer

Annual Statistical Report

2023

In November 2023, the Pittsburgh Bureau of Police transitioned to a new Records Management System (RMS). Accompanying this change in RMS, the PBP also changed reporting standards, from Unified Crime Reporting (UCR) to the National Incident Based Reporting System (NIBRS). While there was no interruption in Police service during this time, there were disruptions in the bureau's reporting. NIBRS is an incident-based reporting system used by law enforcement agencies in the United States for collecting and reporting data on crimes. Local, state and federal agencies generate NIBRS data from their records management systems. This change brings PBP's reporting standards in-line with national standards and provides additional specificity in terms of how crimes are categorized. However, NIBRS & UCR differ in many ways and cannot be compared to each other. NIBRS counts each offense in a singular incident, while UCR would only count the 'highest' level charge per incident. For example, if an incident occurred in which a house was burglarized and vandalized, UCR would count that as one Burglary incident, as it is the more serious of the two violations; NIBRS counts both the burglary and vandalism, despite them occurring during the same incident.

NIBRS also categorizes crime types in different ways and provides more specificity in terms of the offenses being described. For these reasons, comparisons over time, are unhelpful in determining changes or trends over time between the two reporting standards.

For the purposes of year-end reporting, both UCR coded crime data is provided for the first ten months of 2023, supplemented by NIBRS coded crime data, once it became available. Since this transition occurred in November 2023, our UCR reporting was valid through the end of October 2023. Thereafter, all incident data was coded in NIBRS. Both are represented here, though there is a gap in reporting between Nov. 1 & Nov 13, in which UCR was used, though never finalized. NIBRS coding, listed here at the neighborhood level covers the period from November 14 through the end of December 2023. An asterisk on a page or date indicate data that from prior to the transition that did not have existing proxies in the new data at the time of reporting.

Definitions of NIBRS offenses can be found in the FBI's NIBRS manual: <https://le.fbi.gov/file-repository/nibrs-user-manual.pdf/view/>

In this document NIBRS coded Sex Offenses have been combined into one offense category for ease of tracking, combining the NIBRS offenses of Rape, Sodomy, Sexual Assault with an Object, Fondling, and Statutory Rape.

For more information on NIBRS see the PBP Press Release: <https://pittsburghpa.gov/press-releases/press-releases.html?id=6269#:~:text=NIBRS%20is%20the%20law%20enforcement,discontinued%20on%20January%201%2C%202021>

TABLE OF CONTENTS

Annual Statistical Report

2023

2	A Message from Chief
3	Disclaimer
4	Table of Contents
5	Biography of Chief
6	Mission and Values
7	Social Media
8	Certification of Compliance
11	Bureau Accreditation
13	Organization of the Bureau
14	Distribution of Personnel and Recruits by Rank, Gender, and Race
15	Officer Worker's Compensation, Disability Leave, Military Leave, Retirements, Resignations, & Terminations
16	Officer Disciplinary Actions
17	Police Bureau Litigations January 1- December 31, 2022
35	Selection & Hiring Standards
38	Operations Branch Zone Summary
40	911 Calls for Service
42	Arrests
44	Traffic Stops
45	Frisk Search
47	Police Pursuits
48	Field Contact / Warrantless Search and Seizure
50	Subject Resistance / Use-of-Force
56	Homicide Analysis
58	Non-Fatal Shootings Analysis
60	Domestic Violence Unit
69	Crime by Neighborhood (UCR)
88	Crime by Neighborhood (NIBRS)
97	Acknowledgements

BIOGRAPHY OF CHIEF LARRY SCIROTTO

Annual Statistical Report

2023

Biography

Chief Larry Sciroto is an accomplished and highly dedicated police executive with 15 years of management and executive leadership at the Pittsburgh Bureau of Police. Chief Sciroto holds the distinction of being the youngest Assistant Chief in the department's history, serving the city of Pittsburgh for 23 years. He was born as the first of two children in a multicultural family and was raised in public housing in suburban Pittsburgh, Pennsylvania. Chief Sciroto attended both public and Catholic schools, where he excelled as an athlete, eventually graduating from high school in 1991.

Chief Sciroto is responsible for the overall command of 900 sworn officers and 130 civilian employees, serving a population of 300,000 residents. During his 23-year career, Chief Sciroto advanced rapidly through various ranks, starting as a Police Officer, progressing to Detective, Investigation & Patrol Sergeant, Lieutenant, and finally assuming the role of Zone Commander. He handled patrol, investigative, and administrative responsibilities throughout the city.

As the Commander of Major Crime, Chief Sciroto spearheaded the implementation of a Group Violence Intervention Strategy aimed at reducing and solving violent crimes. This strategy heavily relied on the collaboration of community partners, social services, and outreach providers, with the goal of mitigating the impact of violent crime in communities and offering group participants and potential offenders alternative solutions through a collaborative process. These efforts yielded a remarkable 47% reduction in homicides over a span of five years.

Chief Sciroto also led a team tasked with developing an advanced curriculum that incorporated national best practices in the areas of the use of force, tactical decision making, and community-police relations. These training initiatives equipped officers with both theoretical knowledge and practical skills necessary to fulfill the bureau's mission while ensuring that the community was treated with dignity and respect. Key components of these training initiatives included the implementation of PERF's 30 Guiding Principles on Use of Force, Procedural Justice I, II, and III (bureau-wide), Implicit Bias Training, and the deployment of Less Lethal Weapons Platform Implementation.

Chief Sciroto holds a bachelor's degree in criminal justice from Ashworth University and is a master's candidate in Organizational Development and Leadership from Saint Joseph's University. Additionally, he is a graduate of the Northwestern University School of Police Staff and Command. Outside of his professional pursuits, Chief Sciroto is a fitness enthusiast and a collegiate basketball referee. In 2021, he had the honor of being selected as one of the referees to officiate in the men's NCAA Final Four in Indianapolis.

MISSION AND VALUES

Annual Statistical Report

2023

“We, the Pittsburgh Bureau of Police, stand ready to protect life; Serve without reservation or favor; Stand as partners with all; Helping our communities live free from fear.”

Our Values

Through our commitment to professional service to all, the Bureau of Police is a source of pride for our City and a benchmark for policing excellence.

HONOR: We are men and women of principle; we are driven to pursue the hard right versus the easy wrong.

INTEGRITY: Integrity reflects our values in action. Our actions reflect the Law Enforcement Code of Ethics; we do the right thing without exception, so that our behavior inspires and sustains the confidence of our community.

COURAGE: In valor there is hope. We are undaunted by the challenges before us, resolute in our commitment.

RESPECT: We respect the dignity and worth of all and treat citizens and colleagues alike with dignity and respect.

COMPASSION: Ours is a profession of service. Our compassion binds us to the communities we serve and inspires us to help others and promote justice.

SOCIAL MEDIA

Annual Statistical Report

2023

 [facebook.com/
PittsburghPolice/](https://facebook.com/PittsburghPolice/)

 [@pghpolicy](https://twitter.com/pghpolicy)
[@ChiefScirotto](https://twitter.com/ChiefScirotto)

 [@pghpolicy](https://www.instagram.com/pghpolicy)

 Pittsburgh Bureau of Police
December 19, 2023 · 🌐

Congratulations to the 2023 Fall Citizens Police Academy and Student Police Academy classes on their recent graduations!

The groups learned from different police subject matter experts including Computer Crime, SWAT, Firearms Training, Special Victims Unit, Training Academy instructors, Crime Analysis Unit, FBI, and more.

On graduation night, they worked in groups to build on information they learned from Major Crimes Detectives to investigate and solve a staged crime.

If you're interested in participating in upcoming Student Police Academy or Citizens Police Academy classes, please contact John Tokarski at john.tokarski@pittsburghpa.gov.



 Pittsburgh Police
@PghPolice

Twenty-four men and women from Basic Recruit class 23-01 graduated on Wednesday, March 6 during a ceremony at Community College of Allegheny County.


Congratulations to all of the new officers and welcome to the Pittsburgh Bureau of Police family!

More bit.ly/4a3QtQ6



 Pittsburgh Public Safety and 4 others



 pghpolice
Hill District (Pittsburgh)

 pghpolice · These photos were sent in from a resident in the Hill District. 📸

"Demi Coleman wants to be a police officer when she grows up, just like Officer McClain, who she sees often in the neighborhood." 📸

1,643 likes · 15 replies

View insights [Boost post](#)

👍 🗨️ 📌

Liked by [pghtransitpd](#) and 188 others
November 2, 2023

🗨️ Add a comment...

CERTIFICATION OF COMPLIANCE

Annual Statistical Report

2023

In accordance with Ordinance No. 21 (bill no. 2010-0234) signed by the Mayor on October 20, 2011, I hereby certify that the Bureau of Police has maintained all requirements as they pertain to the consent decree between the United States of America and the City of Pittsburgh (civil no. 97-0354) and the stipulated order signed by United States District Court Judge Robert J. Cindrich on September 30, 2002.

/s/

Scott E. Schubert
Chief of Police

A Summary of the 1997 Consent Decree between
The United States of America and the City of Pittsburgh
Civil # 97-0354
(with citations)

1. **The City hereby reaffirms and acknowledges its obligation to discourage activity by City law enforcement officers which deprives persons of rights, privileges, and immunities secured and protected by the Constitution of the United States. (Consent Decree paragraph 8)**
2. **Personnel Assessment and Review System (PARS):** (referred to in the Consent Decree as the early warning system). PARS shall:
 - a. Collect and maintain the following (Consent Decree paragraph 12.a.):
 - i. officer's name and badge number,
 - ii. citizen complaints,
 - iii. hit and non-hit officer involved shootings,
 - iv. commendations and other indicators of positive performance,
 - v. discipline with related file numbers,
 - vi. training reassignments,
 - vii. transfers,
 - viii. mandatory counseling,
 - ix. status of administrative appeals and/or grievances,
 - x. detailed description of all criminal investigations or possible officer misconduct,
 - xi. detailed description of all civil or administrative claims filed against the City arising from PBP operations,
 - xii. a description of all other civil claims or suits that the officer is a named party to involving allegations of untruthfulness, physical force, racial bias, or domestic violence,
 - xiii. a description of all lawsuits filed against the City, the PBP, or its officers arising from PBP operations,
 - xv. all arrests with the location of each arrest, the race of each arrestee, and the code violation(s),
 - xvi. searches and seizures as documented in the search and seizure reports,
 - xvii. use of force as documented in the use of force reports, and
 - xviii. traffic stop information documented in the reports.

CERTIFICATION OF COMPLIANCE

Annual Statistical Report

2023

- b. The written report (for 4.a.i. through 4.a.iv.) shall include the officer's name and badge number; description of incident; the specific type of use of force, search or seizure; description of any injuries and medical/hospital data; name, race and gender of all persons involved in the use of force, search or seizure; names and contact information for all witnesses; any weapons, evidence, or contraband found during the search; whether the individual involved in the use of force, search or seizure was arrested or cited, and if so, the charges; date, time, and location of the incident and search or seizure; and the signatures of the officer and his immediate supervisor (Consent Decree paragraph 15).
- c. The City shall develop and require all officers to complete a written report each time a PBP officer makes a traffic stop (Consent Decree paragraph 16):
- d. The written report (for 4.c.) shall include the officer's name and badge number; the race and gender of the individual searched or stopped; approximate time and location; whether the stop involved a frisk or pat-down search; any weapons, evidence, or contraband found during the search; and whether the individual involved was arrested or cited, and if so, the charges (Consent Decree paragraph 16).
- e. Data entered captured on the reports described above shall be entered into PARS (Consent Decree paragraph 17).

5. Supervisory Responsibility:

- a. The City shall conduct regular audits of:
 - i. Use of force by all officers (Consent Decree paragraph 18.),
 - ii. Search and seizure practices by all officers (Consent Decree paragraph 19.),
 - iii. Potential racial bias, including use of racial epithets, by all officers (Consent Decree paragraph 20.).
- b. PBP supervisors and senior supervisors shall have an affirmative obligation to act on this data with the goals of:
 - i. Preventing the use of excessive force (Consent Decree paragraph 18.),
 - ii. Preventing improper search and seizure practices by PBP officers (Consent Decree paragraph 19.),
 - iii. Eliminating actions that reflect racial bias by PBP officers (Consent Decree paragraph 20.).
- c. Each report above will be reviewed within one week by the reporting officer's chain-of-command (Consent Decree paragraphs 18-20).
- d. Quarterly Reviews (Consent Decree paragraph 21). After evaluating the most recent quarterly reports and evaluating an officer's complaint history, the City shall, at a minimum:
 - i. Require and provide appropriate remedial training, assignment to an FTO, counseling, transfer, and/or reassignment to all officers (such training, counseling, transfer, and/or reassignment shall address the type of misconduct alleged):
 - 1. who have had three (3) or more complaints containing allegations of similar types of misconduct (e.g., verbal abuse, excessive force, improper search and seizure) within the last two years, whether the complaints are sustained or not; and
 - 2. who have had five or more complaints of any kind within the last two years, whether the complaints are sustained or not.

CERTIFICATION OF COMPLIANCE

Annual Statistical Report

2023

- ii. Impose appropriate discipline on each officer against whom a complaint is sustained as soon as possible after the OMI disposition.
 - iii. Where appropriate, remedial training, counseling, transfer, or reassignment shall be required of each officer where a complaint is disposed of by a disposition other than sustained.
- e. Annual Performance Evaluations: The PBP shall require annual performance evaluations of all officers, supervisors, and senior supervisors. The performance evaluation shall be in writing and shall fully explain the weight and substance of all factors used to evaluate an officer (Consent Decree paragraphs 23 and 24). At a minimum:
 - i. Supervisors and senior supervisors shall be evaluated on their ability to monitor, deter, and appropriately address misconduct by officers they supervise; and
 - ii. The PBP shall evaluate each officer on the basis of his or her complaint history, focusing on patterns of misconduct.
 - iii. In addition to the Civil Service guidelines, the performance evaluations shall be considered as one of the factors in making promotions.
- f. Employee Assistance Program: The City shall continue to provide an employee assistance program ("EAP") (Consent Decree paragraph 25). This program shall at a minimum provide counseling and stress management services to officers. This program shall be staffed by sufficient licensed and certified counselors who are trained and experienced in addressing psychological and emotional problems common to police officers. The City shall publicize the availability of these services to all officers. The City shall authorize officers to attend counseling without any adverse actions taken against them. The City shall refer officers to, but not require their participation in, EAP counseling where the City believes an officer's job performance may benefit from EAP services. These provisions are separate from any counseling the City may require as part of its "Track III" mandatory counseling program.
- g. Notice of Criminal/Civil Action: The City shall require all officers to notify the City when the officers have been arrested, criminally charged, or named as a party in any civil suit involving allegations of untruthfulness, physical force, racial bias, or domestic violence. The City and PBP management shall monitor all such civil litigation and all criminal prosecutions of officers. PBP shall discipline and appropriately re-train, counsel, re-assign, or transfer officers found guilty or liable by a court or jury (Consent Decree paragraph 26). Officers determined by a court to have falsely arrested an individual or conducted an improper search or seizure shall be disciplined, retrained, counseled, transferred, or reassigned, as the circumstances warrant. Such litigation and investigations shall be reflected in (PARS) and recorded in the officer's complaint history (Consent Decree paragraph 27). PBP shall continue to discipline, re-train, counsel, transfer, or reassign officers who are the subject of civil litigation settled by the City prior to adjudication, as the circumstances and OMI investigation warrant (Consent Decree paragraph 28).

Community Relations: The United States recognizes that PBP officer representatives attend meetings of community groups within their zone. The PBP shall continue to make every effort to participate in these meetings, including meetings organized by or oriented towards minorities.

BUREAU ACCREDITATION

Annual Statistical Report

2023

1. Pittsburgh City Code, § 116.02, paragraph I.D. requires that the Bureau of Police attain and maintain accreditation. To attain that accreditation, the Pittsburgh Bureau of Police has chosen to utilize the Pennsylvania Law Enforcement Accreditation Program. In 2019 the Pittsburgh Bureau of Police achieved our second re-accreditation with Chief Schubert being presented with the plaque in March 2019.

2. What is Accreditation? The Pennsylvania Chiefs of Police Association introduced the Pennsylvania Law Enforcement Accreditation Program to the Commonwealth in July 2001. Since then, over 250 agencies have enrolled, and 45 agencies currently maintain accredited status.

Accreditation is a progressive and time-proven way of helping institutions evaluate and improve their overall performance. The cornerstone of this strategy lies in the promulgation of standards containing a clear statement of professional objectives. Participating administrators then conduct a thorough analysis to determine how existing operations can be adapted to meet these objectives. When the procedures are in place, a team of independent professionals is assigned to verify that all applicable standards have been successfully implemented. The process culminates with a decision by an authoritative body that the institution is worthy of accreditation.

The Pennsylvania Law Enforcement Accreditation Program was designed and developed by professional law enforcement executives to provide a reasonable and cost-effective plan for the professionalization of law enforcement agencies within the Commonwealth. The underlying philosophy of the program is to have a user-friendly undertaking for the departments that will result in a "success" oriented outcome.

Pennsylvania's law enforcement professionals want the program to be consistent and achievable for all types and sizes of law enforcement agencies within Pennsylvania.

3. Accreditation Program Phases The Accreditation program is broken down into three steps or phases:

Phase One: Application

PLEAC Description: The police department and local government officials make the joint decision to pursue police accreditation. Together, they notify the accreditation staff at the Pennsylvania Chiefs of Police Association via a Letter of Intent. Staff then provides all materials to begin the accreditation process. Not only does the agency receive the manuals, but also organizational materials such as labels for the accreditation folders and a software tracking program. A video is included to assist the police agency in concisely explaining the program to their staff. A free training class is also available for newly appointed Accreditation Managers and their Chief. There is a one-time fee of \$100 to participate in the Pennsylvania Law Enforcement Accreditation program.

BUREAU ACCREDITATION

Annual Statistical Report

2023

Phase Two: Self-Assessment

PLEAC Description: The Accreditation Manager will begin the process internally by performing a self-assessment of the agency. This begins as an exercise in comparison. The Accreditation Manager will compare how the current policies comply with the program's standards. Most agencies will discover that they are closer to compliance than anticipated.

When the agency has completed the self-assessment phase, it will want to host a mock assessment. This is a final review to ensure a smooth assessment in Phase Three. Staff is available throughout the process, offering 12 support and guidance to ensure every agency's success. In addition, several localized coalitions have been formed by Accreditation Managers to assist one another. There is also a state coalition that can be very helpful.

The main component in achieving accreditation is policy development. All policies identified for revision follow a specific protocol which includes review by the Pittsburgh Police Command Group consisting of forty-five members of the Pittsburgh Bureau of Police. This group also includes the entire Command Staff and the Public Safety Director), Fraternal Order of Police, The Independent Civilian Police Review Board, and the Pittsburgh Commission on Human Relations. It is a comprehensive process and requires a significant amount of time. The accreditation team uses model policies identified by the International Association Chiefs of Police and the Pennsylvania Law Enforcement Accreditation Commission. When appropriate, the accreditation team meets with subject matters experts both internal to and external of the Pittsburgh Bureau of Police.

File creation consists of documentation the PLEAC assessors will use to determine if the PBP has the appropriate policy in place to meet each individual standard. The files consist of two proofs that demonstrate the policy is in use consistently bureau wide. These proofs may be demonstrated by highlighting an officer's narrative in an investigative report dealing with that particular standard. File creation is complete and the centerpiece of the mock and on-site inspection.

Phase Three: Formal Assessment

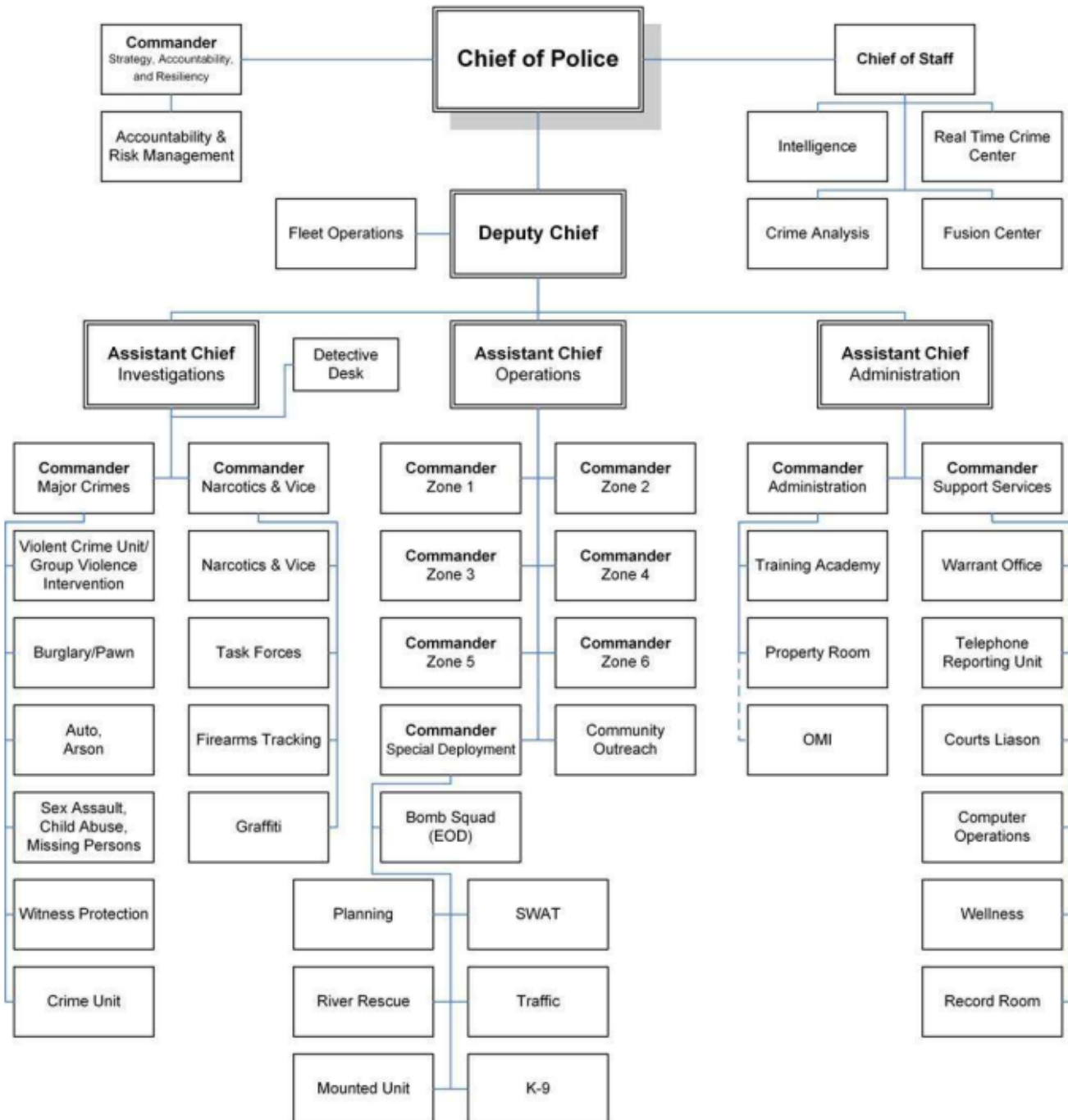
PLEAC Description: The final phase of the accreditation process is the Commission assessment. Trained assessors will do an on-site, two-day review of agency files ensuring compliance with all standards. Please note that the assessment is a success-oriented process. Your accredited status will remain valid for a three-year period. With accredited status, your agency may experience insurance savings; stronger community relations; and increased employee input, interaction and confidence in the agency.

ORGANIZATION OF THE BUREAU

Annual Statistical Report

2023

Department of Public Safety Bureau of Police



DISTRIBUTION OF PERSONNEL BY RANK, GENDER, AND RACE

Annual Statistical Report

2023

Current Gender Demographics by Rank at Year-End 2023				
	Count & Percent			
	Female		Male	
Chief of Police	0	0%	1	100%
Assistant Chief of Police	0	0%	3	100%
Commander	2	17%	10	83%
Lieutenant	2	8%	22	92%
Sergeant	11	12%	80	88%
Detective	26	15%	145	85%
Master Police Officer	21	15%	122	85%
Police Officer	42	13%	284	87%
TOTAL OFFICERS	104	13%	667	87%
Recruit	3	16%	16	84%
Total	107	14%	683	86%

Current Race Demographics by Rank at Year-End 2023																
	American Indian/Alaska Native		Asian		Black/African American		Hispanic or Latino		White		Two or More Races		Declined to Answer		Total	
	Count	% of Rank	Count	% of Rank	Count	% of Rank	Count	% of Rank	Count	% of Rank	Count	% of Rank	Count	% of Rank	Count	% of Total
Chief of Police	0	0	0	0	0	0	0	0	0	0	1	100	0	0	1	.13
Assistant Chief of Police	0	0	0	0	0	0	0	0	3	100	0	0	0	0	3	.39
Commander	0	0	0	0	1	8.3	0	0	11	91.7	0	0	0	0	12	1.56
Lieutenant	0	0	0	0	0	0	0	0	24	100	0	0	0	0	24	3.11
Sergeant	0	0	1	1.1	8	1.0	0	0	82	10.6	0	0	0	0	91	11.80
Detective	0	0	1	.6	22	12.8	3	1.8	145	84.8	0	0	0	0	171	22.18
Master Police Officer	0	0	0	0	27	3.5	1	.7	114	79.7	0	0	0	0	143	18.55
Police Officer	1	.3	4	1.2	30	9.2	6	1.8	272	83.4	5	1.53	8	2.4	326	42.28
TOTAL OFFICERS	1	.1	6	.8	88	11.4	10	1.3	651	84.4	6	.8	8	1.0	771	100
Recruit	0	0	1	5.3	0	0	0	0	17	89.5	1	5.3	0	0	19	2.41
Total	1	.1	7	.9	88	11.1	10	1.3	668	84.5	7	.9	8	1.0	790	100

DISTRIBUTION OF PERSONNEL BY RANK, GENDER, AND RACE

Annual Statistical Report

2023

Number of sworn Police Personnel authorized at year-end 2023: **771**

During the Reporting Period there were:

- 71 Officers on worker's compensation
- 102 Officers on disability leave/FMLA
- 102 Officers on military or other specified leave
 - 1 Officer on director's leave

- 41 Officers' resignations
- 5 Officers' terminations
- 55 Officers' retirements

- 77 Officers' disciplinary actions

OFFICER DISCIPLINARY ACTIONS

Annual Statistical Report

2023

CHARGES	COUNT
Oral Reprimands	16
Written Reprimands	3
Counseling	30
Suspensions	7
Terminations	7
Charges Withdrawn	12
Pending (officer on military leave)	1
Training	1
Total	77

ORAL REPRIMANDS

Warrantless Search & Seizures	1
Safe Operation of Vehicles	5
Court Appearances	1
Truthfulness	1
Body Worn Camera	1
Conduct Unbecoming an Officer	2
Discharge of Firearm	1
Conduct Toward the Public	1
Insubordination	1
Training Regulations/Neglect of Duty	1
Arrests/Uniform	1

WRITTEN REPRIMANDS

Operation of PBP Vehicle	1
Use of Force	1
Conduct Unbecoming an Officer	1

COUNSELING

Body Worn Camera	1
Operation of PBP Vehicle	11
Secondary Employment	1
Neglect of Duty	2
Sleeping/Devoting Entire Time to Duty	1
Arrests	1
Conduct Unbecoming	4
Evidence Procedures	1
Personal Appearance	1
Court Appearances	1
Pursuits	4
Sick Leave	1

SUSPENSION FROM DUTY

Conduct Unbecoming	1
Truthfulness	1
Conduct toward Superior Officers or other members	1
Public Camera Policy/Social Media	1
Devoting Entire Time to Duty	1
Obedience to Laws and Orders	1

CHARGES WITHDRAWN

Reports	1
Crash Response	1
Operation of Vehicle	2
Pursuits	2
Expedited Response to Accident	1
Body Worn Camera	1
No Discrimination/Harassment	1
Incompetency	1
Neglect of Duty	1
Sick Leave	1

DISCIPLINE ACTIONS DUE TO OMI INVESTIGATIONS

Conduct Unbecoming	3
Conduct Toward the Public	1
Pursuit	1
Body Worn Camera/Crash Response	2

POLICE BUREAU LITIGATIONS JANUARY 1 - DECEMBER 31, 2023

Annual Statistical Report

2023

POLICE BUREAU LITIGATIONS JANUARY 1 - DECEMBER 31, 2023

TOTAL NUMBER OF OFFICERS SUED: **30 (10 cases)**

*United States District Court for the Western
District of Pennsylvania*

- False Arrest/Imprisonment 5 claims – Open
- Excessive Force 5 claims – Open
- Illegal Search 1 claim – Open
- Malicious Prosecution 2 claims – Open
- 1st Amendment Retaliation 1 claim – Open
- Retaliation 1 claim – Open
- Assault (common law) 1 claim – Open
- Battery 1 claim – Open
- Conspiracy 1 claim - Open

Court of Common Pleas of Allegheny County – General Docket

- False Arrest 1 claim – Open
- Malicious Prosecution 1 claim – Open
- Unknown Cause of Action 1 claim - Open

TOTAL NUMBER OF CLAIMS FILED: **12**

*United States District Court for the Western
District of Pennsylvania*

- Due Process 1 claim – Open
- Conspiracy 1 claim – Open
- Common Law Battery 1 claim – Open
- Failure to Train/Supervise 4 claims - Open

Court of Common Pleas of Allegheny County – General Docket

- Neglect of Duty 1 claim – Open
- Malicious Prosecution 1 claim – Open
- Other (failure to provide records) 1 claim – Open
- Unknown Cause of Action 2 claims - Open

POLICE BUREAU LITIGATIONS JANUARY 1 - DECEMBER 31, 2023

Annual Statistical Report

2023

NUMBER OF CIVIL ACTIONS RESOLVED: 10

MARLON JACKSON and SAUNDRA COLE v. CHRISTOPHER GOETZ, SCOTT BROWN and ROBERT BERBERICH, No. 2:19-cv-00258, filed in the United States District Court for the Western District of Pennsylvania.

Civil Rights: Excessive Force, 1st Amendment Retaliation, Unlawful Seizure

Year of Claim: 2017

3/30/2023: Jury Verdict in favor of all Defendants.

DARIAN BALCOM v. CITY OF PITTSBURGH, GABE FIGUEROA, INDIVIDUALLY, CODY DONNELLY, INDIVIDUALLY, THOMAS LEE, INDIVIDUALLY, MICHAEL SMITH, INDIVIDUALLY and JORGE ZARATE, INDIVIDUALLY, No. 2:19-cv-00506, filed in the United States District Court for the Western District of Pennsylvania.

Civil Rights: 1st Amendment Retaliation

Year of Claim: 2017

6/29/2023: Jury Verdict in Favor of Defendant Gabe Figureoa (Defendants City of Pittsburgh, Cody Donnelly, Thomas Lee, Michael Smith and Jorge Zarate were dismissed from matter by Stipulation to Dismiss certain Defendants).

ALFREDO BRICENO v. CITY OF PITTSBURGH, No. GD 19-004493, filed in the Court of Common Pleas of Allegheny County. Tort/Personal Injury: Motor Vehicle Accident with Police Vehicle

Year of Claim: 2017
7/7/2023: Case Administratively Terminated for failure to Prosecute per Pa. RCP 230.2

ANTHONY T. MCKAY v. CITY OF PITTSBURGH, CHIEF OF POLICE SCOTT SCHUBERT, OFFICER PAUL G. ABEL JR., OFFICER JOHN DOE, No. GD 20-000339, filed in the Court of Common Pleas of Allegheny County, Pennsylvania.

Civil Rights: False Arrest/Imprisonment

Year of Claim: 2017

7/7/2023: Case administratively terminated for failure to prosecute per Pa. RCP 230.2

POLICE BUREAU LITIGATIONS

JANUARY 1 - DECEMBER 31, 2023

Annual Statistical Report

2023

BELINDA MARTIN v. CITY OF PITTSBURGH, KALISTA KELLY,

No. GD 21-000491, filed in the Court of Common Pleas of Allegheny County.

Tort/Personal Injury: Motor vehicle accident with police vehicle

Year of Claim: 2019

4/2023: Matter settled for \$27,000

ERIC WALKER v. OFFICER DAVIS, OFFICER JOHN DOE,

CITY OF PITTSBURGH, No. 2:21-cv-01096, filed in the United States District Court for the Western District of Pennsylvania.

Civil Rights: Excessive Force

Year of Claim: 2019

1/2023: Matter settled for \$7,500

REGINA CAMP EL, Individually; HARUN BEY, Individually;

AHMARI CAMP BEY, Individually; AHMIR CAMP EL,

Individually; and REGINA CAMP EL, as Parent and Natural

Guardian of A.C.E. a minor, Individually v. CITY OF

PITTSBURGH operating the PITTSBURGH BUREAU OF

POLICE; SCOTT SCHUBERT, individually and in his official

capacity as Chief of the Pittsburgh Bureau of Police; OFFICER

ANTHONY CANCELLA; OFFICER ROBERT FRAINO; OFFICER

DYLAN BLOSE; OFFICER JOSHUA DENGLER; OFFICER

MARIO MORANTE; OFFICER RICHARD DILIMONE;

OFFICER BRENNAN THROWER; OFFICER RYAN CONNOLLY;

OFFICER THOMAS GAULT OFFICER ANTHONY ROSATO;

OFFICER SEAN DUFFY; OFFICER DAWN MERCURIO,

OFFICERS JOHN DOE, No. 2:21-cv-1636, filed in the United

States District Court for the Western District of Pennsylvania.

Civil Rights: Excessive Force

Year of Claim: 2019

4/2023: Matter settled for \$225,000

JOHN CONNORS v. OFFICER JOHN DOE 1, OFFICER JOHN

DOE 2, OFFICER JOHN DOE 3, CITY OF PITTSBURGH, No.

2:21-cv-1511, filed in the United States District Court for the

Western District of Pennsylvania

Civil Rights: Excessive Force/False Arrest

Year of Claim: 2020

2/2023: Matter settled for \$90,000

POLICE BUREAU LITIGATIONS JANUARY 1 - DECEMBER 31, 2023

Annual Statistical Report

2023

ROBERT GILBERT v. NICHOLAS BONACCORSI, IAN HENDERSON, ANTHONY CANCELLA and JOHN and/or JANE DOE(S), No. 2:22-cv-260, filed in the United States District Court for the Western District of Pennsylvania
Civil Rights: Excessive Force
Year of Claim: 2020
3/2023: Matter settled for \$10,000

JAMES FRIERSON, as administrator on behalf of the ESTATE OF JIM ROGERS, Decedent, v. CITY OF PITTSBURGH, A municipal corporation, OFFICERS KEITH EDMONDS, individually and in his official capacity, LIEUTENANT MATT GAUNTER, individually and in his official capacity, ROBERT PEDLEY, individually and in his official capacity, PAT DESARO, individually and in his official capacity, GREG BOSS, individually and in his official capacity, JEFF DEAN, individually and in his official capacity, PAUL FROEHLICH, individually and in his official capacity, NEYIB VELAZQUEZ, individually and in his official capacity, LEROY SCHROCK, individually and in his official capacity, SERGEANT COLBY NEIDIG, individually and in his official capacity, SERGEANT CAROL EHLINGER, individually and in her official capacity, JOSHUA PARKINSON, individually and in his official capacity, and ROMI CHAOUK, individually and in his official capacity, No 2:22-cv-523, filed in the United States District Court for the Western District of Pennsylvania
Civil Rights: Excessive Force, Wrongful Death, Negligence
Year of Claim: 2021
12/2023: Matter settled for \$8,000,000

NARRE GILES, Individually; TOMMESHA WALKER-STIBLING, Individually; BRANDON WALKER, Individually; and NARRE GILES, as Parent and Natural Guardian of C.B., a minor, Individually v. CITY OF PITTSBURGH operating the PITTSBURGH BUREAU OF POLICE; OFFICER JASON BRAUN; OFFICER DEVON CRIPPEN; OFFICER PHILLIP SZALLA; OFFICER BRANDON LARGE; OFFICER JOSEPH SEABURN; OFFICER JORDAN LOSCAR; and, OFFICERS JOHN DOE, No. 2:22-cv-00614, filed in the United States District Court for the Western District of Pennsylvania
Civil Rights: Excessive Force/False Arrest
Year of Claim: 2020
3/2023: Matter settled for \$30,000

POLICE BUREAU LITIGATIONS JANUARY 1 - DECEMBER 31, 2023

Annual Statistical Report

2023

NUMBER OF CIVIL ACTIONS RESOLVED: 10

MARLON JACKSON and SAUNDRA COLE v. CHRISTOPHER GOETZ, SCOTT BROWN and ROBERT BERBERICH, No. 2:19-cv-00258, filed in the United States District Court for the Western District of Pennsylvania.

Civil Rights: Excessive Force, 1st Amendment Retaliation, Unlawful Seizure

Year of Claim: 2017

3/30/2023: Jury Verdict in favor of all Defendants.

DARIAN BALCOM v. CITY OF PITTSBURGH, GABE FIGUEROA, INDIVIDUALLY, CODY DONNELLY, INDIVIDUALLY, THOMAS LEE, INDIVIDUALLY, MICHAEL SMITH, INDIVIDUALLY and JORGE ZARATE, INDIVIDUALLY, No. 2:19-cv-00506, filed in the United States District Court for the Western District of Pennsylvania.

Civil Rights: 1st Amendment Retaliation

Year of Claim: 2017

6/29/2023: Jury Verdict in Favor of Defendant Gabe Figureoa (Defendants City of Pittsburgh, Cody Donnelly, Thomas Lee, Michael Smith and Jorge Zarate were dismissed from matter by Stipulation to Dismiss certain Defendants).

ALFREDO BRICENO v. CITY OF PITTSBURGH, No. GD 19-004493, filed in the Court of Common Pleas of Allegheny County.

Tort/Personal Injury: Motor Vehicle Accident with Police Vehicle

Year of Claim: 2017

7/7/2023: Case Administratively Terminated for failure to Prosecute per Pa. RCP 230.2

ANTHONY T. MCKAY v. CITY OF PITTSBURGH, CHIEF OF POLICE SCOTT SCHUBERT, OFFICER PAUL G. ABEL JR., OFFICER JOHN DOE, No. GD 20-000339, filed in the Court of Common Pleas of Allegheny County, Pennsylvania.

Civil Rights: False Arrest/Imprisonment

Year of Claim: 2017

7/7/2023: Case administratively terminated for failure to prosecute per Pa. RCP 230.2

POLICE BUREAU LITIGATIONS JANUARY 1 - DECEMBER 31, 2023

Annual Statistical Report

2023

LEAH EVANS and SEMAJ CARTER v. MICHAEL CATANZARO, LUCAS SZYMANSKI, JOHN DOE 1 and JOHN DOE(S) 2, No. 2:21-cv-00413, filed in the United States District Court for the Western District of Pennsylvania.

Civil Rights: Illegal Search

Year of Claim: 2019

6/6/2023: Plaintiff filed 3rd Amended Complaint with no claims against only City Defendant, Lucas Burdette, therefore his is dismissed from the case.

ISSA BATTLE v. MARTIN D. KAIL, JOSEPH NOVAKOWSKI, DAVID A. LINCOLN, SCOTT LOVE, CHARLES HIGGINS, AND DUANE SHICK, No. 2:21-cv-01682, filed in the United States District Court for the Western District of Pennsylvania

Civil Rights: False Arrest/Imprisonment

Year of Claim: 2015

2/13/2023: ORDER of Court granting Defendants' Motion to Dismiss Complaint.

JUSTIN SCHEER v. ALEXANDRIA TAYLOR (personal capacity), CASSIDY SCHEMM (personal capacity), DISTRICT ATTORNEY FILE NO. 321100 (personal capacity), SERGEANT GAHR (personal capacity), SERGEANT KNEER (personal capacity), DETECTIVE RICHNER (personal capacity), DETECTIVE NEE (personal capacity), DETECTIVE BARONE (personal capacity), DETECTIVE NOWE (personal capacity), DETECTIVE LIPPL (personal capacity), DETECTIVE FABUS (personal capacity), DETECTIVE ZELTNER (personal capacity), DETECTIVE GORECKI (personal capacity) and DETECTIVE CRAWFORD (personal capacity), No. 2:22-cv-00764, filed in the United States District Court for the Western District of Pennsylvania

Civil Rights: False Arrest/Imprisonment

Year of Claim: 2020

6/27/2023: ORDER of Court adopting the Report and Recommendation of Magistrate Judge and entering Judgment in favor of all Defendants.

POLICE BUREAU LITIGATIONS JANUARY 1 - DECEMBER 31, 2023

Annual Statistical Report

2023

MICHAEL J. PENDLETON v. CITY OF PITTSBURGH, DETECTIVE Y. OVERHOLT as the Police Officer for THE CITY OF PITTSBURGH, JANET R. NECESSARY, ASSISTANT DISTRICT ATTORNEY FOR THE ALLEGHENY COUNTY DISTRICT ATTORNEY'S OFFICE, are sued individually in their individual capacities, No. 2:22-cv-1312, filed in the United States District Court for the Western District of Pennsylvania
Civil Rights: False Arrest/Imprisonment
Year of Claim: 1997
2/1/23: ORDER of Court granting Defendants' Motion to Dismiss. Plaintiff Appealed to the US Court of Appeals for the Third Circuit.
5/6/23: ORDER dismissing Appeal for lack of jurisdiction.

CHRISTINE MARTINEZ-LEE v. PITTSBURGH POLICE DEPARTMENT, No. GD 22-11840, filed in the Court of Common Pleas of Allegheny County – General Docket Division
Civil Rights: Other Civil Rights
Year of Claim: 2022
3/07/2023. ORDER of Court sustaining Pittsburgh Bureau of Police's preliminary objections. Plaintiff's complaint is dismissed with prejudice.

RONDELL FRANKLIN v. CITY OF PITTSBURGH, DANIEL ZELTNER, GARRETT SPORY, ANTHONY BURKE, JOSEPH LIPPERT, JOSEPH FABUS, MATT TRACY, ANTHONY SERETTI, No. 2:22-cv-1310, filed in the United States District Court for the Western District of Pennsylvania
Civil Rights: Excessive Force; False Arrest/Imprisonment
Year of Claim: 2022
5/25/2023: ORDER of Court entering judgment in favor of Defendants and against Plaintiff per FRCP 58 by dismissing Plaintiff's 4th Amended Complaint with prejudice.

POLICE BUREAU LITIGATIONS JANUARY 1 - DECEMBER 31, 2023

Annual Statistical Report

2023

NUMBER OF CIVIL ACTIONS OPEN/PENDING: 41

DONALD BURRIS, JR. v. BOROUGH OF HOMESTEAD, a Municipal Corporation; CITY OF PITTSBURGH, a Municipal Corporation; CITY OF PITTSBURGH BUREAU OF POLICE, a governmental entity; BOROUGH OF HOMESTEAD POLICE DEPARTMENT, a governmental entity; IAN STRANG, individually and in his official capacities as Police Officer of the Borough of Homestead; JAMES ILGENFRITZ, individually and in his official capacities as Police Officer of the Borough of Homestead; LOUIS SCHWEITZER, individually and in his official capacities as a Police Officer of the City of Pittsburgh; STEPHEN MATAKOVICH, individually and in his official capacities as a Police Officer of the City of Pittsburgh; CALVIN KENNEDY, individually and in his official capacities as a Police Officer of the City of Pittsburgh; THOMAS GORECKI, individually and in his official capacity as a Police Officer of the City of Pittsburgh; IGOR BOYKO, individually and in his official capacity as a Police Officer of the City of Pittsburgh; NATHAN HARPER, in his official capacity as a Chief of the City of Pittsburgh; and JEFFREY DESIMONE in his official capacity as the Chief of Police of the Borough of Homestead, No. CA 14-01704; United States District Court for the Western District of Pennsylvania.

Civil Rights – Excessive Force

Year of Claim: 2013

Matter has been Administratively Closed by the Court as of 1/31/2019

RONALD A. JOHNSON v. CITY OF PITTSBURGH, ACTING CHIEF MCDONALD, CITY OF PITTSBURGH POLICE OFFICER WILLIAM KELSCH, (Kelsch is sued in his individual and official capacity)(all others in their official capacities), No. GD 15-011174; Court of Common Pleas of Allegheny County.

Civil Rights – Illegal Search; False Arrest

Year of Claim: 2014

POLICE BUREAU LITIGATIONS JANUARY 1 - DECEMBER 31, 2023

Annual Statistical Report

2023

DANIEL MARCHESE (on behalf of Amelia Marchese, minor), DANIEL MARCHESE (on behalf of William Marchese, Minor) v. ALLEGHENY COUNTY PENNSYLVANIA, CITY OF PITTSBURGH PENNSYLVANIA, BONITA REARICK, KELLY and ALAN JOHNSTONE, UNKNOWN, No. GD 17-007844, filed in the Court of Common Pleas of Allegheny County.
Civil Rights – Illegal Search & False Arrest
Year of Claim: 2015

DANIELS, JOYCE A., Administratrix of the Estate of Mark S. Daniels v. CITY OF PITTSBURGH and OFFICER GINO MACIOCE, No. 2:18-cv-01019, filed in the United States District Court for the Western District of Pennsylvania.
Civil Rights/Wrongful Death: Excessive Force
Year of Claim: 2018
3/30/2022: Order of Court granting Defendants' Motion for Summary Judgment and entering FINAL JUDGMENT for Defendants pursuant to FRCP Rule 58.
4/27/2022: Plaintiff's Appealed to United States Court of Appeals for the Third Circuit (Docket No. 22-1790).
7/5/23: ORDER of Court Affirming USDC 3/30/2022 Order granting Defendants' Summary Judgment.
9/9/13: Plaintiff filed Petition of a Writ of Certiorari to The United States Supreme Court.

MARGARET MAZUR v. CITY OF PITTSBURGH, JASON LANDO and THOMAS NEE, No. 2:18-cv-01018, filed in the United States District Court for the Western District of Pennsylvania.
Civil Rights: Alleged defamation by city officers
Year of Claim: 2016
7/12/19: ORDER of USDC remanding case to The Court of Common Pleas of Allegheny County as no federal claims were made under federal law. (State Court Docket No. GD 18-006187)

ERIK HEITZENRATER v. CITY OF PITTSBURGH, BRIAN MARTIN, DAVID HONICK, BRIAN BURGUNDER and DAVID LINCOLN, No. 2:18-cv-01587, filed in the United States District Court for the Western District of Pennsylvania.
Civil Rights: Excessive force, false arrest
Year of Claim: 2018
(Same incident as *DeLuca* below; consolidated with *DeLuca* under the *DeLuca* docket number)

POLICE BUREAU LITIGATIONS JANUARY 1 - DECEMBER 31, 2023

Annual Statistical Report

2023

FRANK DeLUCA v. CITY OF PITTSBURGH, BRIAN BURGUNDER, DAVID HONICK & DAVID LINCOLN, No. 2:18-cv-01567, filed in the United States District Court for the Western District of Pennsylvania.

Civil Rights: Excessive force, false arrest

Year of Claim: 2018

(Same incident as *Heitzenrater* above; cases consolidated under docket number for *DeLuca*)

MICHAEL ZOKAITES v. CITY OF PITTSBURGH, BRIAN MARTIN, individually and in his official capacity as a Pittsburgh Police Officer, DAVID HONICK, individually and in his official capacity as a Pittsburgh Police Officer, BRIAN BURGUNDER, individually and in his official capacity as a Pittsburgh Police Officer, DAVID LINCOLN, individually and in his official capacity as a Pittsburgh Police Officer, and THE CITY OF PITTSBURGH FRATERNAL ORDER OF POLICE, No. 2:19-cv-00216, filed in the United States District Court for the Western District of Pennsylvania.

Civil Rights: Excessive Force and False Arrest

Year of Claim: 2018

(Same incident as *DeLuca* and *Heitzenrater*. Consolidated under the *DeLuca* docket number)

BRUCE THOMAS v. BRIAN MARTIN, DAVID HONICK, BRIAN BURGUNDER, DAVID LINCOLN, DETECTIVE MURRAY, First Name Unknown, all in their Official and Individual Capacities, and JOHN DOE #1 Police Officer and JOHN DOE #2 Police Officer, both in their Official and Individual Capacities, and the CITY OF PITTSBURGH, No. 2:19-cv-0617, filed in the United States District Court for the Western District of Pennsylvania.

Civil Rights: False Arrest and Excessive Force

Year of Claim: 2018

(Same incident at *DeLuca*, *Heitzenrater* and *Zokaites*. Consolidated under the *DeLuca* docket number)

WILLIAM SNATCHKO v. PITTSBURGH POLICE DEPARTMENT and JOHN DOE 1-2, No. GD 19-013716, filed in the Court of Common Pleas of Allegheny County, Pennsylvania.

Civil Rights: Excessive Force

Year of Claim: 2017

POLICE BUREAU LITIGATIONS JANUARY 1 - DECEMBER 31, 2023

Annual Statistical Report

2023

LEANDRE SIMS v. CITY OF PITTSBURGH, JANINE N. TRIOLO, JAMES GLICK, WILLIAM VOLLBERG, DAVID O'NEIL, JOSEPH FABUS, PETER BECHTOLD, GABRIEL FIGUEROA, JAY JOHNSON, ALLEGHENY COUNTY, ALLEGHENY COUNTY JUVENILE PROBATION, RUSSELL CARLINO, MATT ANDERSON, SCOTT KOTANCHIK, ALLEGHENY COUNTY DISTRICT ATTORNEY'S OFFICE, STEPHEN A. ZAPPALA, JR., STEPHIE-ANNA RAMALEY, REBECCA A. WALKER, ALICIA WERNER, and MELISSA BYRNES-HONG-BARCO, No. GD 20-006761, filed in the Court of Common Pleas of Allegheny County, Pennsylvania

Civil Rights: False Arrest/Imprisonment

Year of Claim: 2018

2/18/22: ORDER of COURT sustaining Preliminary Objections of the Defendants and dismissing the Amended Complaint with prejudice.

3/18/22: Plaintiff appealed to Commonwealth Court (Docket No. 259 CD 2022)

BRIAN BENNETT v. CITY OF PITTSBURGH, JANINE N. TRIOLO, JAMES GLICK, WILLIAM VOLLBERG, DAVID O'NEIL, JOSEPH FABUS, PETER BECHTOLD, GABRIEL FIGUEROA, JAY JOHNSON, ALLEGHENY COUNTY, ALLEGHENY COUNTY JUVENILE PROBATION, RUSSELL CARLINO, MATT ANDERSON, SCOTT KOTANCHIK, ALLEGHENY COUNTY DISTRICT ATTORNEY'S OFFICE, STEPHEN A. ZAPPALA, JR., STEPHIE-ANNA RAMALEY, REBECCA A. WALKER, ALICIA WERNER, and MELISSA BYRNES-HONG-BARCO, No. GD 20-006760, filed in the Court of Common Pleas of Allegheny County, Pennsylvania.

Civil Rights: False Arrest/Imprisonment

Year of Claim: 2018

5/19/2022: ORDER of COURT. Preliminary Objections of the Defendants are sustained and the Plaintiff's Amended Complaint is dismissed with prejudice.

6/15/2022: Plaintiff Appealed to Commonwealth Court (Docket No. 606 CD 2022)

POLICE BUREAU LITIGATIONS JANUARY 1 - DECEMBER 31, 2023

Annual Statistical Report

2023

KRISTEN BLACKWELL as a parent and KRISTIAN BLACKWELL, a minor v. CITY OF PITTSBURGH, JANINE N. TRIOLO, JAMES GLICK, WILLIAM VOLLBERG, DAVID O'NEIL, JOSEPH FABUS, PETER BECHTOLD, GABRIEL FIGUEROA, JAY JOHNSON, ALLEGHENY COUNTY, ALLEGHENY COUNTY JUVENILE PROBATION, RUSSELL CARLINO, MATT ANDERSON, SCOTT KOTANCHIK, ALLEGHENY COUNTY DISTRICT ATTORNEY'S OFFICE, STEPHEN A. ZAPPALA, JR., STEPHIE-ANNA RAMALEY, REBECCA A. WALKER, ALICIA WERNER, and MELISSA BYRNES-HONG-BARCO, No. GD 20-006759, filed in the Court of Common Pleas of Allegheny County, Pennsylvania
Civil Rights: False Arrest/Imprisonment
Year of Claim: 2018
02/11/22: ORDER OF COURT. The preliminary objections of the defendants are sustained and the [plaintiffs](#) amended complaint is dismissed with prejudice.
3/18/2022: Plaintiff appealed to Commonwealth Court (Docket No. 258 CD 2022)

LEE JABRIL v. CITY OF PITTSBURGH, JANINE N. TRIOLO, JAMES GLICK, WILLIAM VOLLBERG, DAVID O'NEIL, JOSEPH FABUS, PETER BECHTOLD, GABRIEL FIGUEROA, JAY JOHNSON, ALLEGHENY COUNTY, ALLEGHENY COUNTY JUVENILE PROBATION, RUSSELL CARLINO, MATT ANDERSON, SCOTT KOTANCHIK, ALLEGHENY COUNTY DISTRICT ATTORNEY'S OFFICE, STEPHEN A. ZAPPALA, JR., STEPHIE-ANNA RAMALEY, REBECCA A. WALKER, ALICIA WERNER, and MELISSA BYRNES-HONG-BARCO, No. GD 20-006763, filed in the Court of Common Pleas of Allegheny County, Pennsylvania.
Civil Rights: False Arrest/Imprisonment
Year of Claim: 2018
02/11/22: Order of Court. The preliminary objections of the defendant are sustained and the [plaintiffs](#) amended complaint is dismissed with prejudice.
3/18/2022: Plaintiff appealed to the Commonwealth Court of Pennsylvania (Docket No. 260 CD 2022)

ASHLEY ZOE FOX v. PITTSBURGH BUREAU OF POLICE, No. GD 20-011086, filed the Court of Common Pleas of Allegheny County, Pennsylvania.
Civil Rights: Other Civil Rights
Year of Claim: 2020

POLICE BUREAU LITIGATIONS JANUARY 1 - DECEMBER 31, 2023

Annual Statistical Report

2023

KENNETH GOLDSMITH v. FREDERICK BAER GOLDSMITH, ESQ., Individually and Under Color of State Law, MON VIEW HOLDINGS LLC, GOLDSMITH AND OGRODOWSKI, LLC, MALCOM GOLDSMITH, Individually, and Under Color of State Law, MILDRED BAER GOLDSMITH PALLEY, OLIVER K. PALLEY, FAWN MOORE CAMPBELL, SYDNEY B. MOORE ESTATE SALES LLC, OFFICER BRIAN MARKUS, Individually, and in his Official Capacity, CITY OF PITTSBURGH, DEPARTMENT OF PUBLIC SAFETY, As Municipal Defendant, No. 2:20-cv-450, filed in the United States District Court for the Western District of Pennsylvania.

Civil Rights: False Arrest/Imprisonment

Year of Claim: 2016

10/2020: ORDER of Court Staying and Administratively closing matter until he properly effected service of all named defendants on/before 12/1/20. Court may dismiss matter at any time if Plaintiff fails to properly comply with this order.

JOHN DOE, an adult individual seeking to proceed anonymously v. CITY OF PITTSBURGH, WENDELL HISSRICH, individually and in his official capacity as Director of Public Safety for the City of Pittsburgh; SCOTT SCHUBERT, individually and in his official capacity as Chief of the Pittsburgh Bureau of Police; STEPHEN VINANSKY, Commander of Zone 5 of the Pittsburgh Bureau of Police, in his professional capacity and individually; JASON LANDO, Commander of Narcotics and Vice for the Pittsburgh Bureau of Police, in his professional capacity and individually; JOHN DOE, Tactical Commander, in his professional capacity and individual capacity, No. 2:21-cv-00111, filed in the United States District Court for the Western District of Pennsylvania.

Civil Rights: Excessive Force

Year of Claim: 2020

OLUFUNMILAYO TAIWO v. CITY OF PITTSBURGH and BRENDAN J. ORRIS, No. GD 21-001466, filed in the Court of Common Pleas of Allegheny County.

Tort/Personal Injury: Motor vehicle accident with police vehicle

Year of Claim: 2020

MEGAN GESLER v. CITY OF PITTSBURGH and NATHANIEL J. ROPPELT, No. GD 21-004340, filed in the Court of Common Pleas of Allegheny County.

Tort/Personal Injury: Motor vehicle accident with police vehicle

Year of Claim: 2019

POLICE BUREAU LITIGATIONS JANUARY 1 - DECEMBER 31, 2023

Annual Statistical Report

2023

RAYMOND FRANKLIN v. OFFICER NEYIB VELAZQUEZ, and CITY OF PITTSBURGH, No. GD 21-005896, filed in the Court of Common Pleas of Allegheny County.

Tort/Personal Injury: Motor vehicle accident with police vehicle
Year of Claim: 2019

MARSHA SIMONDS, an individual; and MATTHEW SIMONDS, an individual v. CHRISTINE BOYER, an individual; and JAMES J. HANLEY, JR., an individual; and ADAM THIMONS, an individual; and FRANCESCO ROSATO, an individual; and ELIZABETH MERKEL, an individual; and DONALD PASQUERELLI, an individual and CITY OF PITTSBURGH, a municipal corporation; and COUNTY OF ALLEGHENY, a municipal corporation, No. 2:21-cv-00841, filed in the United States District Court for the Western District of Pennsylvania.

Civil Rights: Excessive Force/False Arrest
Year of Claim: 2019

BLANCA BARNETT HARRIS v. JACOB NOONAN, SEAN D. SMITH, No. GD 21-012883, filed in the Court of Common Pleas of Allegheny County.

Tort/Personal Injury: Motor vehicle accident with police vehicle
Year of Claim: 2021

CHRISTINA CHERWINKO, an individual and STEPHEN CHERWINKO, an individual v. THE CITY OF PITTSBURGH; THE CITY OF PITTSBURGH POLICE; THE CITY OF PITTSBURGH DEPARTMENT OF PUBLIC SAFETY; and OFFICER KEVIN McARDLE, No. GD 21-014601, filed in the Court of Common Pleas of Allegheny County.

Tort/Personal Injury: Motor vehicle accident with police vehicle
Year of Claim: 2019

DANIEL CARNEVALE v. JENNIFER DIGIOVANNI, SCOTT EVANS, J.R. SMITH, and UNITED STATES OF AMERICA, No. 2:22-cv-341, filed in the United States District Court for the Western District of Pennsylvania.

Civil Rights: False Arrest/Imprisonment
Year of Claim: 1993

POLICE BUREAU LITIGATIONS JANUARY 1 - DECEMBER 31, 2023

Annual Statistical Report

2023

CORINNA SCHEFFER v. MICHAEL LAFFERTY, No. AR 22-001350, filed in the Court of Common Pleas of Allegheny County, Arbitration Division
Miscellaneous: Failure to return personal photos
Year of Claim: 2022

ALEXANDER HORELL, an individual; GORDON D. BROWN, an individual; HATEM M. HASSAN, an individual v. THE CITY OF PITTSBURGH POLICE DEPARTMENT; POLICE OFFICER SEAN STUMPF; SGT. PHIL LERZA; POLICE OFFICER RYAN MCDONALD; POLICE OFFICER AARON CONNER; POLICE OFFICER SHANE KOVACH; DETECTIVE MICHAEL MARES; LT. PHILIP P. MERCURIO, JR.; WENDELL HISSRICH, DIRECTOR OF THE CITY OF PITTSBURGH DEPT. OF PUBLIC SAFETY; SCOTT SCHUBERT, CHIEF OF THE CITY OF PITTSBURGH BUREAU OF POLICE, No. 2:22-cv-787, filed in the United States District of Pennsylvania
Civil Rights: Excessive Force
Year of Claim: 2020

ROBERT HAVRILLA v. GRANT FAULKNER, JEROME KENNEDY and ASHLEY SMITH, No. 2:22-cv-00998, filed in the United States District Court for the Western District of Pennsylvania
Civil Rights: False Arrest/Imprisonment
Year of Claim: 2020

KAYLEIGH DUMAS v. YOUSSEF ALMUSAWI, BRENDAN ORRIS, RONALD POSTELL, JOSEPH MANGIARELLI, JOHN DOE, a Police Officer, AND ALLEGHENY COUNTY, No. 2:23-CV-00051, filed in the United States District Court for the Western District of Pennsylvania.
Civil Rights: Excessive Force, False Arrest
Year of Claim: 2022

PG PUBLISHING COMPANY, INC. V. EDWARD GAINES, IN HIS OFFICIAL CAPACITY AS MAYOR OF THE CITY OF PITTSBURGH; THE CITY OF PITTSBURGH – BUREAU OF POLICE; THOMAS STANGRECKI, IN HIS OFFICIAL CAPACITY AS THE ACTING CITY OF PITTSBURGH CHIEF OF POLICE; AND LEE SCHMIDT, IN HIS OFFICIAL CAPACITY AS DIRECTOR OF PUBLIC SAFETY FOR THE CITY OF PITTSBURGH, No. GD 23-002382, filed in the Court of Common Pleas of Allegheny County.

POLICE BUREAU LITIGATIONS JANUARY 1 - DECEMBER 31, 2023

Annual Statistical Report

2023

Other Civil Litigation: Complaint in Equity for Writ of Mandamus alleging neglect of duty for failure to help with striking protestors on PG property.

Year of Claim: 2023

JOSEPH D. EARLY, Individually v. PITTSBURGH BUREAU OF POLICE, THE CITY OF PITTSBURGH, FERRA'S AUTOMOTIVE SERVICES, INC., No. 2:23-cv-00417, filed in the United States District Court for the Western District of Pennsylvania.

Civil Rights: Illegal Tow

Year of Claim: 2022

TROY REED v. TARGET CORPORATION, a Minnesota For-Profit Business Corporation; CITY OF PITTSBURGH, a Pennsylvania Municipal Corporation; KEITH EDMONDS, in his individual and official capacities, No. 2:23-cv-00896, filed in the United States District Court for the Western District of Pennsylvania.

Civil Rights: Excessive Force and Common Law Battery

Year of Claim: 2021

MICHAEL J. PENDLETON v. ALLEGHENY COUNTY MEDICAL EXAMINER'S KARL E. WILLIAMS; ALLEGHENY COUNTY DEPARTMENT OF COURT RECORDS; PITTSBURGH BUREAU RECORD STATION, No. GD 23-00298, filed in the Court of Common Pleas of Allegheny County.

Other Civil Litigation: Withholding of Records

Year of Claim: 2022

Joseph II, Herbert L. v. City of Pittsburgh Police, CY Dispensary d/b/s SunnySide Medical Cannabis Dispensary of Pittsburgh, Conklin, Kaitlin, AiLiff, Aaron, No. GD 23-008973, filed in the Court of Common Pleas of Allegheny County.

Civil Rights: Other Civil Rights

Year of Claim: 2020

JOANNA OBUZOR v. JESSE CLAYTON, Police Officer; ROSS KENNEDY, Police Officer; JOHN DOE 1, Correctional Officer; JANE DOE 2, Correctional Officer; ORLANDO HARPER, Warden of Allegheny County Jail; JASON BEASOM, Deputy Warden; CITY OF PITTSBURGH, No. 2:23-cv-1488, filed in the United States District Court for the Western District of Pennsylvania.

Civil Rights: Excessive Force, False Arrest/Imprisonment

Year of Claim: 2021

POLICE BUREAU LITIGATIONS JANUARY 1 - DECEMBER 31, 2023

Annual Statistical Report

2023

COLBY NEIDIG v. CITY OF PITTSBURGH d/b/a PITTSBURGH POLICE DEPARTMENT, COMMANDER CHRISTOPHER WAGLAND, COMMANDER SHAWN MALLOY, SGT. TIMOTHY NOVOSEL, DETECTIVE REGINALD EILAND, CHIEF SCOTT SCHUBERT, DEPUTY CHIEF THOMAS STANGRECKI, ASST. CHIEF LINDA ROSATO-BARONE, COMMANDER STEPHEN VINANSKY and PUBLIC SAFETY DIRECTOR LEE SCHMIDT, No. GD 23-011957, filed in the Court of Common Pleas of Allegheny County.

Other Civil Litigation: Unknown Cause of Action
Year of Claim: Unknown.

TYLER SHERRELL v. CITY OF PITTSBURGH, BRENDAN NEE, DAVID O'NEILL and SCOTT SCHUBERT, No. GD 23-012032, filed in the Court of Common Pleas of Allegheny County.

Other Civil Litigation: Unknown Cause of Action
Year of Claim: Unknown

MATTHEW HINDMAN, ANGIE HINDMAN and BRIANNA HOLLAND INDIVIDUALLY v. CITY OF PITTSBURGH, PENNSYLVANIA; PITTSBURGH BUREAU OF POLICE; Pittsburgh Police Officer MICHELLE MCHENRY, Individually; Pittsburgh Police Officer JOHN DOE; Pittsburgh Police Commander JANE DOE, Individually, No. 2:23-cv-01873, filed in the United States District Court for the Western District of Pennsylvania.

Civil Rights: False Arrest/Imprisonment
Year of Claim: 2021

KELLY ANGELL, INDIVIDUALLY AND AS PARENT AND NATURAL GUARDIAN OF HER CHILDREN, K.R.M., K.M.A., I.C.M., C.C.A., AND SADE ANGELL, AND DERONE LEWIS, INDIVIDUALLY v. CITY OF PITTSBURGH, STEPHEN MESCAN, JAMES MONKELIS, COMMANDER JOHN DOE #1, NEGOTIATOR JOHN DOE #2, OFFICER JOHN DOES #3-10, OFFICER JOHN DOES 11-20, No. 2:23-cv-01268, filed in the United States District Court for the Western District of Pennsylvania.

Civil Rights: Civil Rights/General
Year of Claim: 2023

POLICE BUREAU LITIGATIONS JANUARY 1 - DECEMBER 31, 2023

Annual Statistical Report

2023

WILLIAM PARKER v. EDWARD C. GAINNEY, CITY OF PITTSBURGH, BETHANY HALLAM, OFFICER MICHAEL GAY, OFFICER LARRY SCIROTTO, OFFICER KERRY FORD, OFFICER FERRILLI, No. 2:23-cv-2102, filed in the United States District Court for the Western District of Pennsylvania.
Civil Rights: Excessive Force, False Arrest/Imprisonment, Retaliation

MARYA A. PEDRO-THOMSON, an individual v. PNC BANK, NATIONAL ASSOCIATION; THE CITY OF PITTSBURGH BUREAU OF POLICE; DETECTIVE DOUGLAS BUTLER; POLICE OFFICER TIMOTHY BATEMAN, No. GD 23-12655, filed in the Court of Common Pleas of Allegheny County.
Civil Rights: False Arrest/Imprisonment, Malicious Prosecution
Year of Claim: 2022

JASON WEAVER v. DUSTIN BROZELL, in his individual capacity, ANTHONY DILLEY, in his individually capacity, NICHOLAS GADOLA, in his individual capacity, RYAN TRANTER, in his individual capacity, MAXFIELD HOLZ, in his individual capacity, CITY OF PITTSBURGH, a municipal corporation, No. 2:23-cv-02116, filed in the United States District Court for the Western District of Pennsylvania.
Civil Rights: Excessive Force, Assault, False Arrest

SELECTION AND HIRING STANDARDS

Annual Statistical Report

2023

1.0 PURPOSE

1.1 The officer selection and hiring process is designed to ensure that the agency has an efficient, effective, and fair selection process that results in the appointment of those individuals who best possess the skills, knowledge, and abilities necessary for the effective delivery of law enforcement services to the community.

2.0 POLICY

2.1 It is the policy of the department for all personnel to adhere to the guidelines of this general order.

3.0 SELECTION AND HIRING STANDARDS FOR SWORN OFFICERS

3.1 The City of Pittsburgh recruitment and selection procedures are designed to finding and appointing qualified individuals to serve the Pittsburgh Bureau of Police while adhering to the guidelines of applicable law; i.e.:

3.1.1 Equal Employment Opportunity Commission (EEOC)

3.1.2 Title VII - Civil Rights Act of 1964

3.1.3 Age Discrimination Act of 1967

3.1.4 Pennsylvania Human Relations Act, as amended

3.1.5 Americans with Disabilities Act (ADA)

3.1.6 City of Pittsburgh Civil Service Statutes and Rules

3.1.7 MPOETC Guide to the Hiring of Police Officers.

3.2 Applications

3.2.1 The online Application Portal (www.pghjobs.net), during the application period, is where the applicant will manage and apply for the official position announcement to the City of Pittsburgh Human Resources and Civil Service ("HR&CS").

3.3 General Application Requirements

3.3.1 Completed online City of Pittsburgh Application for the position of police officer.

3.3.2 At least 20 years of age at the time of filing the application.

3.3.3 A United States citizen.

SELECTION AND HIRING STANDARDS

Annual Statistical Report

2023

3.3.3 A United States citizen.

3.3.4 Applicants must become residents of an area within a 25-mile air radius of the City-County Building (401 Grant Street, Pittsburgh, Pennsylvania 15219) before employment and remain a resident within the 25-mile air radius throughout employment.

3.3.5 A current, valid Pennsylvania Motor Vehicle Operator's License (Class C-regular) or a current valid driver's license from another state or the U.S. Armed Forces. Licenses must be presented at the time of filing the application or prior to appointment. PA driver's license must be obtained prior to appointment and maintained throughout employment.

3.3.6 A High School Diploma or GED.

3.3.7 Veteran's Preference documentation, if applicable, must be submitted at the time of filing application or not later than the Oral Examination date.

3.3.8 Applicants must be able to read at no less than the ninth-grade level, as established through the administration of the Nelson-Denny Reading Test.

3.3.9 Applicants must be able to achieve a score in the 30th percentile or higher for the person's age and gender for physical fitness as defined by the Municipal Police Officers' Education and Training Commission.

3.4 Civil Service Examinations

3.4.1 An applicant must take and pass each of the Civil Service examination portions to attain a total examination score and be placed onto the eligibility list.

3.4.1.1. Written examination

3.4.1.1.2 If an applicant meets the above general application requirements, he/ she will be sent a letter of admission for the written examination.

3.4.1.1.3 Applicants must pass the written examination to have their name placed on the Civil Service Eligibility list and to be scheduled for the oral examination.

SELECTION AND HIRING STANDARDS

Annual Statistical Report

2023

3.9 Conditional Offers of Employment

3.9.1 Successful applicants will be given a conditional offer of employment dependent upon the following:

3.9.1.1 Successful completion of a medical examination, conducted in accordance with General Order #20-5, "Selection-Administrative Practices and Procedures", Section 4.0. Medical Examination Required.

3.9.1.2 Successful completion of a psychological suitability examination, conducted in accordance with General Order #20-5, "Selection-Administrative Practices and Procedures", Section 5.0, pursuant to Civil Service Rule III, Section 2.

3.10 Final Offers of Employment

3.10.1 Upon successful fulfillment of all conditional offer of employment elements, including residency, the applicant shall be given a final offer of employment.

Approved By: _____



Scott Schubert Chief of Police 2019

Statement on Hiring and Recruitment Commitment

The Pittsburgh Bureau of Police is committed to hiring qualified police candidates that represent the diversity of our neighborhoods and residents. The PBP regularly attends recruiting events with Human Relations & Civil Service at community events, churches, colleges, and convention centers in Pittsburgh and in surrounding states. In addition, HR&CS has continuous recruitment cycles, consistent with civil services laws, to shorten the time frame between recruitment and hiring. The PBP has partnered with the Hill House and CCAC to support a tutoring program to help minority candidates prepare for success in the police testing and hiring process.

OPERATIONS BRANCH ZONE SUMMARIES

Annual Statistical Report

2023

Category	Zone 1	Zone 2	Zone 3
Commander	Commander Shawn Malloy	Commander Matthew Lackner	Commander Christopher Ragland
Street Address	1501 Brighton Rd.	2000 Centre Ave.	830 E. Warrington Ave.
Phone Number	412-323-7201	412-255-2827	412-488-8326
Population	38,270	33,639	47,530
Communities Served	<i>Allegheny Center Allegheny West Brighton Heights California-Kirkbride Central North Side Chateau East Allegheny Fineview Manchester Marshall-Shadeland Northview Heights North Shore Perry North Perry South Spring Garden Spring Hill-City View Summer Hill Troy Hill</i>	<i>Bedford Dwellings Bluff Central Business District Central Lawrenceville Crawford Roberts Lower Lawrenceville Middle Hill Polish Hill Strip District Terrace Village Upper Hill Upper Lawrenceville</i>	<i>Allentown Arlington Arlington Heights Beltzhoover Bonair Carrick Duquesne Heights Knoxville Mount Oliver (city) Mount Washington Overbrook Saint Clair South Shore South Side Flats South Side Slopes</i>
Square Miles Covered	8.9	5.0	8.5
Sworn Personnel Assigned	85	93	87
Calls for Service	28,463	39,512	33,419
Park & Walks & Neighborhood Patrols	856	3,080	1,120
Traffic Stops	671	651	1,725
Field Contacts	437	182	220
Arrests	1,066	3,129	879

OPERATIONS BRANCH ZONE SUMMARIES

Annual Statistical Report

2023

Category	Zone 4	Zone 5	Zone 6
Commander	Commander Ronald Griffin	Commander Stephen Vinansky	Commander Cristyn Zett
Street Address	5858 Northumberland St	1401 Washington Blvd.	312 S. Main St.
Phone Number	412-422-6520	412-665-3605	412-937-3051
Population	90,750	47,964	44,818
Communities Served	<i>Central Oakland Glen Hazel Greenfield Hays Hazelwood Lincoln Place New Homestead North Oakland Point Breeze Point Breeze North Regent Square Shadyside South Oakland Squirrel Hill North Squirrel Hill South Swisshelm Park West Oakland</i>	<i>Bloomfield East Hills East Liberty Friendship Garfield Highland Park Homewood North Homewood South Homewood West Larimer Lincoln-Leminton-Belmar Morningside Stanton Heights</i>	<i>Banksville Beechview Brookline Chartiers City Crafton Heights East Carnegie Elliott Esplen Fairywood Oakwood Ridgemont Sheraden West End Westwood Windgap</i>
Square Miles Covered	14.6	7.9	10.5
Sworn Personnel Assigned	76	87	73
Calls for Service	29,526	29,806	28,941
Park & Walks & Neighborhood Patrols	2,370	3,163	8,072
Traffic Stops	1,647	819	1,337
Field Contacts	113	631	131
Arrests	545	980	468

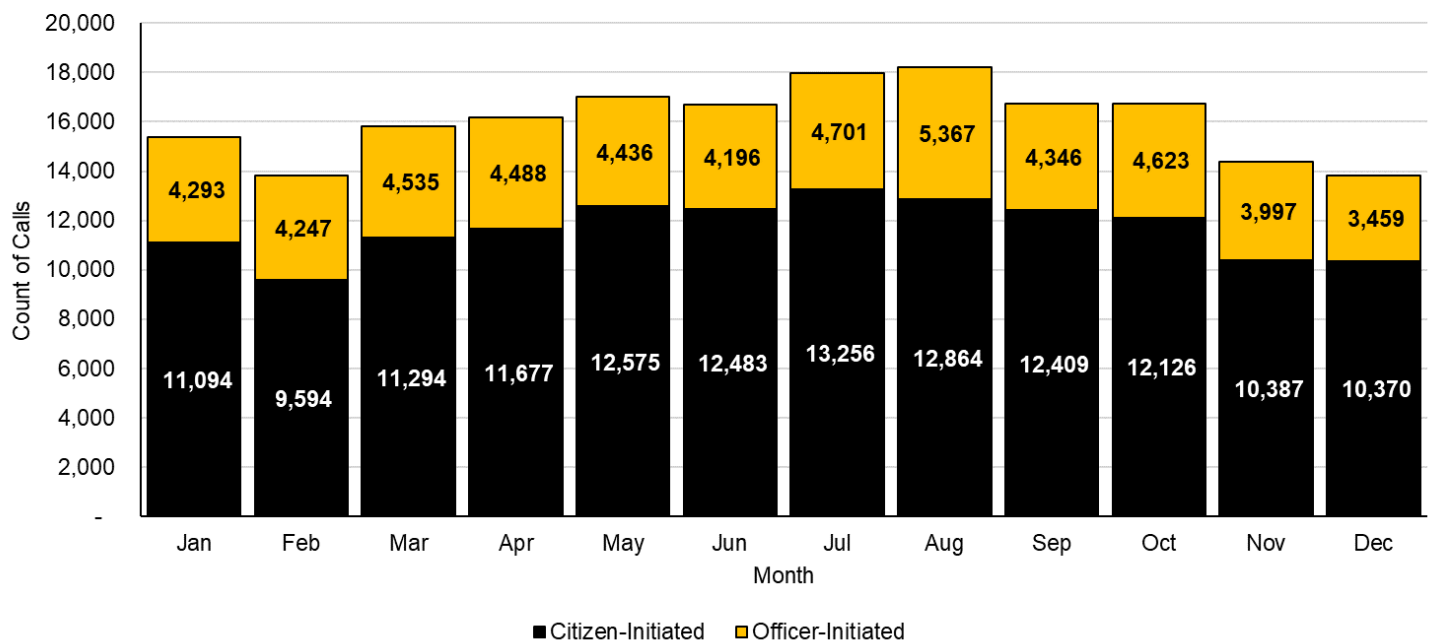
911 CALLS FOR SERVICE

Annual Statistical Report

2023

In 2023, citizens and officers initiated **192,817 Calls for Service (CFS)**. Calls are counted by Police Operational Zones and the Central Records & Reporting Unit (CRRU), which handles reports not requiring officer presence on-site.

2023 Citywide Calls for Service by Month



2023 Calls for Service by Police Zone and Call Source

Police Zone	Citizen-Initiated Calls	Officer-Initiated Calls	Total Call Volume
Zone 1	22,278	6,185	28,463
Zone 2	30,003	9,509	39,512
Zone 3	25,536	7,883	33,419
Zone 4	22,731	6,795	29,526
Zone 5	21,940	7,866	29,806
Zone 6	14,491	14,450	28,941
CRRU	3,150	-	3,150
Total	140,129	52,688	192,817

911 CALLS FOR SERVICE

Annual Statistical Report

2023

The charts below reflect the 25 most frequent Citizen-Initiated (911) and Officer-Initiated Calls for Service by call type as designated by Allegheny County Emergency Operations Center Dispatchers.

Most Frequent Citizen-Initiated Calls

Call Type	Count
Parking Complaint	9,376
Welfare Check	9,267
Burglar Alarm	9,088
Domestic Violence	5,176
Disorderly Person	4,336
Crash - No Injuries	3,768
Trespass-In Progress/Just Occurred	3,499
Ordinance Complaint	3,390
Verbal Domestic	3,362
Unknown Trouble	3,262
Theft Report	3,086
Traffic Complaint	2,846
Hit & Run No Injuries - Report Only	2,622
Dispute	2,541
Shots Heard By Sensor	2,495
Suspicious Activity	2,405
Drugs Complaint	1,956
Property Report	1,940
Theft From A Vehicle	1,886
Suspicious Person	1,798
Disabled Vehicle	1,783
Fight-Unknown Or No Weapons	1,780
Juvenile Complaint	1,725
Gun-Threatened Or Seen	1,679
Intoxicated Person	1,660

Most Frequent Officer-Initiated Calls

Call Type	Count
Neighborhood Patrol	15,760
Traffic Stop	5,623
PFA Service	4,442
Business Check/Watch	3,187
Police Park & Walk	2,892
Detail - Police	2,158
Subject Stop	1,759
Parking Complaint	1,525
Mayors Complaint	1,246
Warrant Service	863
Unknown Trouble	690
Theft Report	672
Property Report	669
Disabled Vehicle	666
Welfare Check	659
Suspicious Vehicle	642
Traffic Complaint	621
Crash - No Injuries	515
Traffic Post - Police	444
Harassment Report	413
Follow Up - Police	398
Fraud Report	392
Hit & Run No Injuries - Report Only	383
Tow Request	366
Disorderly Person	317

ARRESTS

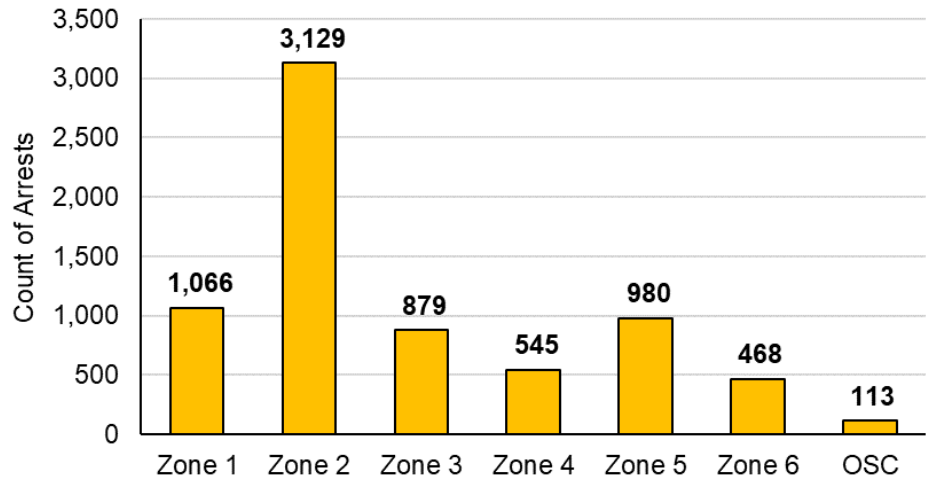
Annual Statistical Report

2023

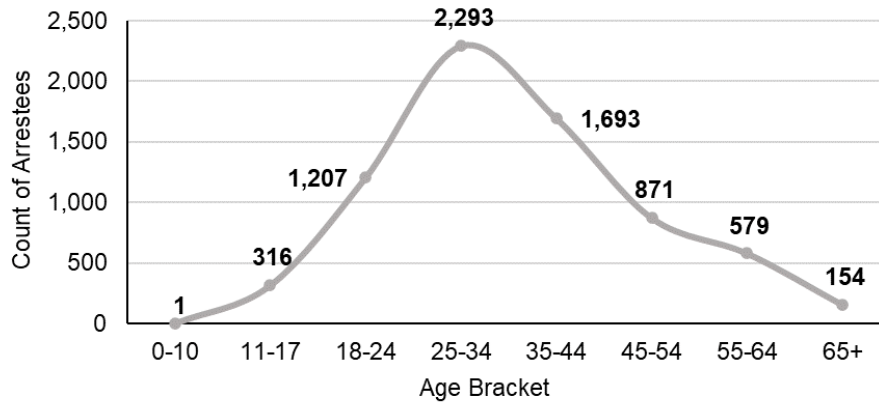
In 2023, 113 arrests occurred outside of city limits, contributing to a total of **7,180 arrests** processed by Pittsburgh Bureau of Police.

Zone	Arrest Count
Zone 1	1,066
Zone 2	3,129
Zone 3	879
Zone 4	545
Zone 5	980
Zone 6	468
OSC	113
Total	7,180

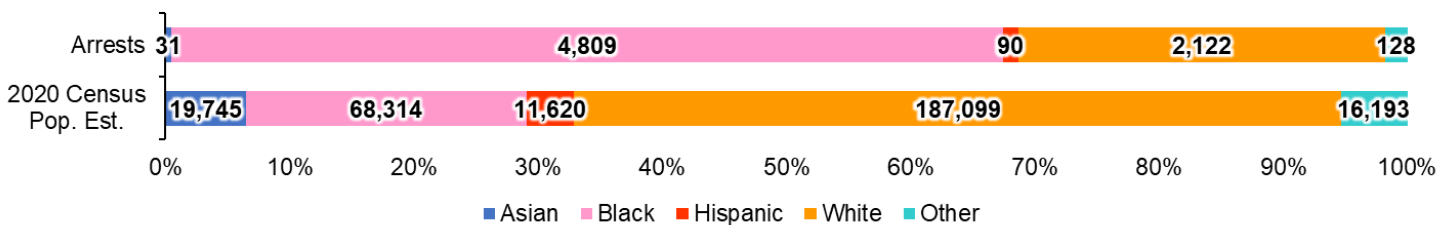
2023 Arrests by Police Zone



Distribution of 2023 Arrestees With Known Age



Estimated Population Demographics vs. 2023 Arrest Demographics



ARRESTS

Annual Statistical Report

2023

2023 Arrest Demographics by Race, Gender, and Age Group

Race/Gender/Age Group	0-10	11-17	18-24	25-34	35-44	45-54	55-64	65+	Unknown	Total
Asian Female	0	0	1	3	0	2	0	1	0	7
Asian Male	0	2	9	1	9	2	1	0	0	24
Asian Unknown	0	0	0	0	0	0	0	0	0	0
Black Female	0	34	227	439	230	124	56	9	12	1,131
Black Male	1	245	691	1,188	713	377	323	100	21	3,659
Black Unknown	0	3	0	7	4	1	2	0	2	19
Hispanic Female	0	0	2	7	2	2	1	0	1	15
Hispanic Male	0	0	12	32	18	6	3	0	3	74
Hispanic Unknown	0	0	0	0	0	0	0	0	1	1
White Female	0	5	71	192	188	91	37	12	7	603
White Male	0	25	168	379	490	252	150	31	16	1,511
White Unknown	0	0	1	2	3	2	0	0	0	8
Unspecified Female	0	1	2	5	8	1	2	0	0	19
Unspecified Male	0	0	22	38	28	11	4	1	1	105
Unspecified Unknown	0	1	1	0	0	0	0	0	2	4
Total	1	316	1,207	2,293	1,693	871	579	154	66	7,180

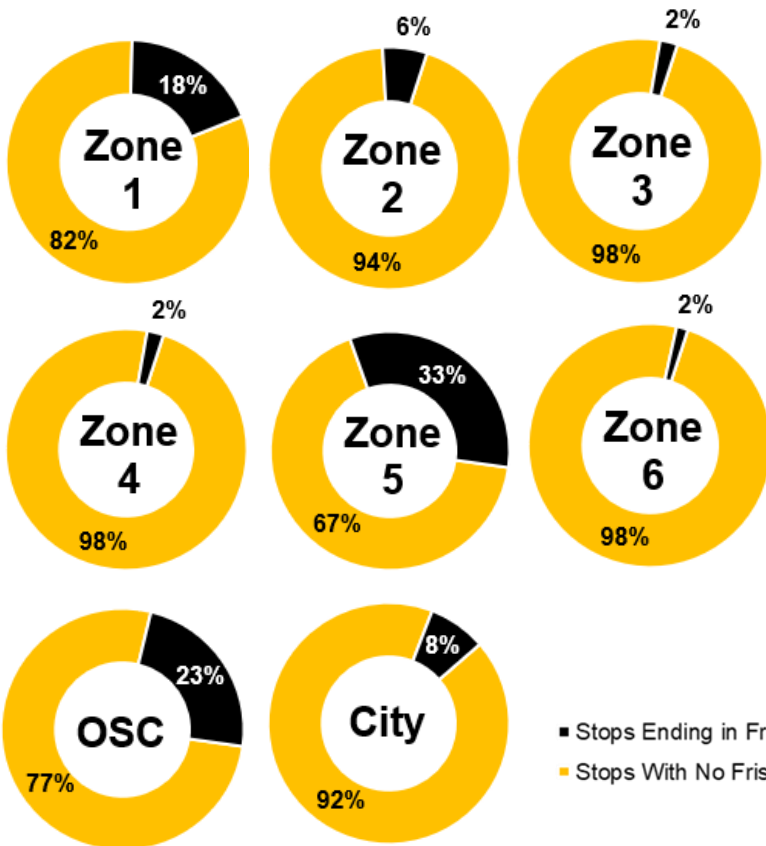
2023 Arrest Demographics by Race, Gender, and Police Zone

Race/Gender/Zone	Zone 1	Zone 2	Zone 3	Zone 4	Zone 5	Zone 6	OSC	Total
Asian Female	1	3	0	3	0	0	0	7
Asian Male	3	9	5	4	0	3	0	24
Asian Unknown	0	0	0	0	0	0	0	0
Black Female	167	535	113	64	189	55	8	1,131
Black Male	557	1,556	389	267	637	184	69	3,659
Black Unknown	2	12	1	1	2	1	0	19
Hispanic Female	2	8	1	0	2	2	0	15
Hispanic Male	12	22	10	6	4	20	0	74
Hispanic Unknown	0	1	0	0	0	0	0	1
White Female	82	250	92	55	53	57	14	603
White Male	228	676	247	128	83	131	18	1,511
White Unknown	0	5	2	1	0	0	0	8
Unspecified Female	1	7	2	5	0	2	2	19
Unspecified Male	10	43	16	11	10	13	2	105
Unspecified Unknown	1	2	1	0	0	0	0	4
Total	1,066	3,129	879	545	980	468	113	7,180

FRISK SEARCH

Annual Statistical Report

2023*



Of the 6,916 individuals involved in 2023 traffic stops, officers frisked a total of **508 individuals**. This accounts for 8% of traffic stops that occurred within the city this year.

Zone	Frisk	No Frisk	Unknown	Total
Zone 1	121	536	14	671
Zone 2	35	556	60	651
Zone 3	38	1,616	71	1,725
Zone 4	35	1,552	60	1,647
Zone 5	245	505	69	819
Zone 6	19	1,238	80	1,337
OSC	15	49	2	66
Total	508	6,052	356	6,916

2023* Frisked Individuals by Race, Gender, and Police Zone

Race/Gender/Zone	Zone 1	Zone 2	Zone 3	Zone 4	Zone 5	Zone 6	OSC	Total
Asian Female	0	0	0	0	0	0	0	0
Asian Male	0	0	0	2	0	0	0	2
Asian Unknown	0	0	0	0	0	0	0	0
Black Female	6	4	3	1	18	3	3	38
Black Male	99	24	24	24	213	5	12	401
Black Unknown	6	4	3	1	18	3	3	38
Hispanic Female	0	0	0	0	0	0	0	0
Hispanic Male	1	0	0	0	2	1	0	4
Hispanic Unknown	0	0	0	0	0	0	0	0
White Female	3	1	3	1	3	1	0	12
White Male	12	6	6	7	6	5	0	42
White Unknown	0	0	0	0	0	0	0	0
Unspecified Female	0	0	1	0	0	0	0	1
Unspecified Male	0	0	1	0	2	4	0	7
Unspecified Unknown	0	0	0	0	1	0	0	1
Total	121	35	38	35	245	19	15	508

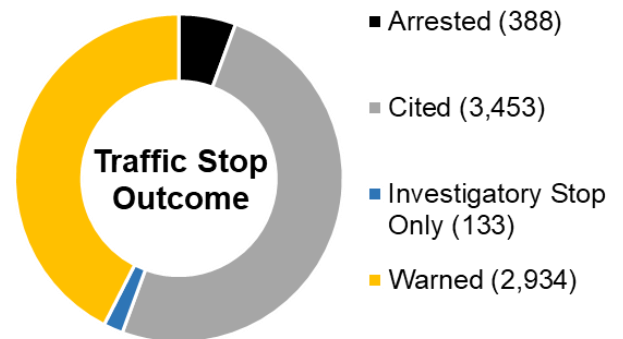
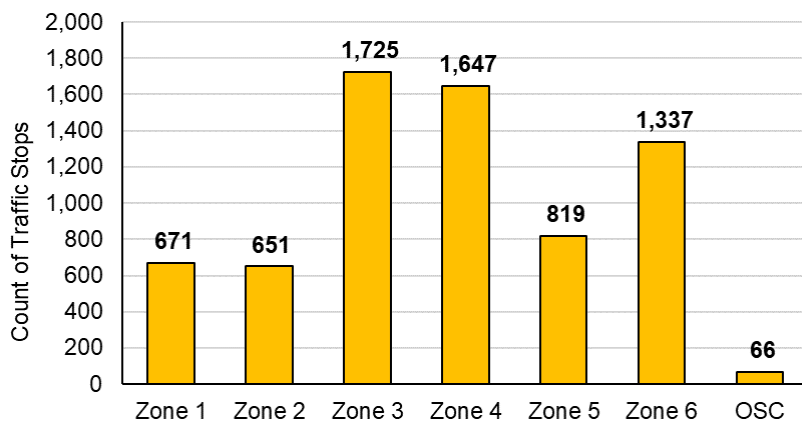
TRAFFIC STOPS

Annual Statistical Report

2023*

In 2023, 66 traffic stops occurred outside of the city limits, contributing to a total of **6,916 stops** conducted by Pittsburgh Bureau of Police.

2023 Traffic Stops by Police Zone



2023* Traffic Stops by Race, Gender, and Stop Outcome

Race/Gender/Outcome	Arrested	Cited	Inv. Stop	Warned	Total
Asian Female	0	21	0	17	38
Asian Male	0	59	0	31	90
Asian Unknown	0	0	0	0	0
Black Female	34	456	24	373	887
Black Male	267	879	58	778	1,982
Black Unknown	0	0	0	1	1
Hispanic Female	0	14	0	18	32
Hispanic Male	5	70	4	58	137
Hispanic Unknown	0	0	0	0	0
White Female	14	545	7	503	1,069
White Male	42	1,070	28	795	1,935
White Unknown	0	3	1	2	6
Unspecified Female	1	35	2	24	62
Unspecified Male	4	189	3	114	310
Unspecified Unknown	0	4	6	1	11
Total	367	3,345	133	2,715	6,560

FRISK SEARCH

Annual Statistical Report

2023*

2023* Frisk Searches by Race, Gender, and Outcome

Race/Gender/Outcome	Arrested	Cited	Investigatory Stop	Warned	Total
Asian Female	0	0	0	0	0
Asian Male	0	0	0	2	2
Asian Unknown	0	0	0	0	0
Black Female	17	6	6	9	38
Black Male	213	82	22	84	401
Black Unknown	0	0	0	0	0
Hispanic Female	0	0	0	0	0
Hispanic Male	2	1	1	0	4
Hispanic Unknown	0	0	0	0	0
White Female	7	0	1	4	12
White Male	20	11	5	6	42
White Unknown	0	0	0	0	0
Unspecified Female	0	0	1	0	1
Unspecified Male	1	3	2	1	7
Unspecified Unknown	0	0	1	0	1
Total	260	103	39	106	508

2023* Frisk Searches by Race, Gender, and Search Result

Race/Gender/Result	Nothing	Evidence	Weapon	Contraband	Total
Asian Female	0	0	0	0	0
Asian Male	1	0	1	0	2
Asian Unknown	0	0	0	0	0
Black Female	13	12	11	14	50
Black Male	111	200	89	180	580
Black Unknown	0	0	0	0	0
Hispanic Female	0	0	0	0	0
Hispanic Male	2	1	0	1	4
Hispanic Unknown	0	0	0	0	0
White Female	5	2	1	4	12
White Male	19	14	6	15	54
White Unknown	0	0	0	0	0
Unspecified Female	1	0	0	0	1
Unspecified Male	5	2	0	0	7
Unspecified Unknown	1	0	0	0	1
Total	158	231	108	214	711

POLICE PURSUITS

Annual Statistical Report

2023

In 2023, 24 police pursuits occurred within city limits while 3 were initiated outside of the city; contributing to a total of **27 police pursuits** involving Pittsburgh Bureau of Police

Police Zone	Pursuit Count
Zone 1	6
Zone 2	2
Zone 3	6
Zone 4	2
Zone 5	7
Zone 6	1
OSC	3
Total	27



2023 Pursuits by Race, Gender, and Age Group

Race/Gender/Age Group	0-10	11-17	18-24	25-34	35-44	45-54	55-64	65+	Unknown	Total
Asian Female	0	0	0	0	0	0	0	0	0	0
Asian Male	0	0	0	0	0	0	0	0	0	0
Asian Unknown	0	0	0	0	0	0	0	0	0	0
Black Female	0	0	0	0	0	0	0	0	0	0
Black Male	0	2	5	4	3	0	0	0	5	19
Black Unknown	0	0	0	0	0	0	0	0	0	0
Hispanic Female	0	0	0	0	0	0	0	0	0	0
Hispanic Male	0	0	0	0	0	0	0	0	0	0
Hispanic Unknown	0	0	0	0	0	0	0	0	0	0
White Female	0	0	0	0	0	0	0	0	0	0
White Male	0	0	1	0	0	0	0	0	0	1
White Unknown	0	0	0	0	0	0	0	0	0	0
Not Enough Information	0	0	0	0	0	0	0	0	7	7
Total	0	2	6	4	3	0	0	0	12	27

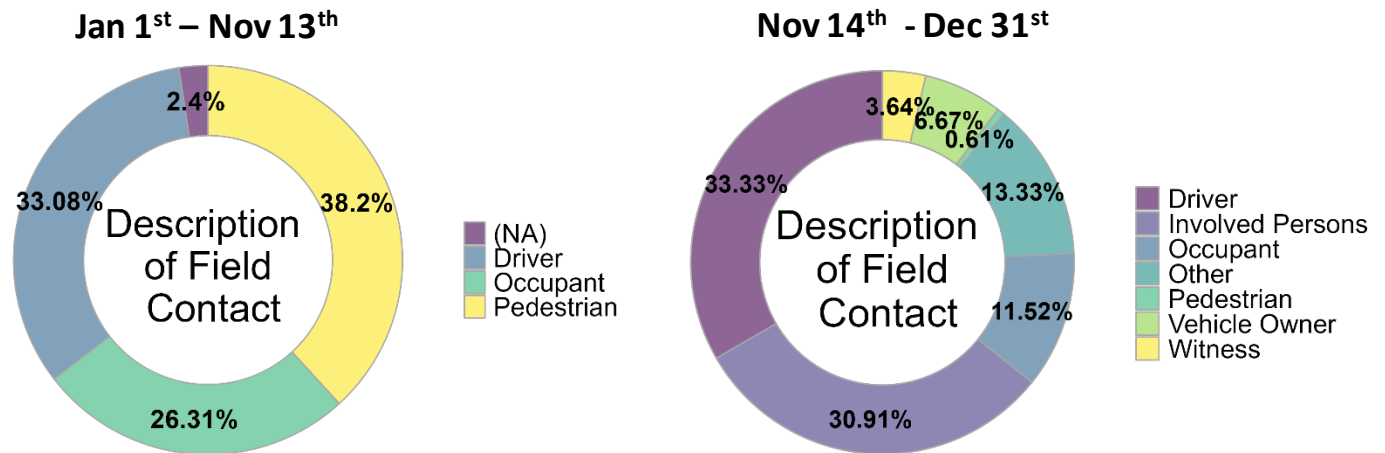
FIELD CONTACTS/WARRANTLESS SEARCH AND SEIZURE

Annual Statistical Report

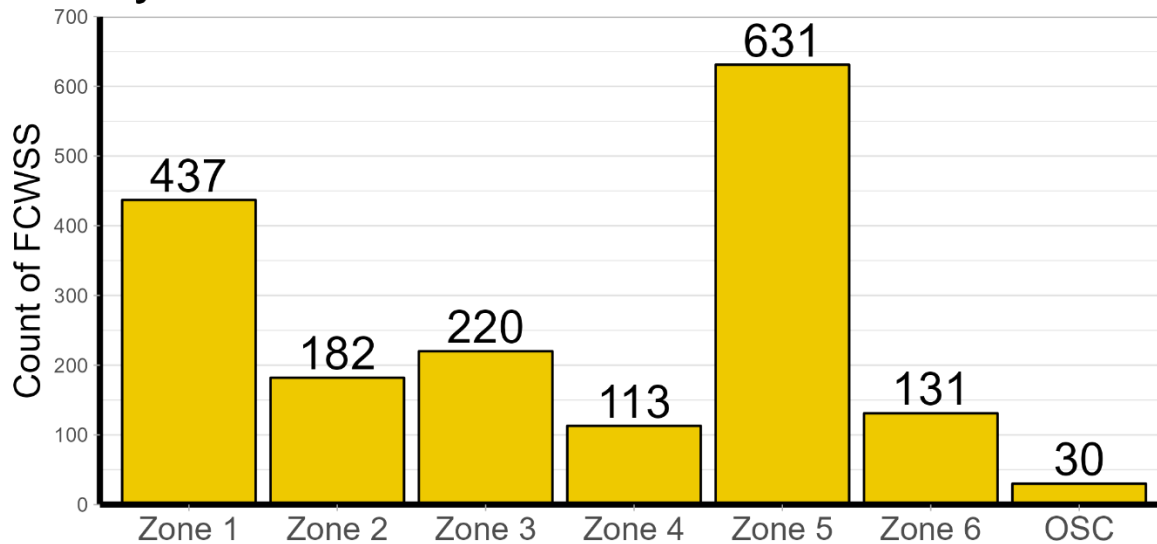
2023

In 2023, 30 field contact/warrantless search and seizures (FCWSS) occurred outside of city limits, contributing to a grand total of **1,744 FCWSS** made by the Pittsburgh Bureau of Police.

With the implementation of the new records management system, more information is gathered for FCWSS. Therefore, separate graphics for field contact descriptions are displayed below, each representing respective proportions before and after the switchover.



2023 Field Contacts/Warrantless Search by Police Zone



FIELD CONTACTS/WARRANTLESS SEARCH AND SEIZURE

Annual Statistical Report

2023

2023 Field Contacts/Warrantless Searches by Race, Gender, and Police Zone

Race/Gender/Zone	Zone 1	Zone 2	Zone 3	Zone 4	Zone 5	Zone 6	OSC	Total
Asian Female	0	0	0	0	0	0	0	0
Asian Male	0	0	1	1	1	1	0	4
Asian Unknown	1	0	0	0	0	0	0	1
Black Female	56	30	31	15	118	17	10	277
Black Male	252	101	117	48	457	61	12	1048
Black Unknown	0	0	0	1	2	1	0	4
Hispanic Female	0	0	0	1	0	0	0	1
Hispanic Male	4	1	0	2	4	4	0	15
Hispanic Unknown	0	0	0	0	0	0	0	0
White Female	40	14	21	9	12	18	4	118
White Male	78	32	48	32	24	26	4	244
White Unknown	0	0	0	0	1	0	0	1
Unspecified Female	1	0	0	0	1	1	0	3
Unspecified Male	4	3	2	3	4	2	0	18
Unspecified Unknown	1	1	0	1	7	0	0	10
Total	437	182	220	113	631	131	30	1744

2023 Field Contact/Warrantless Searches by Race, Gender, and Age Group

Race/Gender/Age Group	0-10	11-17	18-24	25-34	35-44	45-54	55-64	65+	Unknown	Total
Asian Female	0	0	0	0	0	0	0	0	0	0
Asian Male	0	2	2	0	0	0	0	0	0	4
Asian Unknown	0	0	0	0	1	0	0	0	0	1
Black Female	0	31	72	81	47	24	15	4	3	277
Black Male	1	151	292	330	148	51	49	20	6	1048
Black Unknown	0	1	1	1	1	0	0	0	0	4
Hispanic Female	0	0	0	1	0	0	0	0	0	1
Hispanic Male	0	0	4	3	4	4	0	0	0	15
Hispanic Unknown	0	0	0	0	0	0	0	0	0	0
White Female	0	7	17	38	36	11	5	3	1	118
White Male	1	15	43	53	78	28	8	4	4	244
White Unknown	0	0	1	0	0	0	0	0	0	1
Unspecified Female	0	0	0	0	1	1	0	0	1	3
Unspecified Male	0	3	2	6	3	2	0	0	2	18
Unspecified Unknown	0	0	0	0	1	0	0	1	8	10
Total	2	210	434	513	320	121	87	32	25	1744

SUBJECT RESISTANCE / USE-OF-FORCE

Annual Statistical Report

2023

2023 Subject Resistance/Use of Force by Race, Gender, and Incident Type

Race/Gender/Incident Type	Involuntary Commitment	On-View Arrest	Warrant Arrest	Other	Total
Asian Female	0	0	0	0	0
Asian Male	0	1	0	0	1
Asian Unknown	0	0	0	0	0
Black Female	21	76	6	83	187
Black Male	25	306	43	124	498
Black Unknown	0	0	0	0	0
Hispanic Female	0	1	0	0	1
Hispanic Male	3	8	1	3	15
Hispanic Unknown	0	0	0	0	0
White Female	18	23	2	19	62
White Male	23	64	16	33	136
White Unknown	0	0	0	0	0
Unspecified Female	1	0	0	7	8
Unspecified Male	1	6	0	11	18
Unspecified Unknown	0	0	0	0	0
Total	92	485	68	280	925

2023 Initial Use of Force Reason by Subject Race and Gender

Race/Gender/Reason	Defend Self	Defend Another	Subject Safety	Effect Arrest	Other	Total
Asian Female	0	0	0	0	0	0
Asian Male	0	0	0	1	1	2
Asian Unknown	0	0	0	0	0	0
Black Female	51	84	34	125	61	355
Black Male	209	148	60	371	115	902
Black Unknown	0	0	0	0	0	0
Hispanic Female	1	0	0	1	0	2
Hispanic Male	7	5	5	10	4	31
Hispanic Unknown	0	0	0	0	0	0
White Female	20	22	15	37	16	110
White Male	51	42	39	89	31	252
White Unknown	0	0	0	0	0	0
Unspecified Female	2	4	1	0	6	13
Unspecified Male	7	5	3	8	8	31
Unspecified Unknown	0	0	0	0	0	0
Total	348	310	157	642	242	1,698

SUBJECT RESISTANCE / USE-OF-FORCE

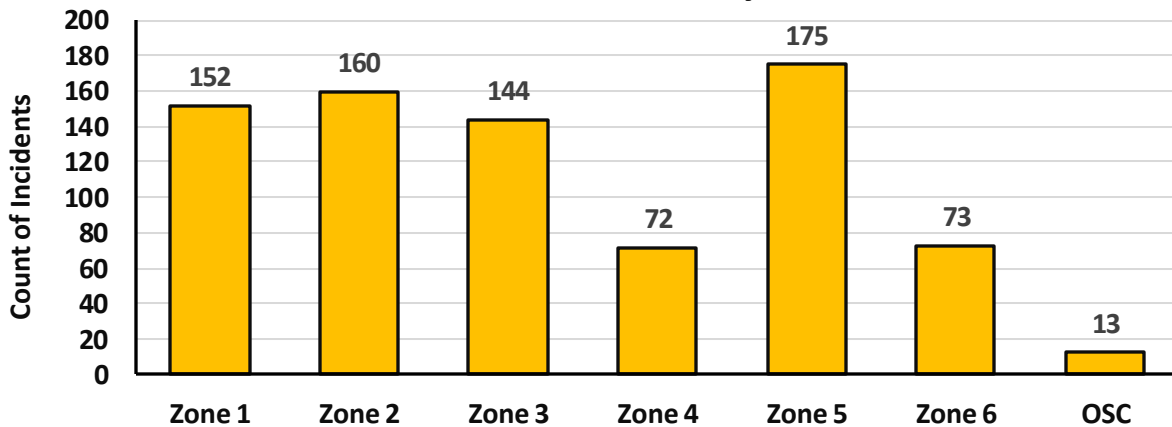
Annual Statistical Report

2023

In 2023, Pittsburgh Bureau of Police officers employed force in **778 incidents** reported across **1,569 subject resistance reports** submitted by officers on-scene. These reports identified **926 individuals** subjected to use-of-force tactics by police.

188 potential suspects were injured or required medical attention. **93 officers reported injuries** during these incidents.

2023 Use of Force Incidents by Police Zone



2022 Use of Force Subjects by Race, Gender, and Police Zone

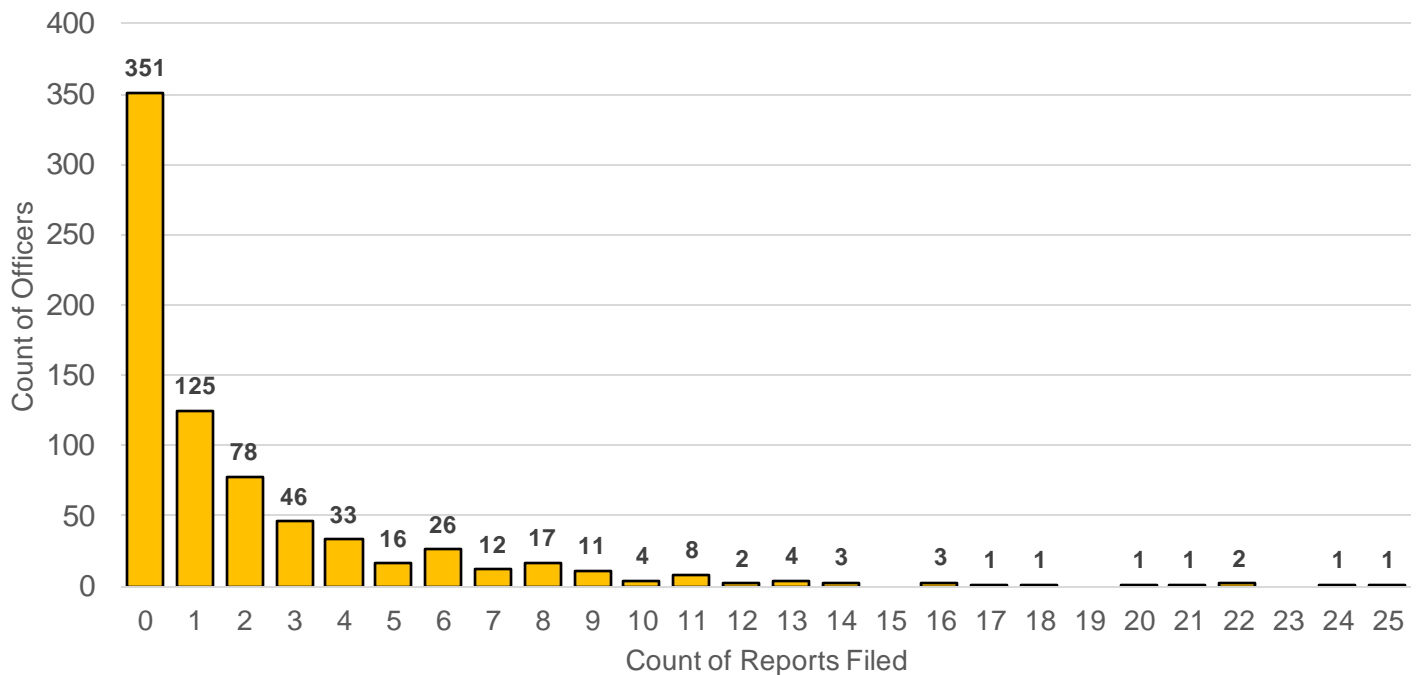
Race/Gender/Zone	Zone 1	Zone 2	Zone 3	Zone 4	Zone 5	Zone 6	OSC	Total
Asian Female	0	0	0	0	0	0	0	0
Asian Male	0	0	0	0	1	0	0	1
Asian Unknown	0	0	0	0	0	0	0	0
Black Female	29	30	61	15	45	4	2	186
Black Male	89	99	68	39	148	42	113	498
Black Unknown	0	0	0	0	0	0	0	0
Hispanic Female	0	1	0	0	0	0	0	1
Hispanic Male	1	3	5	1	0	5	0	15
Hispanic Unknown	0	0	0	0	0	0	0	0
White Female	18	10	12	7	7	7	1	62
White Male	33	27	33	13	9	19	2	136
White Unknown	0	0	0	0	0	0	0	0
Unspecified Female	0	1	6	1	0	0	0	8
Unspecified Male	5	1	3	4	3	2	0	18
Unspecified Unknown	0	0	0	0	0	0	0	0
Total	175	172	188	80	214	79	18	925

SUBJECT RESISTANCE / USE-OF-FORCE

Annual Statistical Report

2023

2023 Subject Resistance Reports Filed by Individual Officers



2022 Subject Resistance/Use of Force by Race, Gender, and Age Group

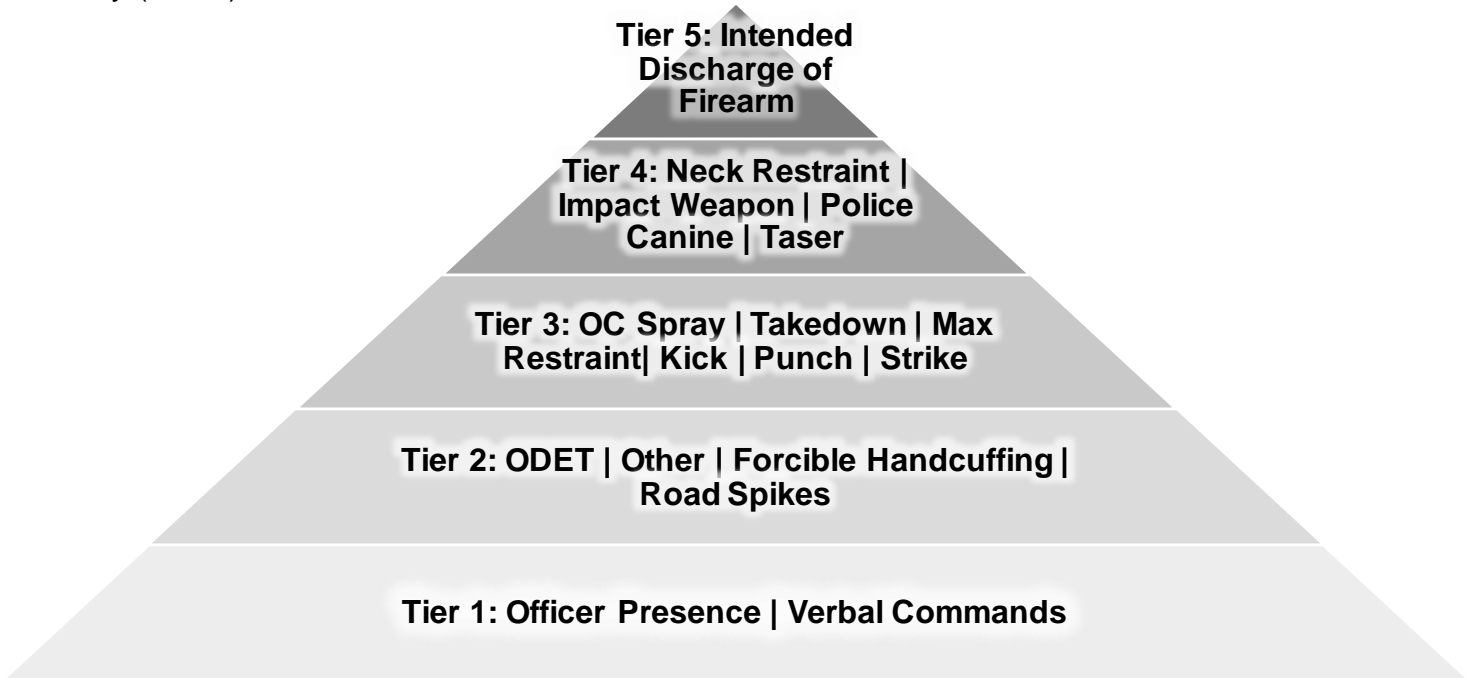
Race/Gender/Age Group	0-10	11-17	18-24	25-34	35-44	45-54	55-64	65+	Unknown	Total
Asian Female	0	0	0	0	0	0	0	0	0	0
Asian Male	0	0	0	0	0	0	0	0	1	1
Asian Unknown	0	0	0	0	0	0	0	0	0	0
Black Female	1	24	58	52	22	6	4	2	17	187
Black Male	0	74	129	143	73	29	21	5	24	498
Black Unknown	0	0	0	0	0	0	0	0	0	0
Hispanic Female	0	0	0	0	0	0	0	0	1	1
Hispanic Male	0	0	7	3	3	0	0	0	2	15
Hispanic Unknown	0	0	0	0	0	0	0	0	0	0
White Female	0	5	11	13	15	5	3	2	8	62
White Male	0	6	30	34	31	19	3	2	11	136
White Unknown	0	0	0	0	0	0	0	0	0	0
Unspecified Female	0	1	1	0	0	0	0	0	6	8
Unspecified Male	0	2	2	5	4	0	0	0	5	18
Unspecified Unknown	0	0	0	0	0	0	0	0	0	0
Total	1	112	238	251	148	59	31	11	75	925

SUBJECT RESISTANCE / USE-OF-FORCE

Annual Statistical Report

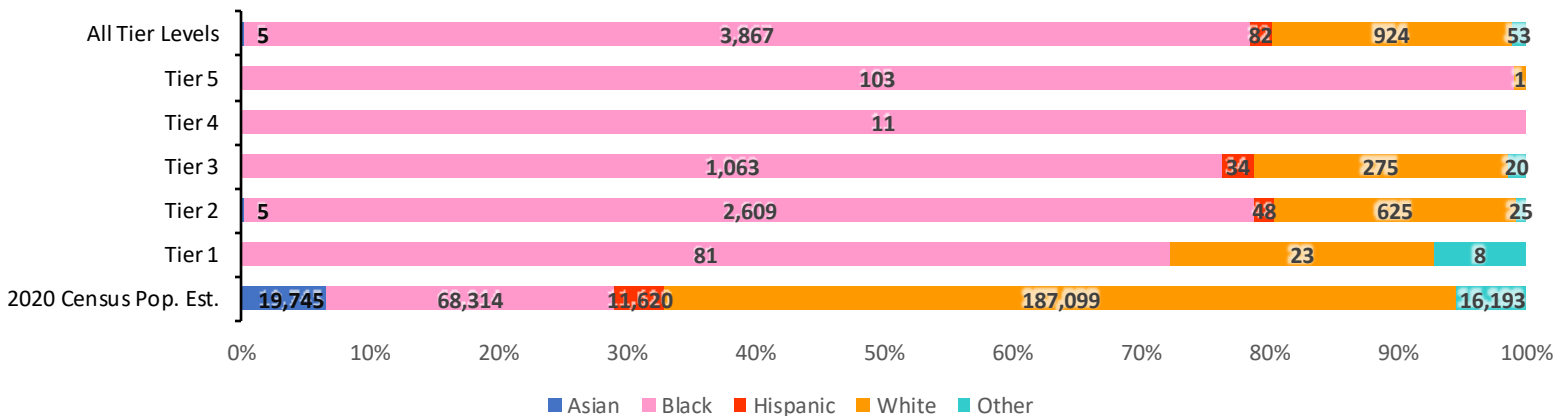
2023

Use of Force Tiers comprise of the following police actions ordered from lowest (Tier 1) to highest severity (Tier 5):



Officers can report multiple types of force within a single use of force report. Therefore, sums of the below counts exceed the total number of reports.

Estimated Population Demographics Vs. 2023 Potential Suspect Demographics by Use of Force Tier Level

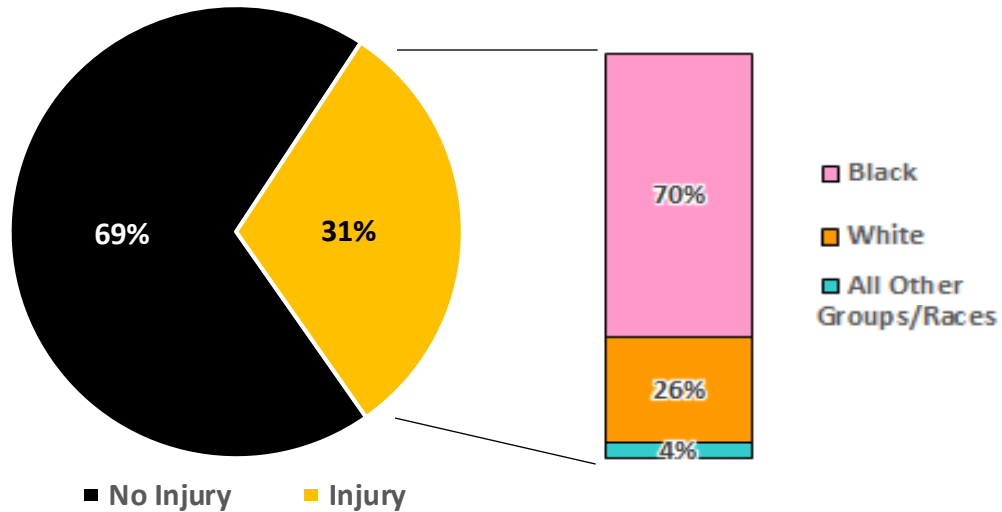


SUBJECT RESISTANCE / USE-OF-FORCE

Annual Statistical Report

2023

Comparison of Injured vs. Uninjured Subjects in 2023 Use of Force Incidents



2022 Use of Force Subjects Level of Treatment Received for Injury by Race and Gender

Race/Gender	Self Treatment/EMS	Treated/Admitted	Treated/Released	Treatment Refused	None	Total
Asian Female	0	0	0	0	0	0
Asian Male	0	0	0	0	1	1
Asian Unknown	0	0	0	0	0	0
Black Female	19	13	19	9	126	186
Black Male	46	24	61	7	360	498
Black Unknown	0	0	0	0	0	0
Hispanic Female	0	0	0	0	1	1
Hispanic Male	0	4	2	1	8	15
Hispanic Unknown	0	0	0	0	0	0
White Female	5	12	3	1	41	62
White Male	12	22	15	3	84	136
White Unknown	0	0	0	0	0	0
Unspecified Female	1	0	0	0	7	8
Unspecified Male	2	2	0	0	14	18
Unspecified Unknown	0	0	0	0	0	0
Total	85	77	100	21	642	925

SUBJECT RESISTANCE / USE-OF-FORCE

Annual Statistical Report

2023

Types of Subject Resistance comprise of the following scenarios ordered from lowest to highest level of threat:

- **Passively Resisted:** Unresponsive to officer presence/commands
- **Failed Verbal Command:** Verbally reject's officer's commands
- **Defensively Resisted:** Attempts to evade officer
- **Actively Resisted:** Employs physical action to prevent officer's control of subject
- **Assaultive Behavior:** Attempts to attack officer and/or others

Seeing as a subject can exhibit multiple types of resistance throughout the interaction, below counts are limited to the highest level of threat exhibited by the subject within the officer's report. Duplicates remain from the multiple types of force an officer can employ in a single report, so totals exceed the number of reports submitted.

2023 Use of Force by Subject Race, Resistance Level, Type of Force Employed by Officers

Subject Resistance Level	Police Use of Force Tier	Asian	Black	Hispanic	White	Unspecified	Total
Passively Resistance	Tier 1	0	0	0	0	0	0
	Tier 2	0	25	0	6	0	31
	Tier 3	0	5	0	0	0	5
Failed Verbal Command	Tier 1	0	9	0	3	0	12
	Tier 2	0	762	15	128	17	922
	Tier 3	0	19	0	2	0	21
	Tier 4	0	1	0	0	0	1
Defensively Resisted	Tier 1	0	41	0	20	8	69
	Tier 2	5	1444	11	348	3	1811
	Tier 3	0	709	17	154	7	887
	Tier 4	0	10	0	0	0	10
	Tier 5	0	1	0	0	0	1
Actively Resisted	Tier 1	0	31	0	0	0	31
	Tier 2	0	336	10	141	5	492
	Tier 3	0	309	13	119	13	454
	Tier 4	0	0	0	1	0	1
	Tier 5	0	0	0	0	0	0
Assaultive Behavior	Tier 1	0	0	0	0	0	0
	Tier 2	0	42	12	2	0	56
	Tier 3	0	21	4	0	0	25
	Tier 4	0	0	0	0	0	0
	Tier 5	0	102*	0	0	0	102

Note. The (*) indicates the Garfield neighborhood incident in which a barricade shootout occurred.

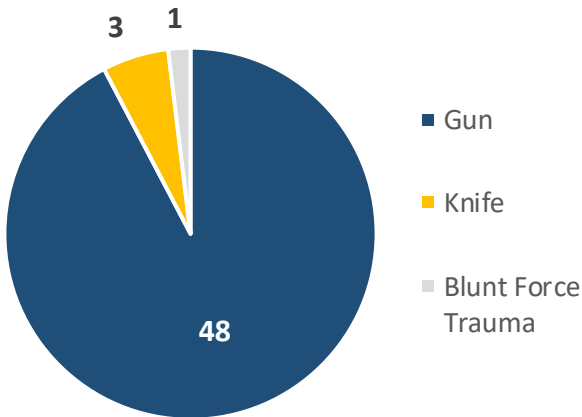
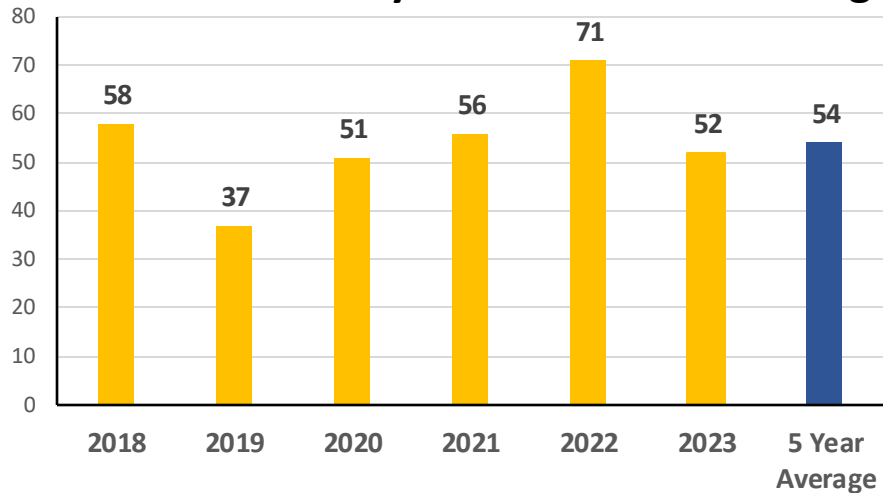
Homicide Analysis

Annual Statistical Report

2023

The 2023 year consisted of 52 homicides in the City of Pittsburgh. This is a 26.8% decrease from last year (71). Of these incidents 95% involved a firearm.

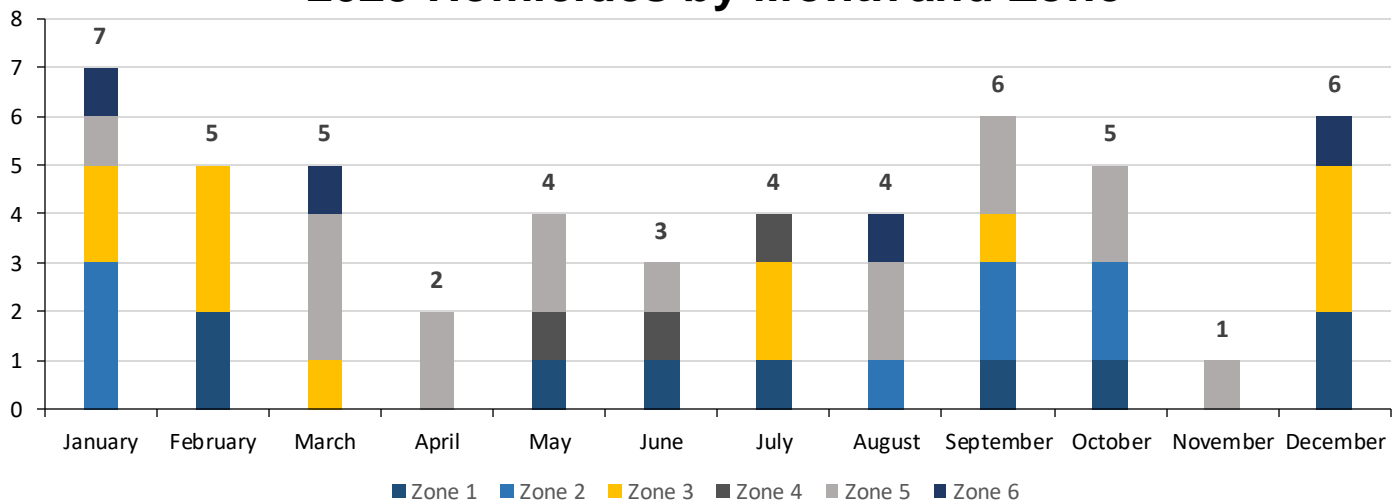
Homicide Count by Year and 5 Year Average



2023 Homicides by Zone

Zone	Homicide Count
Zone 1	9
Zone 2	8
Zone 3	12
Zone 4	3
Zone 5	16
Zone 6	4
Total	52

2023 Homicides by Month and Zone



Homicide Analysis

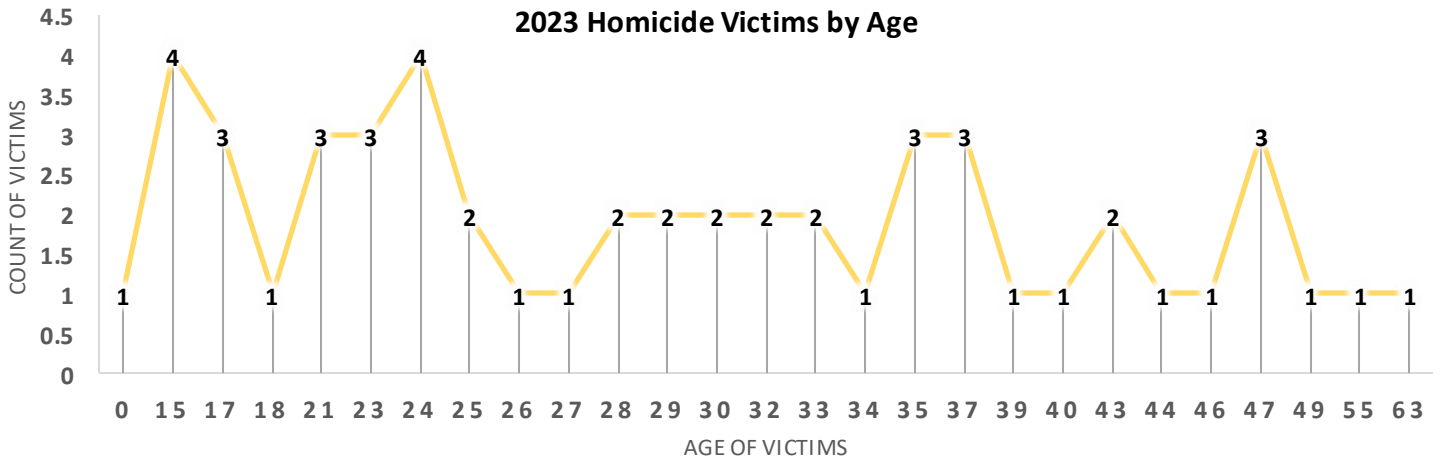
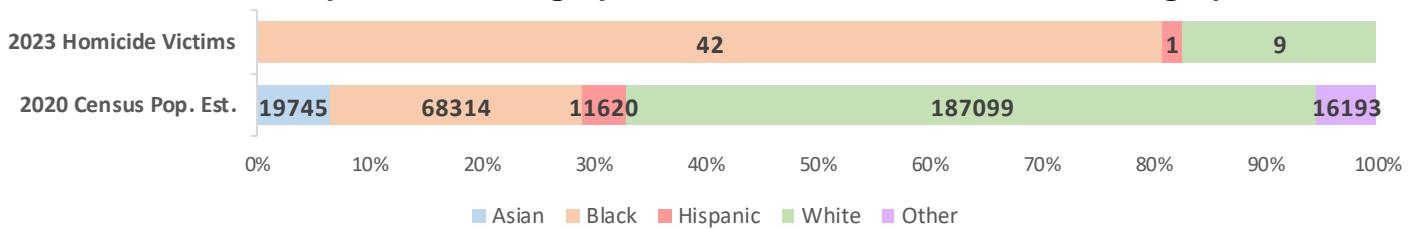
Annual Statistical Report

2023

2023 Homicide Victims by Race, Gender, and Age Group

Race/Gender/Age Group	0-17	18-24	25-34	35-44	45-54	55-64	65+	Total
Asian Female	-	-	-	-	-	-	-	0
Asian Male	-	-	-	-	-	-	-	0
Asian Unknown	-	-	-	-	-	-	-	0
Black Female	-	2	2	2	2	-	-	8
Black Male	8	8	7	6	3	2	-	34
Black Unknown	-	-	-	-	-	-	-	0
Hispanic Female	-	-	-	-	-	-	-	0
Hispanic Male	-	-	-	1	-	-	-	1
Hispanic Unknown	-	-	-	-	-	-	-	0
White Female	-	-	-	-	-	-	-	0
White Male	-	1	6	2	-	-	-	9
White Unknown	-	-	-	-	-	-	-	0
Unspecified Female	-	-	-	-	-	-	-	0
Unspecified Male	-	-	-	-	-	-	-	0
Unspecified Unknown	-	-	-	-	-	-	-	0
Total	8	11	15	11	5	2	0	52

Estimated Population Demographics vs 2023 Homicide Victim Demographics



Non-Fatal Shootings Analysis

Annual Statistical Report

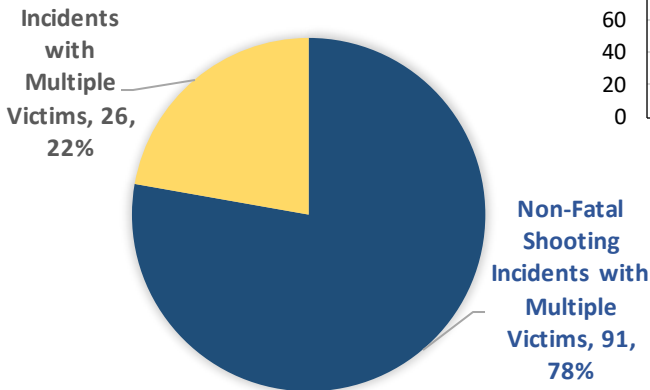
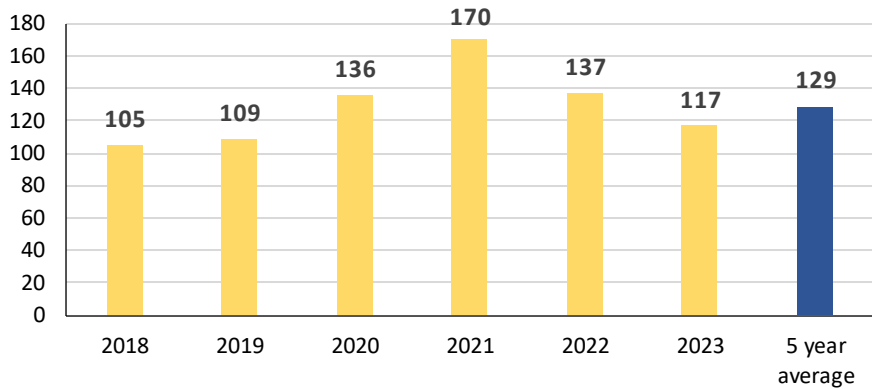
2023

2023 NFS by Zone

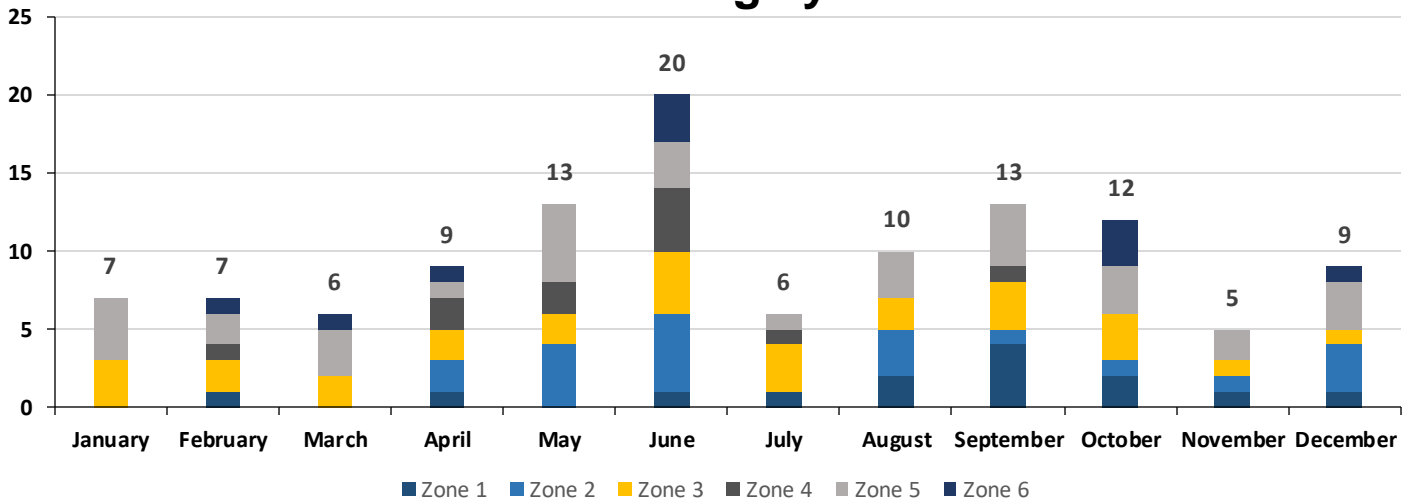
Zone	Non-Fatal Shooting Incident Count
Zone 1	36
Zone 2	25
Zone 3	25
Zone 4	5
Zone 5	35
Zone 6	11
Total	137

In 2023, there were **117 non-fatal shooting (NFS) incidents**, forty-one (26, 14%) had 2 or more victims. In total, there were **145 victims**.

NFS Count by Year and 5 Year Average



2023 Non-Fatal Shooting by Month and Zone



Non-Fatal Shootings Analysis

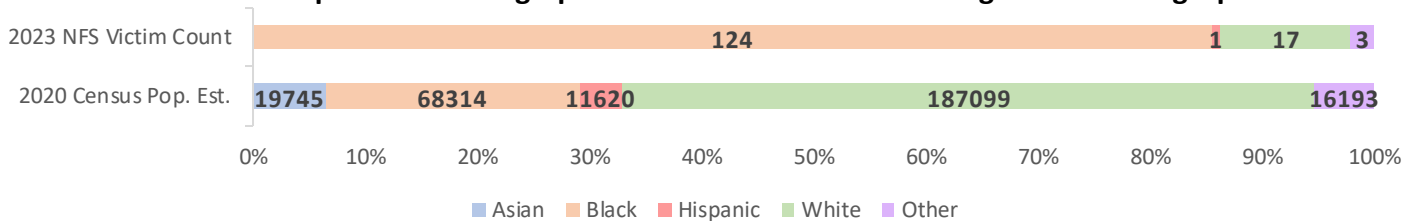
Annual Statistical Report

2023

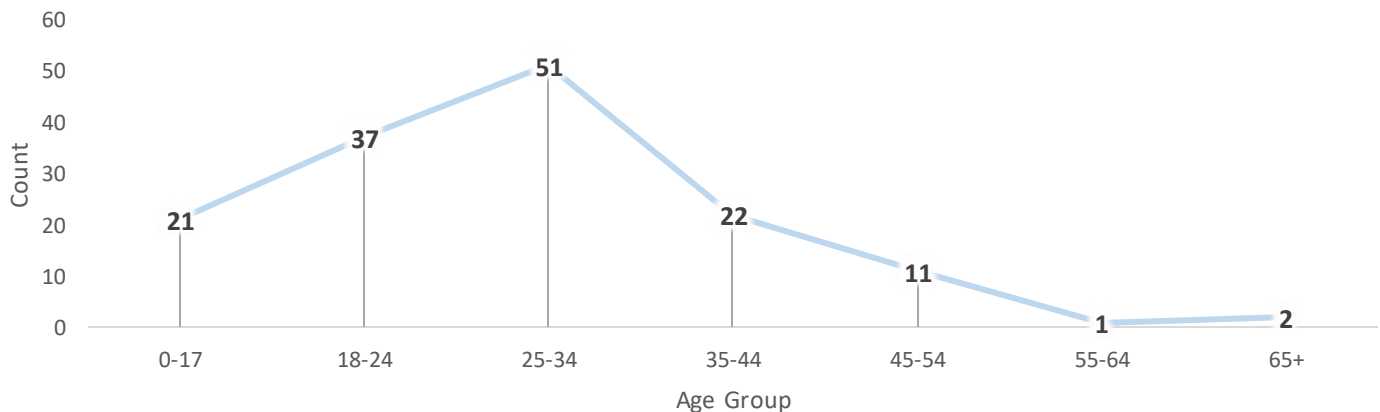
2023 Non-Fatal Shooting Victims by Race, Gender, and Age

Race/Gender/Age Group	0-17	18-24	25-34	35-44	45-54	55-64	65+	Total
Asian Female	-	-	-	-	-	-	-	0
Asian Male	-	-	-	-	-	-	-	0
Asian Unknown	-	-	-	-	-	-	-	0
Black Female	3	2	10	5	2	-	-	22
Black Male	17	30	32	14	7	1	1	102
Black Unknown	-	-	-	-	-	-	-	0
Hispanic Female	-	-	-	-	-	-	-	0
Hispanic Male	-	1	-	-	-	-	-	1
Hispanic Unknown	-	-	-	-	-	-	-	0
White Female	-	-	3	2	-	-	-	5
White Male	1	4	3	1	2	-	1	12
White Unknown	-	-	-	-	-	-	-	0
Unspecified Female	-	-	1	-	-	-	-	1
Unspecified Male	-	-	2	-	-	-	-	2
Unspecified Unknown	-	-	-	-	-	-	-	0
Total	21	37	51	22	11	1	2	145

Estimated Population Demographics vs 2023 Non-Fatal Shooting Victim Demographics



2023 Non-Fatal Shooting Victims by Age





Domestic Violence Unit

2023 Annual Report

The data outlined in this report reflects figures from the Pittsburgh Bureau of Police Domestic Violence Unit (PBP DVU) case log, which is compiled of reported incidents. These cases were juxtaposed with Intimate Partner Violence calls for service (IPV CFS) that were received by the Allegheny County Emergency Operations Center (EOC) for Pittsburgh Police response. In 2023, **1,338 Intimate Partner Violence incidents** were reported to have occurred in City of Pittsburgh jurisdiction.

The data evidenced in this report reflects Domestic Violence incidents that involve intimate partners only. Intimate Partner Violence (IPV) describes harmful acts that could include physical, emotional, financial, psychological, or sexual behaviors that occur between heterosexual or same-sex couples. In order to account for multi-victimization, where a victim experiences more than one IPV incident throughout the year, this report reflects the total number of individual Intimate Partner Violence incidents that occurred in 2023. Some data, such as victim demographics, may count information multiple times for one victim. In serving to treat each incident independent from one another, a more accurate picture of criminal activity and police response is evidenced, since each individual incident of Domestic Violence has unique components. Several victims may have experienced polyvictimization, where a victim experiences multiple types of victimization during an incident. However, as this report focuses on Intimate Partner Violence, polyvictimization may not be readily evidenced.

Intimate Partner Violence incidents were determined by responding Pittsburgh Bureau of Police Officers using departmental policy, training and experience, and the guidelines offered in the Maryland Lethality Assessment Protocol (LAP). The LAP is an identification tool used to determine which victims of Intimate Partner Violence are at the greatest risk of being seriously injured or killed by their intimate partners. The Domestic Violence Unit is referred every case in which a Lethality Assessment screen was completed, either by the victim or by the responding officer. In November 2023, the Records Management System (RMS) reporting system was introduced bureau-wide. The system has required continuous user learning and adjustment. During the transition from APRS to RMS, and the subsequent transition of UCR reporting to NIBRS reporting, case management was converted, and a designation of Intimate Partner Violence crimes may have been corrected through narrative and supplemental reports.

Due to the complexity of Domestic Violence cases, it is possible that the data below includes calls that extend beyond Intimate Partner Violence.

Prepared by
Domestic Violence Crime Analyst Erin Frank

Analytic Findings

- In 2023, **1,338 total Intimate Partner Violence** incidents occurred in the City of Pittsburgh jurisdiction. The total number of incidents were calculated from the total number of Lethality Assessment Protocol (LAP) screenings conducted during the year *(Table 1)*.
 - During this year, PBP officers served **31 Protection from Abuse Orders (PFA) (0.02%)** in which an LAP was simultaneously completed *(Table 2)*.
- Zone 5 experienced the greatest number of Intimate Partner Violence calls **(281 calls, 21%)** *(Table 2)*.
 - Zone 4 experienced the lowest number of Intimate Partner Violence calls **(142 calls, 11%)** *(Table 2)*.
- Majority of IPV calls occurred during the P.M. Shift **(567 calls, 42%)** *(Figure 2)*.
- Majority of Intimate Partner Violence Incidents occurred on Sundays **(249 calls, 19%)** *(Figure 3)*.
- Of the **1,338 Intimate Partner Violence incidents** that occurred during 2023, **709 (53%)** resulted in a subsequent arrest on-scene of the incident *(Figure 4)*.
 - Zone 3 had the greatest number of on-scene IPV arrests with **145 total arrests (11%)** *(Figure 5)*.
 - **294 total actors (22%)** were subsequently arrested following the execution of a warrant from an Intimate Partner Violence incident *(Figure 4)*.
- **10 Pittsburgh Bureau of Police Officers** were injured during a response to **7 separate IPV Incidents** this year *(Table 4)*.
- Majority of Lethality Assessment Protocol (LAP) Screenings were conducted on-scene of an incident **(972 LAPs, 71%)** *(Figure 6)*.
 - The Domestic Violence Unit conducted **7 LAPs** after the initial incidents occurred *(Figure 6)*.
 - **287 victims (21%)** declined to take part in the Lethality Assessment Protocol after an Intimate Partner Violence incident occurred *(Figure 6)*.
- Majority of victims who took part in the Lethality Assessment Protocol screened in as High Danger **(734 High Danger Screens, 53%)** *(Table 6)*.
- The Domestic Violence Unit completed approximately **2,111 follow-up phone calls** to victims *(Table 7)*.

**Note:* All percentages in this report are rounded up to next whole number. This was calculated using the hundredth place of a calculated decimal. Percentages less than 10 were calculated using the thousandth place of a calculated decimal.



TABLE 1
2019-2023 Annual Comparison

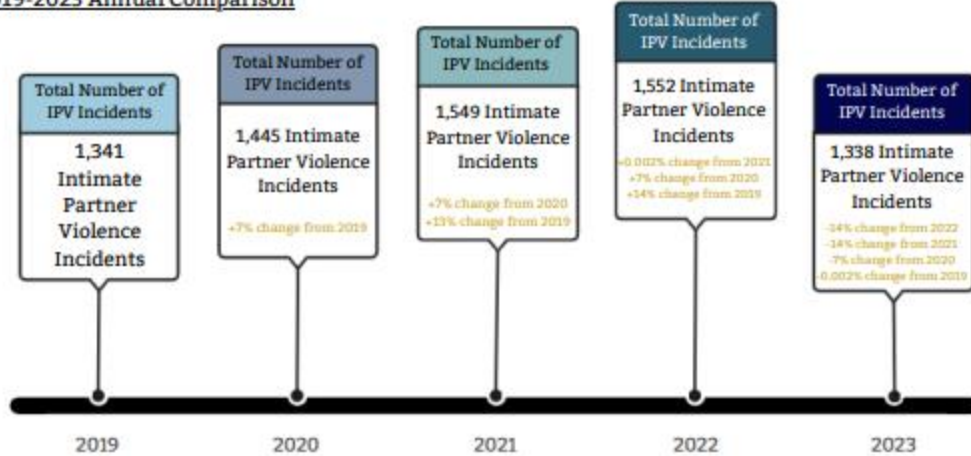


TABLE 2
Total Number of IPV Incidents by Month and PBP Zone

	Zone 1	Zone 2	Zone 3	Zone 4	Zone 5	Zone 6	Total
January	32	16	19	11	33	23	134 (10%)
February	15	13	21	6	27	16	98 (7%)
March	9	18	19	11	28	22	107 (8%)
April	20	24	20	16	27	12	119 (9%)
May	20	15	19	13	27	19	113 (8%)
June	23	22	27	15	22	21	130 (9%)
July	23	15	20	14	24	25	121 (9%)
August	18	14	26	14	27	22	121 (9%)
September	32	18	29	12	27	23	141 (10%)
October	19	15	15	11	12	21	93 (7%)
November	15	12	24	10	13	19	93 (7%)
December	12	8	14	9	13	9	65 (5%)
Homicide	0	0	1	0	1*	1	3 (0.002%)
Total	238 (18%)	190 (14%)	254 (19%)	142 (11%)	281 (21%)	233 (17%)	1338
PFA Service	22	2	1	5	1	0	31 (0.02%)
Incidents that Occurred Prior to 2022	1	2	0	1	2	0	6 (0.004%)
Total	261 (19%)	194 (14%)	255 (19%)	148 (11%)	284 (20%)	233 (17%)	1375

Note: Several Protection from Abuse Orders (PFA) were served by PBP Officers who also completed a corresponding LAP. These instances of PFA Service were not directly correlated with an active IPV Incident but may have followed an IPV incident, potentially generating an additional case number on an established victim already working with the DVU. As the act of PFA Service does not denote a current instance of criminal activity where both the victim and actor are on scene, these statistics are only noted in subsequent graphs accordingly. Per PBP Policy, the plaintiff listed in the PFA Service, where an LAP was completed, was followed up with by a DVU Detective to ensure safety of persons involved.

Note 2: In 2023, the Domestic Violence Unit investigated 6 cases that occurred prior to January 1st, 2023 but were reported at some point in 2023. These cases may have been delayed in reporting or further investigation led them to be assigned to the Domestic Violence Unit. These incidents are not included in subsequent statistics, unless otherwise noted, in order to ensure accuracy for 2023 statistics.

Note 3: One Homicide that occurred in Zone 5 was a result of an incident that occurred in 2022. It is included in 2023 Homicide statistics as the victim passed away during this year. It is notated by an asterisk.

Note 4: In November 2023, the Records Management System (RMS) was introduced bureau-wide. Due to continuous learning and data warehousing transitions, statistics for November and December 2023 may have been affected. These issues were corrected through the use of reporting narratives and supplemental reports.

FIGURE 1
Total Number of Intimate Partner Violence Calls for Service per PBP Zone

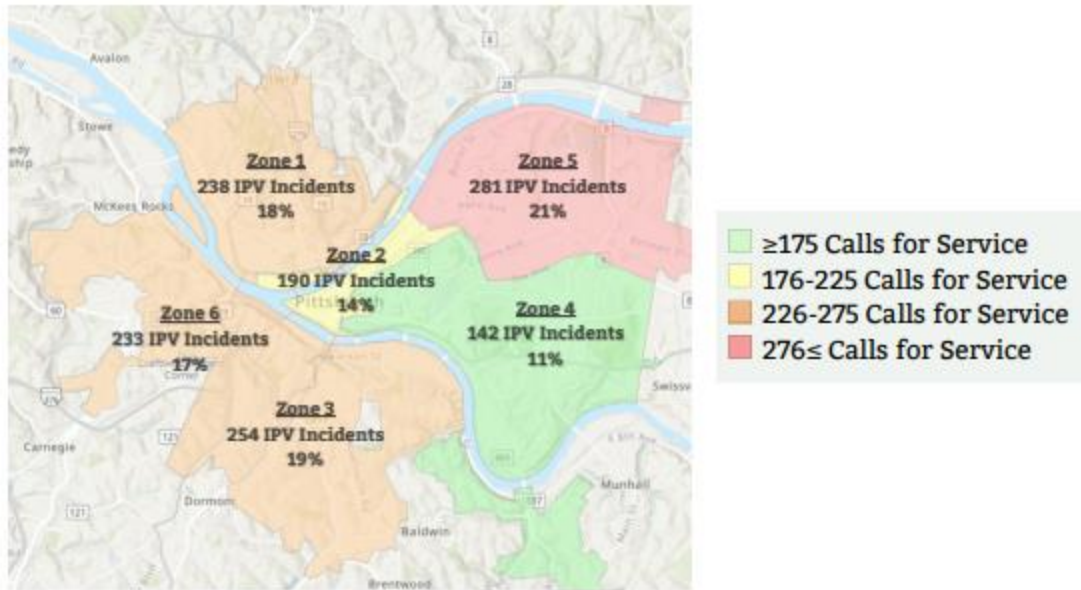


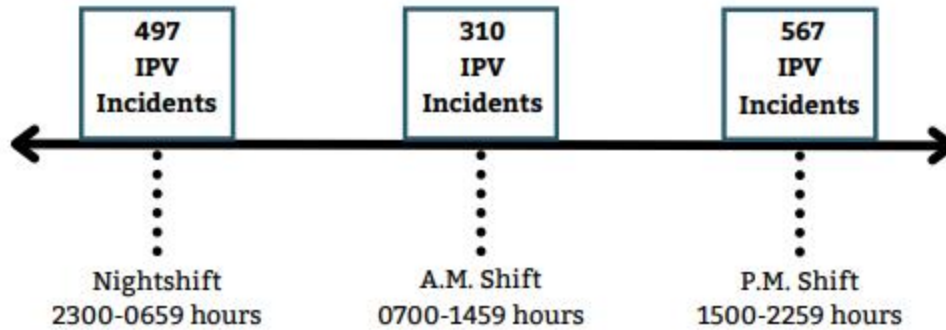
TABLE 3
Type of Weapon Involved in an Intimate Partner Violence Incident

Type of Weapon	Total Number of Incidents
Involved Firearm Only	27
Involved Knife or Bladed Object Only	19
Involved Privately Owned Vehicle (POV)	7
Involved Object Used as a Weapon	54
Involved Burns or Arson	2
Involved Property Damage	24
Involved Strangulation	204
Involved Strangulation and Firearm or Knife	11
Involved Strangulation and PFA Violation	1
Involved Strangulation and Rape or Sexual Assault	1
Involved Hands Only	557
Involved Hands and Firearm or Knife	24
Involved Hands and Other Object	36
Involved Hands and Other Body Part	18
PFA or ICC Violation	44
Involved Stalking or Repeated Harassment	21
Involved Rape or Sexual Assault	9
Threatening Text Messages or Voicemails	34
Verbal Threats	92
Unknown Object	5
None Listed	148

Note: Where 'object' may include any object that is not a firearm, knife, vehicle, or part of the human body. Object describes any material that may be used in a weaponized manner.

Note 2: Multiple incidents involved the presence of several weapons, which would have allowed for placement in multiple categories. For accuracy, the weapon considered to be most life-threatening determined which category the incident was listed under, unless otherwise noted.

FIGURE 2
Total Number of Intimate Partner Violence Calls for Service per Shift

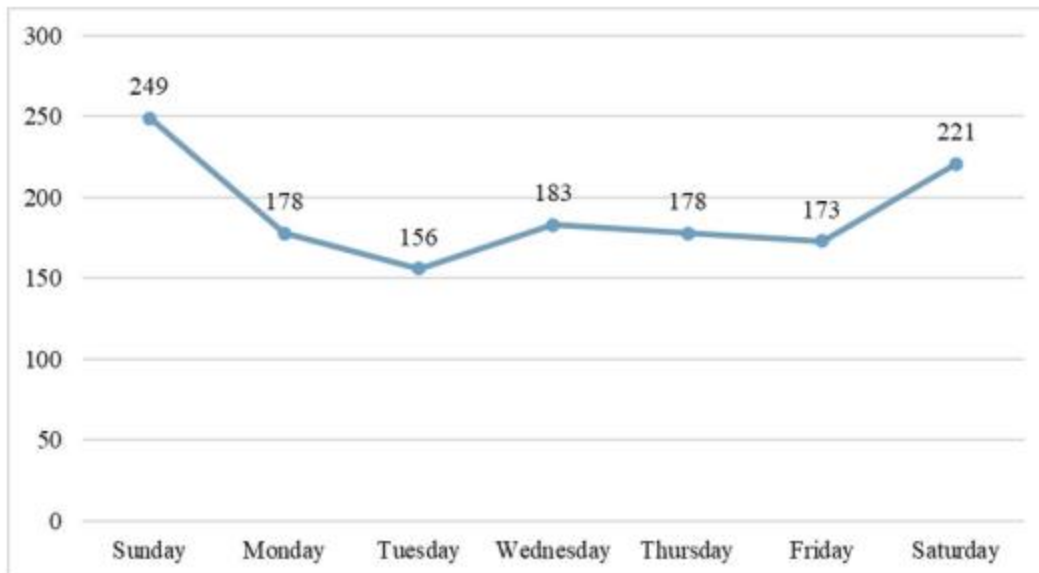


Note: Figure 2 analyzes the working Pittsburgh Bureau of Police shift in which each Intimate Partner Violence incident was reported. Due to delayed reporting, or other circumstances, it is likely that some incidents were reported on a different shift than they initially occurred.

Note 2: Calls for Service that occurred in 2022 or prior were included in this graphic as they required a zone officer response in 2023. Calls for Service that required PFA Service were also included as PFA Service often indicates that an active or recent Intimate Partner Violence incident has occurred.

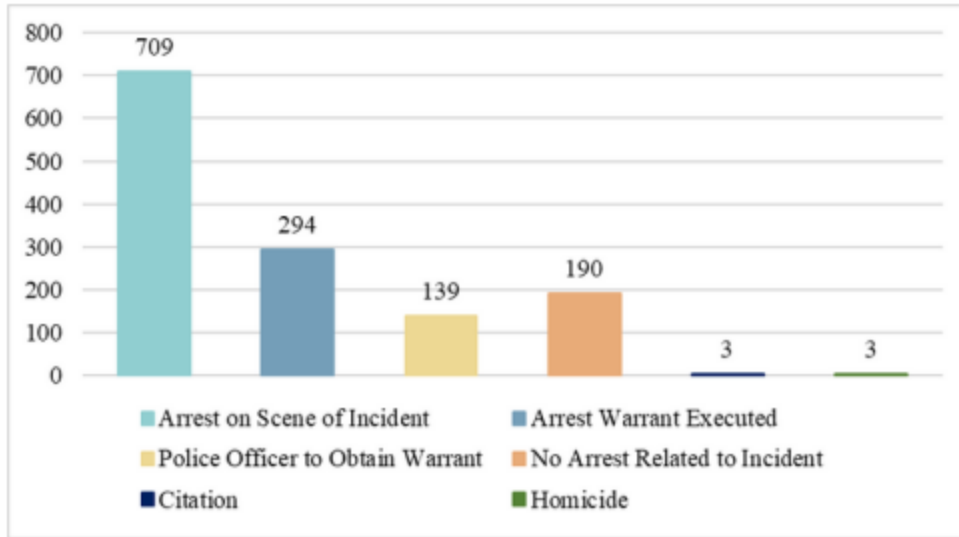
Note 3: One delayed homicide that occurred in 2023, but was a result of an incident that occurred in 2022, was not noted in the above graphic. This is due to officer response occurring in 2022, instead of 2023.

FIGURE 3
Total Number of Intimate Partner Violence Incidents per Day of the Week



The graphs below outline the total number of Intimate Partner Violence Arrests that were made during the year of this report. These figures are most accurate at the time this report has been compiled and they are subject to change after the listed publication date. Arrest on Scene of Incident refer to arrests made while officers were still working the active incident. The arrest may have been made at a location different than where the incident scene was located.

FIGURE 4
Total Number of Intimate Partner Violence Incident Arrests



Note: Homicide investigations are assigned to the Pittsburgh Bureau of Police's Violent Crime Unit (VCU). DVU Detectives support, but do not investigate, cases of Homicide. Due to ongoing investigations, Intimate Partner Violence Homicide arrests are subject to change throughout the course of a VCU investigation.

FIGURE 5
Total Number of Intimate Partner Violence Incident On-View Arrests per Zone

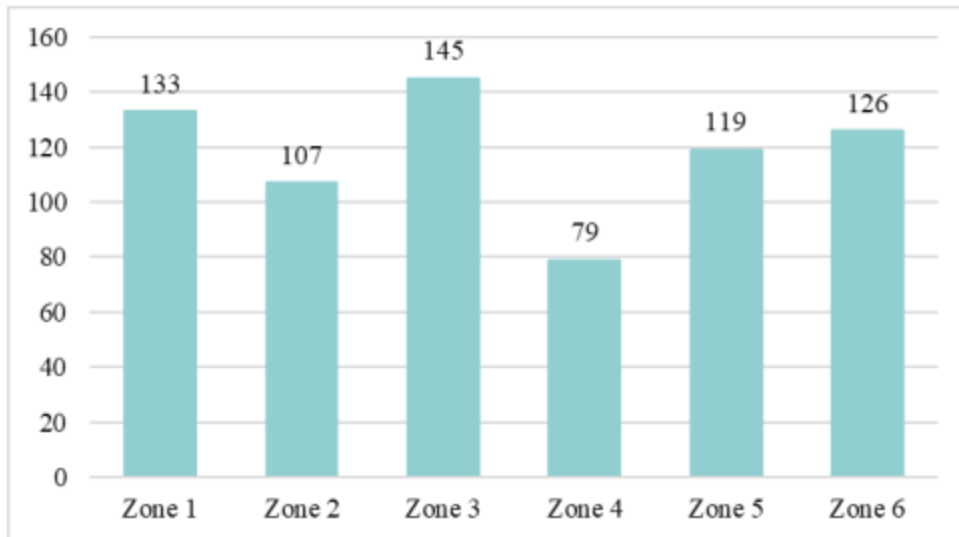


TABLE 4
Officer Safety Statistics during Intimate Partner Violence Response

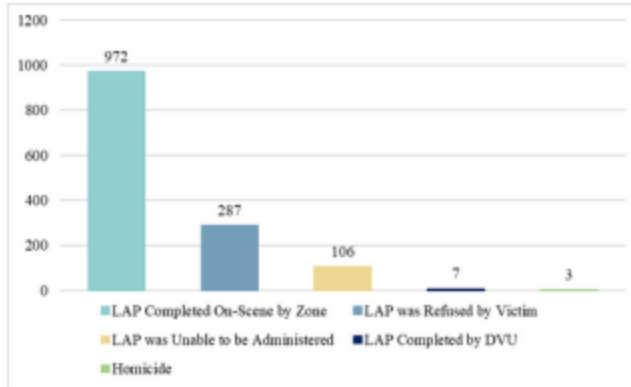
<i>Officer Safety Incidents</i>	<i>Total Number of Incidents</i>
Firearm Involvement During an Intimate Partner Violence Incident	
Firearm Seized (Not Reported Stolen)	19
Firearm Stolen	3
Firearm Found	1
Firearm Recovered	4
Firearm Seized (Reported Stolen)	3
Total	30
Type of Subject Resistance	
Active Resistance by Subject	29
Non-Physical Force Utilized by PBP Officer to Effect Arrest	11
Total	40
Use of Force on Resisting Subject	
Physical Force Utilized	15
Taser Utilized	2
Firearm Aimed at Subject (Not Discharged)	7
Taser and Firearm Aimed (Not Discharged)	2
Taser and Physical Force Utilized	2
Hails from Responding Utilized Officer	6
Foot Pursuit	2
Total	36
Type of Injury Received by Subject During a Police Encounter	
Actor Injury that Resulted from a Police Encounter	7
Actor Injury that Resulted Prior to a Police Encounter	3
Total	10
Type of Subject-Initiated Pursuit	
Foot Pursuit	8
Vehicle Pursuit	0
Total	8
Injuries Incurred by PBP Officers During Response to an Intimate Partner Violence Incident	
Number of PBP Officers Injured During Incident	10
Number of Incidents where a PBP Officer was Injured	7

Note: Use of the term 'Subject' is utilized in the above graphs as the statistics are not limited to IPV Actors. Victim or third-party subjects on scene may have engaged in one of the categories above.

Note 2: Non-Physical Force Utilized by PBP Officer to Effect Arrest refers to PBP Officers that took precautionary methods when interacting with an IPV subject, even though the subject may not have been actively resisting. These actions have fallen under PBP Policy that required a Use of Force form to be completed.

Intimate Partner Violence Victim Profile

FIGURE 6
Lethality Assessment Protocol Screenings Conducted with Victim



The Maryland Lethality Assessment Protocol (LAP) is an identification tool used to determine which victims of Intimate Partner Violence are at the greatest risk of being seriously injured or killed by their intimate partners. Utilizing a series of questions answered during victim interviews, first responders are able to make a determination on the level of danger a victim of Intimate Partner Violence is currently experiencing.

The LAP is used to determine lethality levels only in cases of Intimate Partner Violence and is not used in cases where the victim and actor's relationship is familial or non-intimate partner.

Note: LAP was Unable to be Administered refers to a variety of circumstances where the victim was unable to complete the LAP. Several investigations remain ongoing and the status of contact with a victim is likely to change after the publication of this report.

Note 2: All LAPs assigned to the DVU in 2023 were included in the above graph, including PFA Service with LAP completion and IPV incidents that occurred prior to, but were reported in, 2022. An LAP is unable to be completed in instances of homicide.

FIGURE 7
Gender of the Victim

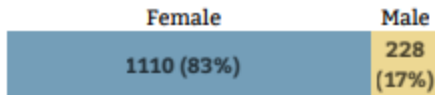


FIGURE 8
Race/Ethnicity of the Victim

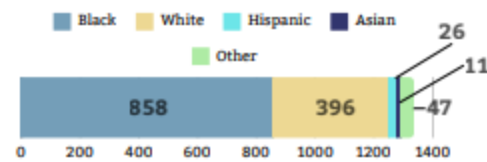


FIGURE 9
Number of Reported Injuries




TABLE 5

Age of Victim	Total
≥18 years of age	42
19-29 years of age	503
30-39 years of age	477
40-49 years of age	195
50-59 years of age	85
60≤ years of age	36

TABLE 6

Lethality Assessment Protocol (LAP) Screen Referral Score	Total
High Danger	734
Non-High Danger	203
High Danger- PO Belief	211
Victim Declined/Refused	142
Unable to Contact to Administer	82
Homicide	3

TABLE 7

Total Number of Phone Calls and Home Visits Completed	
One Follow-Up Phone Call	930
Two Follow-Up Phone Calls	169
Three Follow-Up Phone Calls	251
Four or More Follow-Up Phone Calls	22
Homicide	3
Total Number of Follow-Up Phone Calls	2111+
Total Number of Home Visits	18

Note: Home Visits are conducted by DVU detectives as a result of being unable to contact a victim in a timely manner. In certain cases, Home Visits may also be completed as a response to concern for a victim's immediate safety. Home Visits serve to ensure a victim's safety and provide the victim with safety resources.

Note 2: PFA Service and incidents that occurred prior to 2023, but were reported in 2023, were included in this table, as the victims in these cases received support from the Domestic Violence Unit. Follow-Up Calls are not completed in incidents of Homicide.

Intimate Partner Violence Actor Profile

TABLE 8
PFA Service by Zone and Shift where an LAP was Completed

	Nightshift		A.M. Shift	P.M. Shift	Total
	2300-0659 hours		0700-1459 hours	1500-2259 hours	
Zone 1	16	2	2	2	22
Zone 2	-	-	2	-	2
Zone 3	-	-	1	-	1
Zone 4	1	-	4	-	5
Zone 5	-	-	1	-	1
Zone 6	-	-	-	-	0
Total	19	2	10	2	31

PFA Service
 PFA Service with Weapons Relinquishment

Note: PFA Service and PFA Service with Weapons Relinquishments are determined by a court order and are served in accordance with Pennsylvania law. The above table outlines only PFA Service for an IPV case where an LAP was also completed for victim safety. **Table 8** does not outline PFA service for Non-Intimate Partner Violence incidents or PFA service where an LAP was not completed.

TABLE 9

Age of Actor	Total
≥18 years of age	19
19-29 years of age	434
30-39 years of age	468
40-49 years of age	216
50-59 years of age	113
60≤ years of age	42
Unknown	46

FIGURE 10
Gender of the Actor

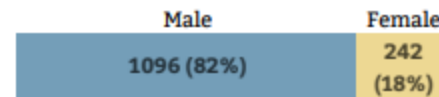


FIGURE 11
Race/Ethnicity of the Actor

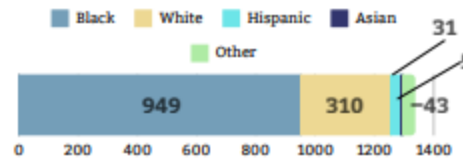
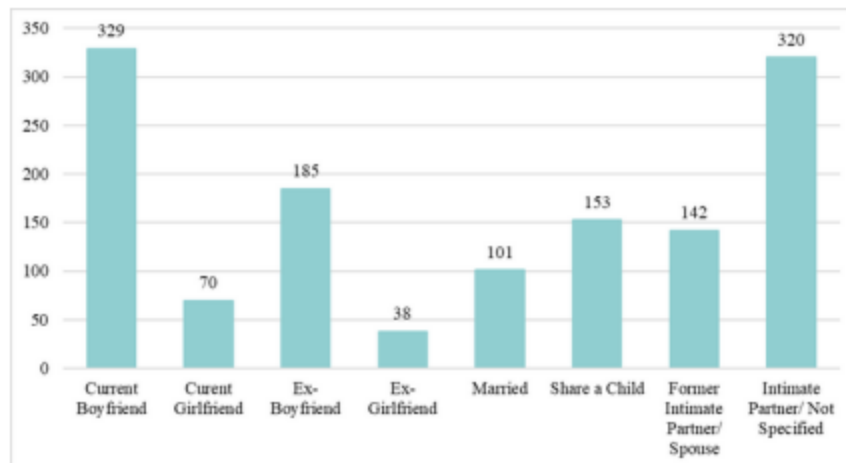


FIGURE 12
Actor-Victim Relationship



Crime by Neighborhood

Annual Statistical Report

2023*

Part I Offenses known to Law Enforcement	Allegheny Center	Allegheny West	Allentown	Arlington	Arlington Heights
Murder	0	0	2	0	1
Rape	1	0	1	1	0
Robbery	8	0	6	2	2
Agg. Assault	2	0	13	5	3
Part I Violent Crime Total	11	0	22	8	6
Burglary	4	2	10	12	3
Theft	33	8	48	28	5
Vehicle Theft	5	1	7	9	1
Arson	0	1	0	0	0
Part I Property Crime Total	42	12	65	49	9
Part I Incident Total	53	12	87	57	15

Part II Offenses Known to Law Enforcement	Allegheny Center	Allegheny West	Allentown	Arlington	Arlington Heights
Forgery	4	0	0	0	0
Simple Assault	28	4	55	32	21
Fraud	6	4	10	8	1
Embezzlement	0	1	0	0	0
Receiving Stolen Prop	2	0	2	0	0
Vandalism	5	2	30	5	3
Carry Weapon	5	1	2	5	1
Prostitution	0	0	0	0	0
Sex Offense	2	1	1	0	0
Drug Offense	9	0	5	1	1
Endangering Children	1	0	2	3	0
DUI	0	4	2	1	0
Liquor Laws	0	0	0	0	0
Public Drunkenness	1	1	1	0	0
Disorderly Conduct	4	0	5	3	0
Other	19	3	19	21	2
Part II Incident Total	86	21	134	79	29
Grand Total	139	33	221	136	44

Crime by Neighborhood

Annual Statistical Report

2023*

Part I Offenses known to Law Enforcement	Banksville	Bedford Dwellings	Beechview	Beltzhoover	Bloomfield
Murder	0	1	2	0	1
Rape	1	3	1	0	1
Robbery	1	6	5	0	9
Agg. Assault	3	13	7	6	6
Part 1 Violent Crime Total	5	23	15	6	17
Burglary	5	10	7	8	16
Theft	23	27	63	21	158
Vehicle Theft	2	7	17	8	11
Arson	0	0	1	0	1
Part 1 Prop. Crime Total	30	44	88	37	186
Part 1 Incident Total	35	67	103	43	203

Part II Offenses Known to Law Enforcement	Banksville	Bedford Dwellings	Beechview	Beltzhoover	Bloomfield
Forgery	2	1	3	0	4
Simple Assault	22	59	65	10	47
Fraud	12	7	27	11	36
Embezzlement	0	0	0	0	0
Receiving Stolen Prop	0	3	0	2	0
Vandalism	10	28	25	17	35
Carry Weapon	1	8	6	7	1
Prostitution	0	0	0	0	0
Sex Offense	0	1	3	1	2
Drug Offense	0	1	25	0	3
Endangering Children	0	2	3	1	3
DUI	1	1	10	1	7
Liquor Laws	0	0	1	0	0
Public Drunkenness	1	2	2	0	0
Disorderly Conduct	2	6	9	0	17
Other	7	25	31	15	31
Part II Incident Total	58	144	210	65	186
Grand Total	93	211	313	108	389

Crime by Neighborhood

Annual Statistical Report

2023*

Part I Offenses known to Law Enforcement	Bluff	Bon Air	Brighton Heights	Brookline	California-Kirkbride
Murder	0	0	2	0	1
Rape	3	0	2	2	0
Robbery	13	2	5	5	1
Agg. Assault	9	5	11	17	2
Part 1 Violent Crime Total	25	7	20	24	4
Burglary	4	3	15	27	2
Theft	92	7	61	117	24
Vehicle Theft	7	9	17	16	1
Arson	2	0	2	0	0
Part 1 Property Crime Total	105	19	95	160	27
Part 1 Incident Total	130	26	115	184	31

Part II Offenses Known to Law Enforcement	Bluff	Bon Air	Brighton Heights	Brookline	California-Kirkbride
Forgery	6	0	0	3	2
Simple Assault	65	7	62	108	15
Fraud	9	4	21	45	8
Embezzlement	0	0	1	0	0
Receiving Stolen Prop	1	2	4	0	0
Vandalism	29	3	26	33	8
Carry Weapon	6	3	7	4	1
Prostitution	1	0	0	0	0
Sex Offense	6	0	0	3	0
Drug Offense	26	0	7	7	2
Endangering Children	0	0	0	2	0
DUI	2	4	8	4	1
Liquor Laws	0	0	1	0	1
Public Drunkenness	3	0	3	1	1
Disorderly Conduct	11	0	17	16	0
Other	77	7	25	35	10
Part II Incident Total	242	30	182	261	49
Total	372	56	297	445	80

Crime by Neighborhood

Annual Statistical Report

2023*

Part I Offenses known to Law Enforcement	Carrick	Central Business District	Central Lawrenceville	Central Northside	Central Oakland
Murder	3	2	0	1	0
Rape	4	7	0	1	1
Robbery	20	67	0	4	9
Agg. Assault	26	56	5	9	9
Part 1 Violent Crime Total	53	132	5	15	19
Burglary	47	37	5	9	8
Theft	128	570	54	43	115
Vehicle Theft	33	36	5	3	4
Arson	1	3	0	0	5
Part 1 Property Crime Total	209	646	64	55	132
Part 1 Incident Total	262	778	69	70	151

Part II Offenses Known to Law Enforcement	Carrick	Central Business District	Central Lawrenceville	Central Northside	Central Oakland
Forgery	5	16	0	3	2
Simple Assault	141	416	21	32	24
Fraud	45	77	13	16	12
Embezzlement	0	3	0	0	2
Receiving Stolen Prop	3	3	0	0	1
Vandalism	61	115	15	21	28
Carry Weapon	8	11	2	3	2
Prostitution	0	1	1	0	0
Sex Offense	3	24	4	1	1
Drug Offense	24	103	1	18	3
Endangering Children	3	1	1	2	0
DUI	7	8	0	0	5
Liquor Laws	0	6	0	0	6
Public Drunkenness	3	124	1	1	3
Disorderly Conduct	29	104	13	4	10
Other	87	235	20	24	15
Part II Incident Total	419	1247	92	125	114
Grand Total	681	2025	161	195	265

Crime by Neighborhood

Annual Statistical Report

2023*

Part I Offenses known to Law Enforcement	Chartiers City	Chateau	Crafton Heights	Crawford-Roberts	Duquesne Heights
Murder	0	0	0	0	0
Rape	0	3	0	2	0
Robbery	1	3	1	2	2
Agg. Assault	1	1	12	12	1
Part 1 Violent Crime Total	2	7	13	16	3
Burglary	1	2	13	7	0
Theft	2	29	29	65	24
Vehicle Theft	0	3	14	11	4
Arson	0	1	0	1	1
Part 1 Property Crime Total	3	35	56	84	29
Part 1 Incident Total	5	42	69	100	32

Part II Offenses Known to Law Enforcement	Chartiers City	Chateau	Crafton Heights	Crawford-Roberts	Duquesne Heights
Forgery	1	2	0	1	0
Simple Assault	2	27	42	49	4
Fraud	1	3	16	19	7
Embezzlement	0	0	0	0	0
Receiving Stolen Prop	0	2	0	1	1
Vandalism	2	12	12	27	9
Carry Weapon	1	5	23	5	2
Prostitution	0	2	0	0	0
Sex Offense	0	11	3	6	0
Drug Offense	0	4	0	8	0
Endangering Children	0	0	1	2	0
DUI	2	4	2	1	2
Liquor Laws	0	0	0	0	0
Public Drunkenness	0	3	0	2	0
Disorderly Conduct	1	2	9	5	1
Other	4	13	22	23	8
Part II Incident Total	14	90	130	149	34
Grand Total	19	132	199	249	66

Crime by Neighborhood

Annual Statistical Report

2023*

Part I Offenses known to Law Enforcement	East Allegheny	East Carnegie	East Hills	East Liberty	Elliott
Murder	0	0	2	0	1
Rape	1	1	1	4	1
Robbery	16	0	6	22	3
Agg. Assault	8	0	24	16	5
Part 1 Violent Crime Total	25	1	33	42	10
Burglary	10	0	7	9	6
Theft	97	0	42	272	35
Vehicle Theft	4	1	9	15	12
Arson	2	0	2	2	0
Part 1 Property Crime Total	113	1	60	298	53
Part 1 Incident Total	138	2	93	340	63

Part II Offenses Known to Law Enforcement	East Allegheny	East Carnegie	East Hills	East Liberty	Elliott
Forgery	7	0	0	8	2
Simple Assault	49	1	70	115	35
Fraud	14	1	11	31	5
Embezzlement	0	0	0	1	0
Receiving Stolen Prop	6	0	8	2	0
Vandalism	11	1	24	38	24
Carry Weapon	7	0	22	11	7
Prostitution	0	0	0	0	0
Sex Offense	4	0	0	2	1
Drug Offense	75	0	9	16	3
Endangering Children	0	0	5	5	1
DUI	7	0	1	0	2
Liquor Laws	0	0	0	3	0
Public Drunkenness	10	0	0	0	2
Disorderly Conduct	5	1	7	12	5
Other	39	0	23	56	19
Part II Incident Total	234	4	180	300	106
Grand Total	372	6	273	640	169

Crime by Neighborhood

Annual Statistical Report

2023*

Part I Offenses Known To Law Enforcement	Esplen	Fairywood	Fineview	Friendship	Garfield
Murder	0	0	0	0	2
Rape	1	0	1	0	0
Robbery	0	1	1	2	2
Agg. Assault	0	1	4	5	6
Part 1 Violent Crime Total	1	2	6	7	10
Burglary	2	0	6	2	16
Theft	8	9	20	40	48
Vehicle Theft	1	2	4	6	4
Arson	1	0	1	0	1
Part 1 Property Crime Total	12	11	31	48	69
Part 1 Incident Total	13	13	37	55	79

Part II Offenses Known to Law Enforcement	Esplen	Fairywood	Fineview	Friendship	Garfield
Forgery	0	1	0	0	1
Simple Assault	8	6	14	9	34
Fraud	3	2	2	6	11
Embezzlement	0	0	0	0	0
Receiving Stolen Prop	1	0	0	1	2
Vandalism	1	3	6	4	22
Carry Weapon	7	7	5	2	10
Prostitution	0	0	2	0	0
Sex Offense	0	0	1	1	3
Drug Offense	1	1	1	1	5
Endangering Children	0	0	0	1	1
DUI	2	1	0	3	0
Liquor Laws	0	0	0	0	0
Public Drunkenness	0	0	0	0	0
Disorderly Conduct	0	3	3	2	7
Other	3	6	10	9	17
Part II Incident Total	26	30	44	39	113
Grand Total	39	43	81	94	192

Crime by Neighborhood

Annual Statistical Report

2023*

Part I Offenses Known To Law Enforcement	Glen Hazel	Greenfield	Hays	Hazelwood	Highland Park
Murder	0	0	0	0	0
Rape	0	1	0	0	0
Robbery	0	2	0	10	3
Agg. Assault	1	3	0	14	4
Part 1 Violent Crime Total	1	6	0	24	7
Burglary	3	8	4	15	2
Theft	5	62	2	66	50
Vehicle Theft	0	19	1	20	7
Arson	0	0	0	3	0
Part 1 Property Crime Total	8	89	7	104	59
Part 1 Incident Total	9	95	7	128	66

Part II Offenses Known to Law Enforcement	Glen Hazel	Greenfield	Hays	Hazelwood	Highland Park
Forgery	0	0	1	5	0
Simple Assault	16	21	7	63	26
Fraud	2	25	1	16	17
Embezzlement	0	0	0	0	0
Receiving Stolen Prop	0	2	0	8	0
Vandalism	4	20	1	36	14
Carry Weapon	0	1	2	11	0
Prostitution	0	0	0	0	0
Sex Offense	1	0	0	4	3
Drug Offense	0	2	2	4	6
Endangering Children	0	2	0	4	2
DUI	0	1	2	2	0
Liquor Laws	0	0	0	0	0
Public Drunkenness	0	0	0	2	0
Disorderly Conduct	2	13	0	10	5
Other	7	22	1	38	10
Part II Incident Total	32	109	17	203	83
Grand Total	41	204	24	331	149

Crime by Neighborhood

Annual Statistical Report

2023*

Part I Offenses known to Law Enforcement	Homewood North	Homewood South	Homewood West	Knoxville	Larimer
Murder	2	3	0	1	1
Rape	0	2	0	0	0
Robbery	11	9	0	9	6
Agg. Assault	30	24	3	37	7
Part 1 Violent Crime Total	43	38	3	47	14
Burglary	23	24	3	19	9
Theft	51	59	14	45	43
Vehicle Theft	14	17	4	13	9
Arson	1	0	3	1	1
Part 1 Property Crime Total	89	100	24	78	62
Part 1 Incident Total	132	138	27	125	76

Part II Offenses Known to Law Enforcement	Homewood North	Homewood South	Homewood West	Knoxville	Larimer
Forgery	8	10	1	0	1
Simple Assault	70	76	35	73	29
Fraud	10	9	1	15	6
Embezzlement	1	0	0	0	0
Receiving Stolen Prop	8	9	3	6	2
Vandalism	22	48	11	53	18
Carry Weapon	24	27	3	12	7
Prostitution	1	0	0	0	0
Sex Offense	2	3	0	6	2
Drug Offense	27	32	7	3	24
Endangering Children	3	1	0	1	0
DUI	2	3	0	4	0
Liquor Laws	0	0	0	0	0
Public Drunkenness	1	0	0	1	0
Disorderly Conduct	5	9	5	7	5
Other	51	31	18	39	33
Part II Incident Total	235	258	84	220	127
Grand Total	367	396	111	345	203

Crime by Neighborhood

Annual Statistical Report

2023*

Part I Offenses known to Law Enforcement	Lincoln Place	Lincoln-Lemington-Belmar	Lower Lawrenceville	Manchester	Marshall-Shadeland
Murder	0	2	0	1	0
Rape	0	1	0	0	2
Robbery	2	7	3	0	13
Agg. Assault	0	17	4	3	23
Part 1 Violent Crime Total	2	27	7	4	38
Burglary	0	11	4	4	15
Theft	13	121	50	22	57
Vehicle Theft	3	18	3	15	6
Arson	0	3	1	0	2
Part 1 Prop. Crime Total	16	153	58	41	80
Part 1 Incident Total	18	180	65	45	118

Part II Offenses Known to Law Enforcement	Lincoln Place	Lincoln-Lemington-Belmar	Lower Lawrenceville	Manchester	Marshall-Shadeland
Forgery	0	12	3	0	3
Simple Assault	18	59	18	14	80
Fraud	9	47	8	11	23
Embezzlement	0	0	0	0	0
Receiving Stolen Prop	0	3	0	0	4
Vandalism	5	29	14	15	35
Carry Weapon	2	37	1	4	14
Prostitution	0	0	0	0	0
Sex Offense	0	3	0	0	2
Drug Offense	3	21	1	3	10
Endangering Children	1	0	1	0	1
DUI	2	2	4	0	4
Liquor Laws	1	0	0	0	0
Public Drunkenness	0	1	0	1	0
Disorderly Conduct	4	15	7	5	4
Other	7	43	8	15	31
Part II Incident Total	52	272	65	68	211
Grand Total	70	452	130	113	329

Crime by Neighborhood

Annual Statistical Report

2023*

Part I Offenses known to Law Enforcement	Middle Hill	Morningside	Mt. Oliver	Mount Washington	New Homestead
Murder	3	0	0	0	0
Rape	1	0	1	0	0
Robbery	8	0	1	5	0
Agg. Assault	15	3	2	13	0
Part 1 Violent Crime Total	27	3	4	18	0
Burglary	8	1	5	15	1
Theft	48	19	8	128	2
Vehicle Theft	3	3	4	19	1
Arson	1	0	0	5	1
Part 1 Property Crime Total	60	23	17	167	5
Part 1 Incident Total	87	26	21	185	5

Part II Offenses Known to Law Enforcement	Middle Hill	Morningside	Mount Oliver	Mount Washington	New Homestead
Forgery	2	1	0	2	0
Simple Assault	45	5	8	64	2
Fraud	8	8	4	38	2
Embezzlement	0	0	0	1	0
Receiving Stolen Prop	2	0	0	3	0
Vandalism	37	3	4	45	0
Carry Weapon	28	0	0	8	0
Prostitution	0	0	0	0	0
Sex Offense	3	0	0	3	1
Drug Offense	6	1	2	5	1
Endangering Children	1	0	2	2	0
DUI	0	0	0	6	0
Liquor Laws	0	0	0	2	0
Public Drunkenness	1	0	0	2	0
Disorderly Conduct	4	4	2	10	4
Other	14	7	1	53	2
Part II Incident Total	151	29	23	244	12
Grand Total	238	55	44	429	17

Crime by Neighborhood

Annual Statistical Report

2023*

Part I Offenses known to Law Enforcement	North Oakland	North Shore	Northview Heights	Oakwood	Overbrook
Murder	1	0	1	0	0
Rape	0	2	0	0	0
Robbery	4	1	2	0	1
Agg. Assault	4	7	9	0	4
Part 1 Violent Crime Total	9	10	12	0	5
Burglary	8	1	1	2	8
Theft	115	74	20	1	23
Vehicle Theft	5	1	2	0	2
Arson	2	0	1	0	1
Part 1 Property Crime Total	130	76	24	3	34
Part 1 Incident Total	139	86	36	3	39

Part II Offenses Known to Law Enforcement	North Oakland	North Shore	Northview Heights	Oakwood	Overbrook
Forgery	1	1	0	1	1
Simple Assault	21	48	46	3	27
Fraud	19	9	2	3	14
Embezzlement	0	0	0	0	0
Receiving Stolen Prop	1	0	2	0	0
Vandalism	8	16	21	1	8
Carry Weapon	2	2	5	0	0
Prostitution	0	0	0	0	0
Sex Offense	1	2	1	0	1
Drug Offense	7	5	5	0	0
Endangering Children	1	0	0	0	1
DUI	4	1	2	0	7
Liquor Laws	0	1	0	0	0
Public Drunkenness	2	18	0	0	0
Disorderly Conduct	7	7	2	1	4
Other	29	19	14	4	12
Part II Incident Total	103	129	100	13	75
Grand Total	242	215	136	16	114

Crime by Neighborhood

Annual Statistical Report

2023*

Part I Offenses known to Law Enforcement	Perry North	Perry South	Point Breeze	Point Breeze North	Polish Hill
Murder	0	1	0	0	0
Rape	0	2	0	0	0
Robbery	0	1	0	3	6
Agg. Assault	5	9	1	3	1
Part 1 Violent Crime Total	5	13	1	6	7
Burglary	3	14	4	1	0
Theft	29	53	40	56	12
Vehicle Theft	7	12	5	3	6
Arson	1	2	0	1	2
Part 1 Property Crime Total	40	81	49	61	20
Part 1 Incident Total	45	94	50	67	27

Part II Offenses Known to Law Enforcement	Perry North	Perry South	Point Breeze	Point Breeze North	Polish Hill
Forgery	0	3	3	1	0
Simple Assault	20	58	13	24	5
Fraud	19	16	13	6	7
Embezzlement	0	0	1	0	0
Receiving Stolen Prop	0	0	1	1	0
Vandalism	11	24	12	12	7
Carry Weapon	8	21	3	0	1
Prostitution	0	0	0	0	0
Sex Offense	2	2	1	1	0
Drug Offense	1	9	1	4	0
Endangering Children	0	1	0	0	0
DUI	3	1	3	2	1
Liquor Laws	0	1	1	0	0
Public Drunkenness	0	0	0	0	0
Disorderly Conduct	10	9	3	2	2
Other	20	30	7	10	8
Part II Incident Total	94	175	62	63	31
Grand Total	139	269	112	130	58

Crime by Neighborhood

Annual Statistical Report

2023*

Part I Offenses known to Law Enforcement	Regent Square	Ridgemont	Shadyside	Sheraden	South Oakland
Murder	0	0	0	0	0
Rape	0	0	0	2	1
Robbery	1	0	17	4	3
Agg. Assault	1	0	3	18	3
Part 1 Violent Crime Total	2	0	20	24	7
Burglary	1	0	20	14	6
Theft	10	2	303	87	62
Vehicle Theft	0	0	10	34	3
Arson	1	0	2	6	0
Part 1 Property Crime Total	12	2	335	141	71
Part 1 Incident Total	14	2	355	165	78

Part II Offenses Known to Law Enforcement	Regent Square	Ridgemont	Shadyside	Sheraden	South Oakland
Forgery	0	0	6	3	1
Simple Assault	3	0	56	81	19
Fraud	3	2	60	15	13
Embezzlement	0	0	0	1	0
Receiving Stolen Prop	0	0	1	3	1
Vandalism	0	1	31	45	12
Carry Weapon	1	0	2	53	1
Prostitution	0	0	0	0	0
Sex Offense	1	0	6	6	0
Drug Offense	0	0	5	4	3
Endangering Children	0	0	3	4	0
DUI	0	0	3	2	1
Liquor Laws	0	0	0	0	0
Public Drunkenness	1	0	3	1	1
Disorderly Conduct	1	0	12	8	1
Other	2	3	32	36	17
Part II Incident Total	12	6	220	262	70
Grand Total	26	8	575	427	148

Crime by Neighborhood

Annual Statistical Report

2023*

Part I Offenses known to Law Enforcement	South Shore	South Side Flats	South Side Slopes	Spring Garden	Spring Hill-City View
Murder	0	1	1	0	0
Rape	0	3	1	0	0
Robbery	2	19	5	1	7
Agg. Assault	5	33	6	0	6
Part 1 Violent Crime Total	7	56	13	1	13
Burglary	1	23	13	4	9
Theft	13	425	61	7	17
Vehicle Theft	3	20	7	1	4
Arson	0	3	0	0	1
Part 1 Property Crime Total	17	471	81	12	31
Part 1 Incident Total	24	527	94	13	44

Part II Offenses Known to Law Enforcement	South Shore	South Side Flats	South Side Slopes	Spring Garden	Spring Hill-City View
Forgery	1	10	3	0	0
Simple Assault	5	158	35	14	25
Fraud	0	32	8	6	3
Embezzlement	0	1	0	0	0
Receiving Stolen Prop	0	6	1	0	2
Vandalism	4	82	25	5	12
Carry Weapon	3	19	4	3	5
Prostitution	0	0	0	0	0
Sex Offense	0	7	3	0	2
Drug Offense	2	20	2	1	5
Endangering Children	0	0	1	0	1
DUI	10	24	10	0	2
Liquor Laws	0	9	0	0	0
Public Drunkenness	0	43	3	0	1
Disorderly Conduct	1	58	6	2	1
Other	5	100	26	4	17
Part II Incident Total	31	569	127	35	76
Grand Total	55	1096	221	48	120

Crime by Neighborhood

Annual Statistical Report

2023*

Part I Offenses known to Law Enforcement	Squirrel Hill North	Squirrel Hill South	St. Clair	Stanton Heights	Strip District
Murder	0	1	1	0	0
Rape	2	2	0	0	2
Robbery	2	2	0	2	4
Agg. Assault	2	6	0	2	5
Part 1 Violent Crime Total	6	11	1	4	11
Burglary	10	29	2	4	7
Theft	43	143	1	22	111
Vehicle Theft	3	16	0	3	8
Arson	0	2	0	0	1
Part 1 Property Crime Total	56	190	3	29	127
Part 1 Incident Total	62	201	4	33	138

Part II Offenses Known to Law Enforcement	Squirrel Hill North	Squirrel Hill South	St. Clair	Stanton Heights	Strip District
Forgery	2	7	0	1	2
Simple Assault	16	44	5	16	31
Fraud	22	48	2	16	13
Embezzlement	0	1	0	0	0
Receiving Stolen Prop	0	0	0	0	0
Vandalism	11	44	1	6	38
Carry Weapon	0	2	0	5	5
Prostitution	0	0	0	0	0
Sex Offense	2	6	0	1	1
Drug Offense	4	13	0	1	0
Endangering Children	0	1	0	0	0
DUI	3	3	0	0	5
Liquor Laws	2	3	0	0	0
Public Drunkenness	0	2	0	0	2
Disorderly Conduct	9	16	0	8	10
Other	12	35	0	7	23
Part II Incident Total	83	225	8	61	130
Grand Total	145	426	12	94	268

Crime by Neighborhood

Annual Statistical Report

2023*

Part I Offenses known to Law Enforcement	Summer Hill	Swisshelm Park	Terrace Village	Troy Hill	Upper Hill
Murder	0	0	0	0	0
Rape	0	0	0	0	0
Robbery	0	1	1	2	3
Agg. Assault	1	0	5	4	2
Part 1 Violent Crime Total	1	1	6	6	5
Burglary	1	1	4	12	6
Theft	2	9	39	34	29
Vehicle Theft	0	1	5	3	5
Arson	0	0	0	0	0
Part 1 Property Crime Total	3	11	48	49	40
Part 1 Incident Total	4	12	54	55	45

Part II Offenses Known to Law Enforcement	Summer Hill	Swisshelm Park	Terrace Village	Troy Hill	Upper Hill
Forgery	0	0	0	1	0
Simple Assault	6	2	19	25	22
Fraud	3	7	5	6	2
Embezzlement	0	0	0	0	0
Receiving Stolen Prop	0	0	1	0	0
Vandalism	3	1	16	10	21
Carry Weapon	0	0	0	3	3
Prostitution	0	0	0	0	0
Sex Offense	0	0	0	1	1
Drug Offense	0	0	2	3	2
Endangering Children	0	0	0	1	1
DUI	0	0	0	5	1
Liquor Laws	0	1	0	0	0
Public Drunkenness	0	0	0	1	0
Disorderly Conduct	3	2	4	2	2
Other	2	2	16	11	16
Part II Incident Total	17	15	63	69	71
Grand Total	21	27	117	124	116

Crime by Neighborhood

Annual Statistical Report

2023*

Part I Offenses known to Law Enforcement	Upper Lawrenceville	West End	West Oakland	Westwood	Windgap
Murder	0	0	1	0	0
Rape	1	1	1	1	0
Robbery	0	0	2	0	1
Agg. Assault	1	3	8	1	1
Part 1 Violent Crime Total	2	4	12	2	2
Burglary	4	1	6	1	0
Theft	34	3	65	18	15
Vehicle Theft	3	0	2	0	6
Arson	0	0	1	1	0
Part 1 Property Crime Total	41	4	74	20	21
Part 1 Incident Total	43	8	86	22	23

Part II Offenses Known to Law Enforcement	Upper Lawrenceville	West End	West Oakland	Westwood	Windgap
Forgery	0	1	1	0	0
Simple Assault	14	9	19	15	7
Fraud	8	5	7	4	5
Embezzlement	0	0	0	1	0
Receiving Stolen Prop	0	0	2	0	0
Vandalism	10	3	12	2	2
Carry Weapon	4	0	1	0	7
Prostitution	0	0	0	0	0
Sex Offense	1	1	0	0	0
Drug Offense	0	2	4	2	1
Endangering Children	0	0	0	2	0
DUI	3	8	3	2	0
Liquor Laws	0	0	0	0	0
Public Drunkenness	0	0	0	1	0
Disorderly Conduct	0	3	3	5	1
Other	7	2	9	5	6
Part II Incident Total	47	34	61	39	29
Grand Total	90	42	147	61	52

Crime by Neighborhood

Annual Statistical Report

2023*

Part I Offenses known to Law Enforcement	Outside the City/Other	Grand Total
Murder	0	42
Rape	3	76
Robbery	0	413
Agg. Assault	4	669
Part 1 Violent Crime Total	7	1,200
Burglary	0	710
Theft	11	5,199
Vehicle Theft	1	649
Arson	0	78
Part 1 Property Crime Total	12	6,636
Part 1 Incident Total	19	7,836

Part II Offenses Known to Law Enforcement	Outside the City/Other	Grand Total
Forgery	3	176
Simple Assault	11	3,350
Fraud	6	1,173
Embezzlement	0	15
Receiving Stolen Prop	17	136
Vandalism	0	1,626
Carry Weapon	6	548
Prostitution	0	8
Sex Offense	7	175
Drug Offense	5	633
Endangering Children	2	80
DUI	1	235
Liquor Laws	0	39
Public Drunkenness	0	253
Disorderly Conduct	0	638
Other	6	1,945
Part II Incident Total	64	11,030
Grand Total	83	18,866

*2023 UCR Coded Crime Data Through October 2023- Transition to NIBRS Coded Crime Data began in November 2023.

Person Crime by Neighborhood (NIBRS Coded)

Annual Statistical Report
Nov. 14 – Dec. 31, 2023*

	Person Crimes Total	09A MURDER & MANSLAUGHTER	100 KIDNAPPING/ABDUCTION	Sex Offenses	120 ROBBERY	13A AGG. ASSAULT	13B SIMPLE ASSAULT	13C INTIMIDATION
Pittsburgh Neighborhood								
Allegheny Center	0	0	0	0	0	0	0	0
Allegheny West	0	0	0	0	0	0	0	0
Allentown	17	0	1	0	0	1	6	9
Arlington	0	0	0	0	0	0	0	0
Arlington Heights	2	0	0	2	0	0	0	0
Banksville	3	0	0	0	0	0	3	0
Bedford Dwellings	16	0	0	2	1	0	11	2
Beechview	5	0	0	0	0	1	2	2
Beltzhoover	2	0	0	1	0	0	1	0
Bloomfield	17	0	0	2	2	2	5	6
Bluff	24	0	0	4	2	1	9	8
Bon Air	1	0	0	0	0	0	1	0
Brighton Heights	10	0	0	0	1	0	4	5
Brookline	14	0	0	0	1	0	9	4
California-Kirkbride	10	0	0	0	1	4	4	1
Carrick	41	2	1	0	4	4	17	13
Central Business District	75	0	0	1	2	9	43	20
Central Lawrenceville	18	0	0	0	1	3	9	5
Central Northside	6	0	0	1	0	0	3	2
Central Oakland	15	0	0	1	0	4	7	3

Person Crime by Neighborhood (NIBRS Coded)

Annual Statistical Report
Nov. 14 – Dec. 31, 2023*

	Person Crimes Total	09A MURDER & MANSLAUGHTER	100 KIDNAPPING/ABDUCTION	Sex Offenses	120 ROBBERY	13A AGG. ASSAULT	13B SIMPLE ASSAULT	13C INTIMIDATION
Pittsburgh Neighborhood								
Chartiers	0	0	0	0	0	0	0	0
Chateau	16	0	0	10	0	0	5	1
Crafton Heights	7	0	0	0	1	0	2	4
Crawford-Roberts	10	0	0	0	0	2	6	2
Duquesne Heights	0	0	0	0	0	0	0	0
East Allegheny	11	1	0	0	2	1	2	5
East Carnegie	2	0	0	0	1	0	0	1
East Hills	13	0	1	0	0	2	8	2
East Liberty	12	0	0	1	2	0	6	3
Elliott	7	1	0	1	2	0	2	1
Esplen	0	0	0	0	0	0	0	0
Fairywood	1	0	0	0	0	0	1	0
Fineview	4	0	0	0	0	1	2	1
Friendship	1	0	0	0	0	0	0	1
Garfield	4	0	0	0	0	0	2	2
Glen Hazel	3	0	0	1	0	0	2	0
Greenfield	7	0	0	0	0	0	2	5
Hays	1	0	0	0	0	0	1	0
Hazelwood	21	0	1	0	0	4	9	7
Highland Park	2	0	0	0	0	0	0	2

Person Crime by Neighborhood (NIBRS Coded)

Annual Statistical Report Nov. 14 – Dec. 31, 2023*

Pittsburgh Neighborhood	Person Crimes Total	09A MURDER & MANSLAUGHTER	100 KIDNAPPING/ ABDUCTION	Sex Offenses	120 ROBBERY	13A AGG. ASSAULT	13B SIMPLE ASSAULT	13C INTIMIDATIO N
Strip District	4	0	0	0	0	0	2	2
Summer Hill	1	0	0	0	0	1	0	0
Swisshelm Park	0	0	0	0	0	0	0	0
Terrace Village	7	0	0	0	0	0	5	2
Troy Hill	4	0	0	0	0	0	2	2
Upper Hill	3	0	0	1	1	0	1	0
Upper Lawrenceville	0	0	0	0	0	0	0	0
West End	2	0	0	0	1	0	0	1
West Oakland	6	0	0	1	2	0	1	2
Westwood	4	0	0	0	2	0	1	1
Windgap	3	0	0	0	1	0	2	0
OSC/Unknown	62	0	0	13	5	12	25	7
Total Person Offenses	830	5	6	50	58	95	381	235

Property Crime by Neighborhood (NIBRS Coded)

Annual Statistical Report		Nov. 14 – Dec. 31, 2023*																		
Neighborhood	Property Crimes Total	200 ARSON	210 EXTORTION/BLACKMAIL	220 BURGLARY/BREAKING AND ENTERING	23A POCKET PICKING	23C SHOPLIFTING	23D THEFT FROM BUILDINGS	23F THEFT FROM MOTOR VEHICLE	23G THEFT OF MOTOR VEHICLE PARTS OR ACCESSORIES	23H ALL OTHER LARCENY	240 MOTOR VEHICLE THEFT	250 FORGERY/COUNTERFEITING	26A FALSE PRETENSE/SWINDLE/CONF. GAME	26B FRAUD CREDIT CARD/ATM	26C IMPERSONATION	26G FRAUD - HACKING/COMPUTER INVASION	280 STOLEN PROPERTY OFFENSES (RECEIVING)	290 DESTRUCTIVE/DAMAGE/VANDALISM OF PROPERTY		
Allegheny Center	1	0	0	0	0	0	0	0	0	1	0	0	0	0	0	0	0	0		
Allegheny West	0	0	0	0	0	0	0	0	0	0	0	0	0	0	0	0	0	0		
Allentown	36	0	0	1	0	1	6	4	3	4	4	0	1	2	0	0	0	10		
Arlington	10	0	0	1	0	0	1	1	1	1	3	0	0	0	0	0	0	2		
Arlington Heights	0	0	0	0	0	0	0	0	0	0	0	0	0	0	0	0	0	0		
Banksville	13	0	0	0	0	2	0	1	0	6	0	0	1	1	1	0	0	1		
Bedford Dwellings	7	0	0	0	0	0	1	0	0	2	0	0	0	1	0	0	1	2		
Beechview	17	0	0	1	0	0	1	3	2	0	4	0	0	1	0	0	0	5		
Beltzhoover	13	0	0	4	0	0	2	0	0	1	2	0	0	2	0	0	1	1		
Bloomfield	47	1	1	1	0	6	12	4	1	3	2	0	2	4	2	0	0	8		
Bluff	18	2	0	1	0	0	2	1	0	3	0	0	0	1	2	0	0	6		
Bon Air	5	0	0	1	0	0	0	1	0	2	0	0	0	0	0	0	0	1		
Brighton Heights	22	0	0	0	0	0	1	0	1	2	3	0	1	3	1	0	2	8		
Brookline	39	0	0	2	0	1	3	12	4	1	3	1	0	3	2	0	0	7		
California-Kirkbride	14	0	0	0	0	1	2	2	0	2	2	1	0	1	1	0	0	2		
Carrick	70	1	0	6	0	3	9	6	2	7	6	1	1	3	0	0	3	22		
Central Bus.District	93	1	0	3	0	11	25	2	4	19	7	2	3	3	3	0	0	10		
Central Lawrenceville	23	0	0	1	0	6	3	1	0	2	1	0	1	1	0	0	0	7		
Central Northside	18	0	1	0	0	1	3	1	0	7	2	0	1	0	1	0	0	1		
Central Oakland	39	0	2	2	0	13	4	1	0	0	1	0	3	2	0	0	0	11		

Property Crime by Neighborhood (NIBRS Coded)

Annual Statistical Report		Nov. 14 – Dec. 31, 2023*																		
Neighborhood	Property Crimes Total	200 ARSON	210 EXTORTION/BLACKMAIL	220 BURGLARY/BREAKING AND ENTERING	23A POCKET PICKING	23C SHOPLIFTING	23D THEFT FROM BUILDINGS	23F THEFT FROM MOTOR VEHICLE	23G THEFT OF MOTOR VEHICLE PARTS OR ACCESSORIES	23H ALL OTHER LARCENY	240 MOTOR VEHICLE THEFT	250 FORGERY/COUNTERFEITING	26A FALSE PRETENSE/SWINDLE/CONFIDENCE GAME	26B FRAUD CREDIT CARD/ATM	26C IMPERSONATION	26G FRAUD - HACKING/COMPUTER INVASION	280 STOLEN PROPERTY OFFENSES (RECEIVING)	290 DESTRUCTIVE/DAMAGE/VANDALISM OF PROPERTY		
Chateau	11	0	0	0	0	0	1	3	1	0	2	0	0	1	0	0	1	2		
Crafton Heights	7	0	0	0	0	0	1	0	1	0	1	0	0	1	0	0	1	2		
Crawford-Roberts	24	0	0	2	0	0	3	2	0	2	5	0	4	2	0	0	0	4		
Duquesne Heights	5	0	0	0	0	0	0	1	1	0	1	0	0	0	0	0	0	2		
East Allegheny	13	0	0	1	0	1	3	0	1	2	0	0	2	0	1	0	0	2		
East Carnegie	0	0	0	0	0	0	0	0	0	0	0	0	0	0	0	0	0	0		
East Hills	24	0	0	3	0	3	4	1	0	3	0	1	1	1	0	0	1	6		
East Liberty	54	0	0	0	0	26	8	2	1	3	4	0	1	0	2	0	1	6		
Elliott	14	0	0	1	0	0	4	0	1	2	1	0	2	0	0	0	1	2		
Esplen	3	0	0	0	0	0	0	0	0	2	0	0	0	0	0	0	0	1		
Fairywood	2	0	0	0	0	0	0	0	0	1	0	0	0	0	1	0	0	0		
Fineview	2	0	0	0	0	0	0	1	0	0	0	0	0	0	0	0	0	1		
Friendship	13	0	0	5	0	3	0	2	2	0	0	0	0	0	0	0	0	1		
Garfield	14	0	0	0	0	0	3	1	0	3	1	0	0	1	0	0	0	5		
Glen Hazel	4	0	0	0	0	0	1	0	0	1	0	0	0	0	0	0	0	2		
Greenfield	19	0	0	2	0	1	2	1	0	1	1	0	3	2	0	0	0	6		
Hays	2	0	0	0	0	0	1	0	0	0	1	0	0	0	0	0	0	0		
Hazelwood	27	0	0	4	0	0	5	1	1	2	3	0	1	1	0	0	0	9		
Highland Park	24	0	0	6	0	0	3	3	0	1	2	0	1	3	0	0	0	5		
Chateau	11	0	0	0	0	0	1	3	1	0	2	0	0	1	0	0	1	2		

Property Crime by Neighborhood (NIBRS Coded)

Neighborhood	Property Crimes Total	Nov. 14 – Dec. 31, 2023*																
		200 ARSON	210 EXTORTION/BLACKMAIL	220 BURGLARY/BREAKING AND ENTERING	23A POCKET PICKING	23C SHOPLIFTING	23D THEFT FROM BUILDINGS	23F THEFT FROM MOTOR VEHICLE	23G THEFT OF MOTOR VEHICLE PARTS OR ACCESSORIES	23H ALL OTHER LARCENY	240 MOTOR VEHICLE THEFT	250 FORGERY/COUNTERFEITING	26A FALSE PRETENSE/SWINDLE/CONFIDENCE GAME	26B FRAUD CREDIT CARD/ATM	26C IMPERSONATION	26G FRAUD - HACKING/COMPUTER INVASION	280 STOLEN PROPERTY OFFENSES (RECEIVING)	290 DESTRUCTIVE/DAMAGE/VANDALISM OF PROPERTY
Homewood South	17	0	0	4	0	1	0	0	1	2	1	0	0	0	0	2	6	
Homewood West	5	0	0	0	0	0	1	2	0	0	0	0	0	0	0	1	1	
Knoxville	24	0	0	0	0	0	2	3	0	5	2	0	0	0	2	0	9	
Larimer	15	0	0	2	0	1	4	0	1	2	0	0	0	0	0	0	5	
Lincoln Place	8	0	0	0	0	1	1	0	0	0	1	2	1	0	1	0	1	
Lincoln-Lemington-Belmar	31	0	0	3	0	10	3	0	0	2	1	0	2	1	5	0	3	
Lower Lawrenceville	5	0	0	0	0	2	1	0	0	0	0	0	0	0	0	0	2	
Manchester	12	0	0	0	0	0	4	0	0	0	1	0	3	0	2	0	1	
Marshall-Shadeland	16	0	0	0	0	0	3	2	0	3	1	0	0	2	1	1	3	
Middle Hill	17	0	0	1	0	0	3	1	1	2	1	0	2	0	0	0	6	
Morningside	1	0	0	1	0	0	0	0	0	0	0	0	0	0	0	0	0	
Mount Oliver	2	0	0	0	0	0	0	1	0	0	1	0	0	0	0	0	0	
Mount Oliver Borough	5	0	0	0	0	0	0	1	0	0	0	1	0	0	0	2	1	
Mount Washington	57	0	0	2	0	7	6	19	1	5	5	0	1	3	1	0	7	
New Homestead	0	0	0	0	0	0	0	0	0	0	0	0	0	0	0	0	0	
North Oakland	35	0	0	2	0	12	10	0	0	3	0	1	2	3	1	0	1	
North Shore	9	0	0	1	0	0	1	0	1	5	0	0	0	1	0	0	0	
Northview Heights	2	0	0	0	0	0	1	1	0	0	0	0	0	0	0	0	0	
Oakwood	4	0	0	0	0	0	1	0	0	0	1	1	0	0	1	0	0	
Overbrook	12	0	0	0	0	0	2	1	0	0	0	1	0	0	2	0	5	

Property Crime by Neighborhood (NIBRS Coded)

Neighborhood	Property Crimes Total	Nov. 14 – Dec. 31, 2023*																
		200 ARSON	210 EXTORTION/BLACKMAIL	220 BURGLARY/BREAKING AND ENTERING	23A POCKET PICKING	23C SHOPLIFTING	23D THEFT FROM BUILDINGS	23F THEFT FROM MOTOR VEHICLE	23G THEFT OF MOTOR VEHICLE PARTS OR ACCESSORIES	23H ALL OTHER LARCENY	240 MOTOR VEHICLE THEFT	250 FORGERY/COUNTERFEITING	26A FALSE PRETENSE/SWINDLE/CONFIDENCE GAME	26B FRAUD CREDIT CARD/ATM	26C IMPERSONATION	26G FRAUD - HACKING/COMPUTER INVASION	280 STOLEN PROPERTY OFFENSES (RECEIVING)	290 DESTRUCTIVE/DAMAGE/VANDALISM OF PROPERTY
Perry North	3	0	0	0	0	0	0	0	0	0	0	1	0	0	0	0	2	
Perry South	22	0	1	4	0	0	2	0	0	5	4	0	0	0	0	1	5	
Point Breeze	22	0	0	1	0	4	2	4	0	1	0	0	3	2	0	0	5	
Point Breeze North	13	0	0	2	0	4	1	3	0	0	1	0	0	0	0	0	2	
Polish Hill	5	0	0	0	0	0	1	0	1	0	1	0	1	0	0	1	0	
Regent Square	2	0	0	0	0	0	0	1	0	0	0	0	0	0	0	0	1	
Ridgmont	1	0	0	0	0	0	1	0	0	0	0	0	0	0	0	0	0	
Saint Clair	2	0	0	1	0	0	0	0	0	1	0	0	0	0	0	0	0	
Shadyside	71	0	0	5	0	28	8	9	3	4	2	1	2	2	1	0	6	
Sheraden	56	0	0	7	0	5	7	2	0	4	6	0	0	2	1	0	18	
South Oakland	11	0	0	0	0	0	2	1	0	3	0	0	0	1	0	0	4	
South Side Flats	78	2	0	3	1	13	21	4	0	9	1	1	1	4	2	0	15	
South Side Slopes	21	0	0	2	0	0	1	2	0	4	5	0	0	1	1	0	5	
Southshore	2	0	0	0	0	0	0	0	0	1	0	0	0	0	0	0	1	
Spring Garden	1	0	0	1	0	0	0	0	0	0	0	0	0	0	0	0	0	
Spring Hill-City View	5	0	0	1	0	0	1	0	0	0	0	0	0	1	0	0	2	
Squirrel Hill North	15	0	0	5	0	0	3	2	0	1	0	0	1	1	1	0	1	
Squirrel Hill South	50	1	0	3	0	6	3	0	1	5	2	2	1	4	3	0	19	
Stanton Heights	5	0	0	0	0	0	0	0	1	1	0	1	2	0	0	0	0	
Strip District	27	0	1	4	0	3	4	1	1	2	3	0	3	1	1	0	3	

Property Crime by Neighborhood (NIBRS Coded)

Annual Statistical Report Nov. 14 – Dec. 31, 2023*

Neighborhood	Property Crimes Total	200 ARSON	210 EXTORTION/BLACKMAIL	220 BURGLARY/BREAKING AND ENTERING	23A POCKET PICKING	23C SHOPLIFTING	23D THEFT FROM BUILDINGS	23F THEFT FROM MOTOR VEHICLE	23G THEFT OF MOTOR VEHICLE PARTS OR ACCESSORIES	23H ALL OTHER LARCENY	240 MOTOR VEHICLE THEFT	250 FORGERY/COUNTERFEITING	26A FALSE PRETENSE/SWINDLE/CONFIDENCE GAME	26B FRAUD CREDIT CARD/ATM	26C IMPERSONATION	26G FRAUD - HACKING/COMPUTER INVASION	280 STOLEN PROPERTY OFFENSES (RECEIVING)	290 DESTRUCTIVE/DAMAGE/VANDALISM OF PROPERTY
Summer Hill	1	0	0	0	0	0	0	0	0	1	0	0	0	0	0	0	0	0
Swisshelm Park	2	0	0	0	0	0	1	0	1	0	0	0	0	0	0	0	0	0
Terrace Village	12	0	0	0	0	0	4	0	0	3	1	0	0	0	0	0	0	4
Troy Hill	13	0	0	2	0	0	0	1	0	2	0	0	1	0	0	0	1	6
Upper Hill	8	0	0	0	0	0	0	0	0	0	2	0	1	0	0	0	2	3
Upper Lawrenceville	5	0	0	0	0	1	0	0	0	1	1	0	0	2	0	0	0	0
West End	4	0	0	0	0	0	0	1	0	0	0	2	0	0	1	0	0	0
West Oakland	6	0	0	0	0	0	0	2	0	1	0	0	1	0	0	0	0	2
Westwood	4	0	0	0	0	0	0	0	1	1	0	0	0	1	0	0	0	1
Windgap	1	0	0	0	0	0	0	0	0	0	0	0	0	0	0	0	0	1
OSC/Unknown	54	1	0	1	1	4	4	6	2	12	4	2	5	3	2	0	1	6
Property Total	1560	9	6	109	2	181	225	129	43	179	113	20	60	77	48	1	31	327

Society & Group B Crime by Neighborhood (NIBRS Coded)

Pittsburgh Neighborhood	Annual Statistical Report Nov. 14 – Dec. 31, 2023*															
	Society & Group B Crimes Total	35a Drug/Narcotics Violations	35b Drug Equip Violations	37b Pornography/Obscene Material	40a Prostitution	40b Assisting/Promoting Prostitution	520 Weapon Law Violations	80a Worthless Checks	80b Curfew/Loitering/Vagrancy Violations	80c Disorderly Conduct	80d Driving Under The Influence	80e Drunkenness	80f Family Offenses, Nonviolent	80g Liquor Law Violations	80i Trespass On Real Property	80z All Other Offenses
Allegheny Center	0	0	0	0	0	0	0	0	0	0	0	0	0	0	0	0
Allegheny West	0	0	0	0	0	0	0	0	0	0	0	0	0	0	0	1
Allentown	9	5	2	1	0	0	1	0	0	1	0	0	0	0	4	3
Arlington	0	0	0	0	0	0	0	0	0	0	0	0	0	0	2	0
Arlington Heights	0	0	0	0	0	0	0	0	0	0	0	0	0	0	0	0
Banksville	5	3	2	0	0	0	0	0	0	0	0	0	0	0	1	1
Bedford Dwellings	2	0	0	0	0	0	2	0	0	2	0	0	0	0	2	1
Beechview	0	0	0	0	0	0	0	0	0	3	2	0	1	0	0	1
Beltzhoover	10	2	0	0	0	0	0	0	0	2	2	0	0	0	1	3
Bloomfield	11	1	0	0	0	4	0	1	0	1	1	0	0	0	1	6
Bluff	53	8	17	0	0	0	2	0	0	8	0	2	0	0	4	12
Bon Air	4	1	1	0	0	0	0	0	0	0	1	0	0	0	0	1
Brighton Heights	46	27	6	0	0	0	4	0	0	1	0	0	0	0	1	7
Brookline	13	3	0	0	0	0	0	0	0	3	3	0	1	0	2	1
California-Kirkbride	56	48	4	0	0	0	1	0	0	0	3	0	0	0	0	0
Carick	31	5	1	0	0	0	7	0	0	5	1	1	1	0	2	8
Central Business District	157	29	20	0	0	0	38	0	0	21	5	13	0	0	10	21
Central Lawrenceville	6	0	0	0	0	0	0	0	0	1	2	0	0	0	0	3
Central Northside	11	5	3	0	0	0	0	0	0	0	1	0	0	0	2	0
Central Oakland	16	2	0	0	0	0	0	0	1	6	0	4	0	0	1	2

Society & Group B Crime by Neighborhood (NIBRS Coded)

Pittsburgh Neighborhood	Annual Statistical Report Nov. 14 – Dec. 31, 2023*															
	Society & Group B Crimes Total	35a Drug/Narcotics Violations	35b Drug Equip Violations	37b Pornography/Obscene Material	40a Prostitution	40b Assisting/Promoting Prostitution	520 Weapon Law Violations	80a Worthless Checks	80b Curfew/Loitering/Vagrancy Violations	80c Disorderly Conduct	80d Driving Under The Influence	80e Drunkenness	80f Family Offenses, Nonviolent	80g Liquor Law Violations	80i Trespass On Real Property	80z All Other Offenses
Chartiers	0	0	0	0	0	0	0	0	0	0	0	0	0	0	0	0
Chateau	15	2	0	0	0	2	1	0	0	2	3	0	1	0	0	4
Crafton Heights	14	8	1	0	0	0	1	0	0	1	1	0	0	0	1	1
Crawford-Roberts	52	19	17	0	0	0	1	0	1	4	1	1	0	0	1	7
Duquesne Heights	0	0	0	0	0	0	0	0	0	0	0	0	0	0	0	0
East Allegheny	18	6	10	0	0	0	0	0	0	0	0	0	1	1	0	0
East Carnegie	0	0	0	0	0	0	0	0	0	0	0	0	0	0	0	0
East Hills	25	8	2	1	0	0	4	0	0	2	2	0	0	0	0	6
East Liberty	24	10	2	0	0	0	1	0	0	5	0	0	0	0	4	2
Elliott	11	1	0	0	0	0	2	0	1	0	2	0	0	0	2	3
Esplen	3	0	0	0	0	0	0	0	0	0	2	0	0	0	0	1
Fairywood	2	0	0	0	0	0	0	0	0	0	1	0	0	0	0	1
Fineview	3	0	0	1	0	0	0	0	0	1	0	0	0	0	0	1
Friendship	3	0	0	0	0	0	0	0	0	0	0	0	0	0	1	2
Garfield	2	0	0	0	0	0	0	0	0	1	1	0	0	0	0	0
Glen Hazel	3	1	1	0	0	0	0	0	0	1	0	0	0	0	0	0
Greenfield	14	3	2	0	0	0	0	1	0	1	5	0	0	0	1	1
Hays	2	1	0	0	0	0	1	0	0	0	0	0	0	0	0	0
Hazelwood	24	2	1	0	0	0	4	0	1	6	1	1	0	0	3	5
Highland Park	13	3	3	0	0	0	0	0	0	3	0	0	0	0	0	4

Society & Group B Crime by Neighborhood (NIBRS Coded)

Annual Statistical Report	Nov. 14 – Dec. 31, 2023*		Pittsburgh Neighborhood																	
	Society & Group B Crimes Total	35a Drug/ Narcotics Violations	35b Drug Equip Violations	370 Pornography/ Obscene Material	40a Prostitution	40b Assisting/ Procuring Prostitution	520 Weapon Law Violations	90a Worthless Checks	90b Curfew/ Loitering/Aggravated Violations	90c Disorderly Conduct	90d Driving Under The Influence	90e Drunkenness	90f Family Offenses, Nonviolent	90g Liquor Law Violations	90i Trespass Of Real Property	90z All Other Offenses				
Homewood North	26	9	4	0	0	0	6	0	0	4	1	0	0	0	0	2				
Homewood South	23	9	4	0	0	0	0	0	0	2	0	0	0	0	1	7				
Homewood West	14	4	1	0	0	0	4	0	0	0	0	0	1	0	0	4				
Knoxville	18	1	0	0	0	0	4	0	0	8	1	1	0	0	1	2				
Larimer	23	12	3	0	0	0	2	0	0	2	0	1	0	0	2	1				
Lincoln Place	1	0	0	0	0	0	0	0	0	1	0	0	0	0	0	0				
Lincoln-Lemington-Belmar	102	55	13	0	0	0	17	0	0	9	0	0	0	0	0	8				
Lower Lawrenceville	2	0	0	0	0	0	0	1	0	0	0	0	0	0	0	1				
Manchester	7	0	0	0	0	0	0	0	0	2	0	0	0	0	2	3				
Marshall-Shadeland	11	5	0	0	0	0	1	0	0	2	2	0	0	0	0	1				
Middle Hill	2	0	0	0	0	0	0	0	0	0	2	0	0	0	0	0				
Morningside	0	0	0	0	0	0	0	0	0	0	0	0	0	0	0	0				
Mount Oliver	1	0	0	0	0	0	0	0	0	1	0	0	0	0	0	0				
Mount Washington	19	3	1	0	0	0	2	0	2	2	0	3	0	1	2	3				
New Homestead	0	0	0	0	0	0	0	0	0	0	0	0	0	0	0	0				
North Oakland	9	0	0	0	0	0	0	0	0	3	3	1	0	0	1	1				
North Shore	15	0	0	0	0	0	0	0	0	6	0	5	0	0	3	1				
Northview Heights	5	0	0	0	0	0	0	0	0	4	0	1	0	0	0	0				
Oakwood	0	0	0	0	0	0	0	0	0	0	0	0	0	0	0	0				

Society & Group B Crime by Neighborhood (NIBRS Coded)

Annual Statistical Report	Nov. 14 – Dec. 31, 2023*		Pittsburgh Neighborhood																	
	Society & Group B Crimes Total	35a Drug/ Narcotics Violations	35b Drug Equip Violations	370 Pornography/ Obscene Material	40a Prostitution	40b Assisting/ Procuring Prostitution	520 Weapon Law Violations	90a Worthless Checks	90b Curfew/ Loitering/Aggravated Violations	90c Disorderly Conduct	90d Driving Under The Influence	90e Drunkenness	90f Family Offenses, Nonviolent	90g Liquor Law Violations	90i Trespass Of Real Property	90z All Other Offenses				
Overbrook	4	1	0	0	0	0	0	1	0	1	0	0	0	0	1	0				
Perry North	2	0	0	0	0	0	0	0	0	1	0	0	0	0	0	1				
Perry South	26	11	1	0	0	0	7	0	0	2	2	0	0	0	2	1				
Point Breeze	17	5	2	0	0	0	4	0	0	1	2	1	0	0	0	2				
Point Breeze North	6	0	0	0	0	0	0	0	0	2	0	0	0	0	1	3				
Polish Hill	1	0	0	0	0	0	0	0	0	0	0	0	0	0	0	1				
Regent Square	1	0	0	0	0	0	0	0	0	0	1	0	0	0	0	0				
Ridgmont	1	0	0	0	0	0	0	0	0	0	0	0	1	0	0	0				
Saint Clair	1	0	0	0	0	0	0	0	0	0	0	0	0	0	0	1				
Shadyside	24	0	2	0	0	0	0	1	0	5	2	2	0	0	7	5				
Sheraden	9	1	1	0	0	0	1	0	0	1	0	0	0	0	1	4				
South Oakland	7	3	2	0	0	0	0	0	0	1	1	0	0	0	0	0				
South Side Flats	61	10	3	0	0	0	6	0	0	16	4	8	0	1	9	4				
South Side Slopes	18	9	0	0	0	0	0	0	0	1	0	1	0	0	2	5				
Southshore	1	0	0	0	0	0	0	0	0	0	0	0	0	0	0	1				
Spring Garden	3	0	0	0	0	0	2	0	0	0	0	0	0	0	0	1				
Spring Hill-City View	7	0	0	0	0	0	1	0	0	4	1	0	0	0	0	1				
Squirrel Hill North	9	0	0	0	0	0	0	0	1	4	1	1	0	0	1	1				
Squirrel Hill South	16	4	0	0	0	0	0	1	1	3	1	0	0	0	3	3				
Stanton Heights	1	0	0	0	0	0	0	0	0	1	0	0	0	0	0	0				

Society & Group B Crime by Neighborhood (NIBRS Coded)

Pittsburgh Neighborhood	Nov. 14 – Dec. 31, 2023*																
	Society & Group B Crimes Total	35a Drug/ Narcotics Violations	35b Drug Equip Violations	370 Pornography/ Obscene Material	40a Prostitution	40b Assisting/ Promoting Prostitution	520 Weapon Law Violations	80a Worthless Checks	80b Curfew/ Loitering/Vagrancy Violations	90c Disorderly Conduct	90d Driving Under The Influence	91a Drunkenness	90f Family Offense Nonviolent	91g Liquor Law Violations	90j Trespass Of Real Property	90z All Other Offenses	
Strip District	10	1	0	0	0	0	0	0	1	2	4	0	0	0	2	0	
Summer Hill	1	0	0	0	0	0	0	0	0	0	0	0	0	0	0	1	
Swisshelm Park	0	0	0	0	0	0	0	0	0	0	0	0	0	0	0	0	
Terrace Village	0	0	0	0	0	0	0	0	0	0	0	0	0	0	0	0	
Troy Hill	8	5	1	0	0	0	1	0	0	1	0	0	0	0	0	0	
Upper Hill	12	5	0	0	0	0	7	0	0	0	0	0	0	0	0	0	
Upper Lawrenceville	0	0	0	0	0	0	0	0	0	0	0	0	0	0	0	0	
West End	5	0	0	0	0	0	0	0	1	3	0	0	0	0	0	1	
West Oakland	3	0	0	0	0	0	1	1	0	1	0	0	0	0	0	0	
Westwood	1	0	0	0	0	0	0	0	0	1	0	0	0	0	0	0	
Windgap	1	0	0	0	0	0	0	0	0	1	0	0	0	0	0	0	
OSC/Unknown	82	26	7	1	0	0	12	0	0	13	1	2	3	1	1	15	
Total Society Charges	1302	384	141	4	2	1	147	7	10	192	69	49	10	4	88	194	

Acknowledgements

Annual Statistical Report

2023

Crime Analysis Unit

Dr. Heath C. Johnson, Hannah Geczi, Garrett Jeanes, Sam Richards

Erin Frank, Domestic Violence Crime Analyst

Cara Cruz, Public Information Officer
Tricia Adamczyk, Social Media Specialist

Margaret Knisely, Administrative Specialist
Nora Bolla, Administrative Specialist
Theresa Cummings, Administrative Specialist

Paula Kellerman, Rhonda Nesbit, David Reed, & Ben Cogan
Human Resources & Civil Service

Margaret Vitale, Paralegal & Claims Administrator,
City of Pittsburgh Department of Law