



# **2017 STATISTICAL REPORT**

**CITY OF PITTSBURGH  
DEPARTMENT OF PUBLIC SAFETY  
BUREAU OF POLICE**

**WILLIAM PEDUTO, MAYOR  
WENDELL D. HISSRICH, PUBLIC SAFETY DIRECTOR  
SCOTT E. SCHUBERT, CHIEF**

# A MESSAGE FROM CHIEF SCOTT E. SCHUBERT

Annual Statistical Report

2017

As Chief of Police, I am honored to serve the neighborhoods that reflect the diversity and varied cultures throughout the City of Pittsburgh. In my leadership role, I proudly oversee some of the finest and most professionally trained police officers in the region. My officers embrace their role as public servants and each day are dedicated to protecting and serving the citizens of our great city. Our mission statement encompasses my directive to the Bureau:

*“Protection, Respect, Integrity, Dedication, and Excellence; together, the first letter of each of these attributes forms the word PRIDE. We, collectively, as the Pittsburgh Bureau of Police, operate on these five principles, devotedly.”*



During 2017, we have made tremendous strides in addressing the needs and concerns of the communities we serve; you spoke and we listened. We assigned additional officers to work in identified neighborhoods to assist with community problem solving, our community outreach efforts exceeded expectations, our training was enhanced, overall accountability became a priority, and we established new community partnerships. Additionally, in 2017, the Bureau brought board an Outreach Team (Family Life) and a Group Violence Intervention Coordinator Rev Cornell Jones to help us focus on the reduction of violent crime in the City of Pittsburgh, using a focused deterrence model which concentrates primarily on individuals responsible for violent behavior.

With the help of our community and law enforcement partners, coupled with the outstanding police work demonstrated daily by our police force, there is no significant increase in violent crimes and we are observing continued decrease in the historic crime rate.

As 2018 quickly approaches, we look forward to our continued community partnerships and we appreciate your confidence in our ability to protect and serve you.

# BIOGRAPHY OF CHIEF SCOTT E. SCHUBERT

Chief Scott E. Schubert is a 25-year veteran of the City of Pittsburgh Bureau of Police. Prior to being promoted to Chief in February 2017, he served a variety of assignments as a Patrolman, Detective, Sergeant, Lieutenant, Commander, Assistant Chief and Acting Chief. During that time he was responsible for assignments in Patrol, Investigations, Special Deployment Division, Homeland Security and Special Events Planning.

Chief Schubert is responsible for the overall command of 130 supervisors, 175 detectives, 600 uniform officers and 130 civilian staff assigned to Six Police Zones, Special Deployment Division, Investigations and Support Services.

Chief Schubert has extensive knowledge in special events planning and homeland security-related topics and participated in the planning and coordination of the 2006 Major League Baseball All-Star Game, 2006 and 2009 Pittsburgh Steelers Super Bowl celebrations and victory parades, and the 2009, 2016 and 2017 Pittsburgh Penguins Stanley Cup celebrations and victory parades. He was selected by the City of Pittsburgh and the United States Secret Service to serve as the co-coordinator for the 2009 G-20 Summit that was held in Pittsburgh.

Chief Schubert received a Master of Science Degree in Criminal Justice and a Bachelor of Science Degree in Law Enforcement from Point Park University, is a 2011 graduate of the 245th Session of the FBI National Academy in Quantico, Virginia, 2005 graduate of the Police Executive Research Forum's Senior Management Institute for Police in Boston, Mass., a 2002 graduate of the Northwestern University School of Police Staff and Command, and a 2018 graduate of the National Executive Institute class #41 in Quantico, Virginia.

In addition, Chief Schubert is the current Law Enforcement Torch Run Director for Special Olympics Pennsylvania, a Board Member of Special Olympics Pennsylvania, Board Member of the Big Brothers and Big Sisters Youth Outcomes Advisory Board, a Past Co-Chair of the Region 13 Task Force Law Enforcement Committee, a Past Co-Chair of the Area Maritime Security Committee, a Past President and Historian of the Pennsylvania State Division of the International Association for Identification, a member of FBI National Academy Association and member of the Pittsburgh Police Emerald Society.

# MISSION AND VALUES

Annual Statistical Report

2017

**“We, the Pittsburgh Bureau of Police, stand ready; To protect life; Serve without reservation or favor; Stand as partners with all; Helping our communities live free from fear.”**

---

## Our Values

Through our commitment to professional service to all, the Bureau of Police is a source of pride for our City and a benchmark for policing excellence.

**HONOR:** We are men and women of principle; we are driven to pursue the hard right versus the easy wrong.

**INTEGRITY:** Integrity reflects our values in action. Our actions reflect the Law Enforcement Code of Ethics; we do the right thing without exception, so that our behavior inspires and sustains the confidence of our community.

**COURAGE:** In valor there is hope. We are undaunted by the challenges before us, resolute in our commitment.

**RESPECT:** We respect the dignity and worth of all, and treat citizens and colleagues alike with dignity and respect.

**COMPASSION:** Ours is a profession of service. Our compassion binds us to the communities we serve, and inspires us to help others and promote justice.

---

# TABLE OF CONTENTS

Annual Statistical Report

2017

A Message from Chief Scott E. Schubert	2
Biography of Chief Scott E. Schubert	3
Mission and Values	4
Certification of Compliance	6
Bureau Accreditation	10
Organization of the Bureau	12
Distribution of Personnel by Rank, Gender, and Race	13
Distribution of Recruits by Gender and Race	15
Sworn Police Personnel Authorized	15
Worker's Compensation, Disability Leave, and Military Leave	15
Officer Retirements, Resignations, and Terminations	15
Officer Disciplinary Actions	16
Selection and Hiring Standards	18
Police Bureau Litigations January 1- December 31, 2017	22
Calls for Service	32
Arrests	33
Traffic Stops	34
Frisk Search	35
Field Contact / Warrantless Search and Seizure	36
Police Pursuits	37
Homicide Analysis	38
Crime by Neighborhood	40
Acknowledgments	59



# CERTIFICATION OF COMPLIANCE

Annual Statistical Report

2017

*In accordance with Ordinance No. 21 (bill no. 2010-0234) signed by the Mayor on October 20, 2011, I hereby certify that the Bureau of Police has maintained all requirements as they pertain to the consent decree between the United States of America and the City of Pittsburgh (civil no. 97-0354) and the stipulated order signed by United States District Court Judge Robert J. Cindrich on September 30, 2002.*

/s/

Scott E. Schubert  
Chief of Police

## **A Summary of the 1997 Consent Decree between The United States of America and the City of Pittsburgh Civil # 97-0354 (with citations)**

1. The City hereby reaffirms and acknowledges its obligation to discourage activity by City law enforcement officers which deprives persons of rights, privileges, and immunities secured and protected by the Constitution of the United States. (*Consent Decree paragraph 8*)
2. **Personnel Assessment and Review System (PARS):** (*referred to in the Consent Decree as the early warning system*). PARS shall:
  - a. Collect and maintain the following (*Consent Decree paragraph 12.a.*):
    - i. officer's name and badge number,
    - ii. citizen complaints,
    - iii. hit and non-hit officer involved shootings,
    - iv. commendations and other indicators of positive performance,
    - v. discipline with related file numbers,
    - vi. training reassignments,
    - vii. transfers,
    - viii. mandatory counseling,
    - ix. status of administrative appeals and/or grievances,
    - x. detailed description of all criminal investigations or possible officer misconduct,
    - xi. detailed description of all civil or administrative claims filed against the City arising from PBP operations,
      - i. a description of all other civil claims or suits that the officer is a named party to involving allegations of untruthfulness, physical force, racial bias, or domestic violence,
      - i. a description of all lawsuits filed against the City, the PBP, or its officers arising from PBP operations,
      - i. all arrests with the location of each arrest, the race of each arrestee, and the code violation(s),
      - i. searches and seizures as documented in the search and seizure reports,
      - ii. use of force as documented in the use of force reports, and
      - iii. traffic stop information documented in the reports.

# CERTIFICATION OF COMPLIANCE

- b. Have the ability to maintain/retrieve (*Consent Decree paragraphs 12.b. and 12.c.*):
  - i. information in the following categories individual officer; squad, zone, shift, or special unit; arrests by officer(s) and types of arrests to determine the number of times a particular officer or groups of officers have filed discretionary charges of resisting arrest, disorderly conduct, public intoxication, or interfering with the administration of justice.
  - ii. data regarding an officer shall be maintained in PARS during that officer's employment with the PBP and for three (3) years after the officer leaves the PBP. Data regarding an officer that is removed from PARS shall be maintained in an archive indefinitely.
- c. Have a protocol of use that specifies (*Consent Decree paragraph 12.d.*):
  - i. the number and types of incidents per officer requiring review by senior supervisors, the frequency of those reviews, and the follow-up actions to be taken by PBP senior supervisors based on information in PARS (including meeting with the officer and recommending appropriate remedial training, counseling, transfer or re-assignment);
  - ii. re-training and recertification requirements;
  - iii. quality assurance checks of data input; and
  - iv. confidentiality and security provisions (*by protocols established under the auspices of the auditor of the Consent Decree (paragraph 70), data contained in PARS cannot be printed in written form nor can its data be extracted by electronic means*).

### 3. Policy:

- a. Use of Force: The City shall develop and implement a use of force policy that is in compliance with applicable law and current professional standards (*Consent Decree paragraph 13*).
- b. Strip Searches: PBP officers will conduct strip searches in compliance with applicable law and current professional standards. Specifically, PBP officers shall conduct strip searches only when authorized by a supervisor or senior supervisor and then only if specially trained to conduct strip searches. Such strip searches shall be conducted in conformance with hygienic procedures and practices, in a room specially designated for strip searches, by the fewest number of personnel necessary all of whom must be of the same sex as the person searched, and under conditions that provide privacy from all but those authorized to conduct the search. Field strip searches of persons in custody shall be conducted only in exigent circumstances where the life of officers or others may be at risk, and only in privacy with the explicit approval of a supervisor or senior supervisor (*Consent Decree paragraph 14*).

### 4. Reports:

- a. The City shall develop and require all officers to complete a written report each time a PBP officer (*Consent Decree paragraph 15*):
  - i. Exercises a use of force,
  - ii. Performs a warrantless search (excluding searches incident to arrests, frisks and pat-downs),
  - iii. Performs a body cavity search or strip search,
  - iv. Conducts any warrantless seizure of property (excluding towing vehicles),

# CERTIFICATION OF COMPLIANCE

- b. The written report (for 4.a.i. through 4.a.iv.) shall include the officer's name and badge number; description of incident; the specific type of use of force, search or seizure; description of any injuries and medical/hospital data; name, race and gender of all persons involved in the use of force, search or seizure; names and contact information for all witnesses; any weapons, evidence, or contraband found during the search; whether the individual involved in the use of force, search or seizure was arrested or cited, and if so, the charges; date, time, and location of the incident and search or seizure; and the signatures of the officer and his immediate supervisor (Consent Decree paragraph 15).
- c. The City shall develop and require all officers to complete a written report each time a PBP officer makes a traffic stop (Consent Decree paragraph 16):
- d. The written report (for 4.c.) shall include the officer's name and badge number; the race and gender of the individual searched or stopped; approximate time and location; whether the stop involved a frisk or pat-down search; any weapons, evidence, or contraband found during the search; and whether the individual involved was arrested or cited, and if so, the charges (Consent Decree paragraph 16).
- e. Data entered captured on the reports described above shall be entered into PARS (Consent Decree paragraph 17).

## 5. Supervisory Responsibility:

- a. The City shall conduct regular audits of:
  - i. Use of force by all officers (*Consent Decree paragraph 18.*),
  - ii. Search and seizure practices by all officers (*Consent Decree paragraph 19.*),
  - iii. Potential racial bias, including use of racial epithets, by all officers (*Consent Decree paragraph 20.*).
- b. PBP supervisors and senior supervisors shall have an affirmative obligation to act on this data with the goals of:
  - i. Preventing the use of excessive force (*Consent Decree paragraph 18.*),
  - ii. Preventing improper search and seizure practices by PBP officers (*Consent Decree paragraph 19.*),
  - iii. Eliminating actions that reflect racial bias by PBP officers (*Consent Decree paragraph 20.*).
- c. Each report above will be reviewed within one week by the reporting officer's chain-of-command (*Consent Decree paragraphs 18-20.*).
- d. Quarterly Reviews (Consent Decree paragraph 21). After evaluating the most recent quarterly reports and evaluating an officer's complaint history, the City shall, at a minimum:
  - i. Require and provide appropriate remedial training, assignment to an FTO, counseling, transfer, and/or reassignment to all officers (such training, counseling, transfer, and/or reassignment shall address the type of misconduct alleged):
    - 1. who have had three (3) or more complaints containing allegations of similar types of misconduct (e.g., verbal abuse, excessive force, improper search and seizure) within the last two years, whether the complaints are sustained or not; and
    - 2. who have had five or more complaints of any kind within the last two years, whether the complaints are sustained or not.



# CERTIFICATION OF COMPLIANCE

- i. Impose appropriate discipline on each officer against whom a complaint is sustained as soon as possible after the OMI disposition.
  - ii. Where appropriate, remedial training, counseling, transfer, or reassignment shall be required of each officer where a complaint is disposed of by a disposition other than sustained.
- e. Annual performance evaluations: The PBP shall require annual performance evaluations of all officers, supervisors, and senior supervisors. The performance evaluation shall be in writing and shall fully explain the weight and substance of all factors used to evaluate an officer (*Consent Decree paragraphs 23 and 24*). At a minimum:
  - i. Supervisors and senior supervisors shall be evaluated on their ability to monitor, deter, and appropriately address misconduct by officers they supervise; and
  - ii. The PBP shall evaluate each officer on the basis of his or her complaint history, focusing on patterns of misconduct.
  - iii. In addition to the Civil Service guidelines, the performance evaluations shall be considered as one of the factors in making promotions.
- f. Employee Assistance Program: The City shall continue to provide an employee assistance program ("EAP") (*Consent Decree paragraph 25*). This program shall at a minimum provide counseling and stress management services to officers. This program shall be staffed by sufficient licensed and certified counselors who are trained and experienced in addressing psychological and emotional problems common to police officers. The City shall publicize the availability of these services to all officers. The City shall authorize officers to attend counseling without any adverse actions taken against them. The City shall refer officers to, but not require their participation in, EAP counseling where the City believes an officer's job performance may benefit from EAP services. These provisions are separate from any counseling the City may require as part of its "Track III" mandatory counseling program.
- g. Notice of Criminal/Civil Action: The City shall require all officers to notify the City when the officers have been arrested, criminally charged, or named as a party in any civil suit involving allegations of untruthfulness, physical force, racial bias, or domestic violence. The City and PBP management shall monitor all such civil litigation and all criminal prosecutions of officers. PBP shall discipline and appropriately re-train, counsel, re-assign, or transfer officers found guilty or liable by a court or jury (*Consent Decree paragraph 26*). Officers determined by a court to have falsely arrested an individual or conducted an improper search or seizure shall be disciplined, retrained, counseled, transferred, or reassigned, as the circumstances warrant. Such litigation and investigations shall be reflected in (PARS) and recorded in the officer's complaint history (*Consent Decree paragraph 27*). PBP shall continue to discipline, re-train, counsel, transfer, or reassign officers who are the subject of civil litigation settled by the City prior to adjudication, as the circumstances and OMI investigation warrant (*Consent Decree paragraph 28*).

Community Relations: The United States recognizes that PBP officer representatives attend meetings of community groups within their zone. The PBP shall continue to make every effort to participate in these meetings, including meetings organized by or oriented towards minorities.

# BUREAU ACCREDITATION

1. Pittsburgh City Code, § 116.02, paragraph I.D. requires that the Bureau of Police attain and maintain accreditation. To attain that accreditation, the Pittsburgh Bureau of Police has chosen to utilize the Pennsylvania Law Enforcement Accreditation Program.

## 2. What is Accreditation?

The Pennsylvania Chiefs of Police Association introduced the Pennsylvania Law Enforcement Accreditation Program to the Commonwealth in July 2001. Since then, over 250 agencies have enrolled and 45 agencies currently maintain accredited status.

Accreditation is a progressive and time-proven way of helping institutions evaluate and improve their overall performance. The cornerstone of this strategy lies in the promulgation of standards containing a clear statement of professional objectives. Participating administrators then conduct a thorough analysis to determine how existing operations can be adapted to meet these objectives. When the procedures are in place, a team of independent professionals is assigned to verify that all applicable standards have been successfully implemented. The process culminates with a decision by an authoritative body that the institution is worthy of accreditation.

The Pennsylvania Law Enforcement Accreditation Program was designed and developed by professional law enforcement executives to provide a reasonable and cost effective plan for the professionalization of law enforcement agencies within the Commonwealth. The underlying philosophy of the program is to have a user-friendly undertaking for the departments that will result in a "success" oriented outcome.

Pennsylvania's law enforcement professionals want the program to be consistent and achievable for all types and sizes of law enforcement agencies within Pennsylvania.

## 3. Accreditation Program Phases

The Accreditation program is broken down into three steps or phases:

### **Phase One: Application**

PLEAC Description: The police department and local government officials make the joint decision to pursue police accreditation. Together, they notify the accreditation staff at the Pennsylvania Chiefs of Police Association via a Letter of Intent. Staff then provides all materials to begin the accreditation process. Not only does the agency receive the manuals, but also organizational materials such as labels for the accreditation folders and a software-tracking program. A video is included to assist the police agency in concisely explaining the program to their staff. A free training class is also available for newly appointed Accreditation Managers and their Chief. There is a one-time fee of \$100 to participate in the Pennsylvania Law Enforcement Accreditation program.

# BUREAU ACCREDITATION

## Phase Two: Self-Assessment

**PLEAC Description:** The Accreditation Manager will begin the process internally by performing a self-assessment of the agency. This begins as an exercise in comparison. The Accreditation Manager will compare how the current policies comply with the program's standards. Most agencies will discover that they are closer to compliance than anticipated.

When the agency has completed the self-assessment phase, it will want to host a mock-assessment. This is a final review to ensure a smooth assessment in Phase Three. Staff is available throughout the process, offering 12 support and guidance to ensure every agency's success. In addition, several localized coalitions have been formed by Accreditation Managers to assist one another. There is also a state coalition that can be very helpful.

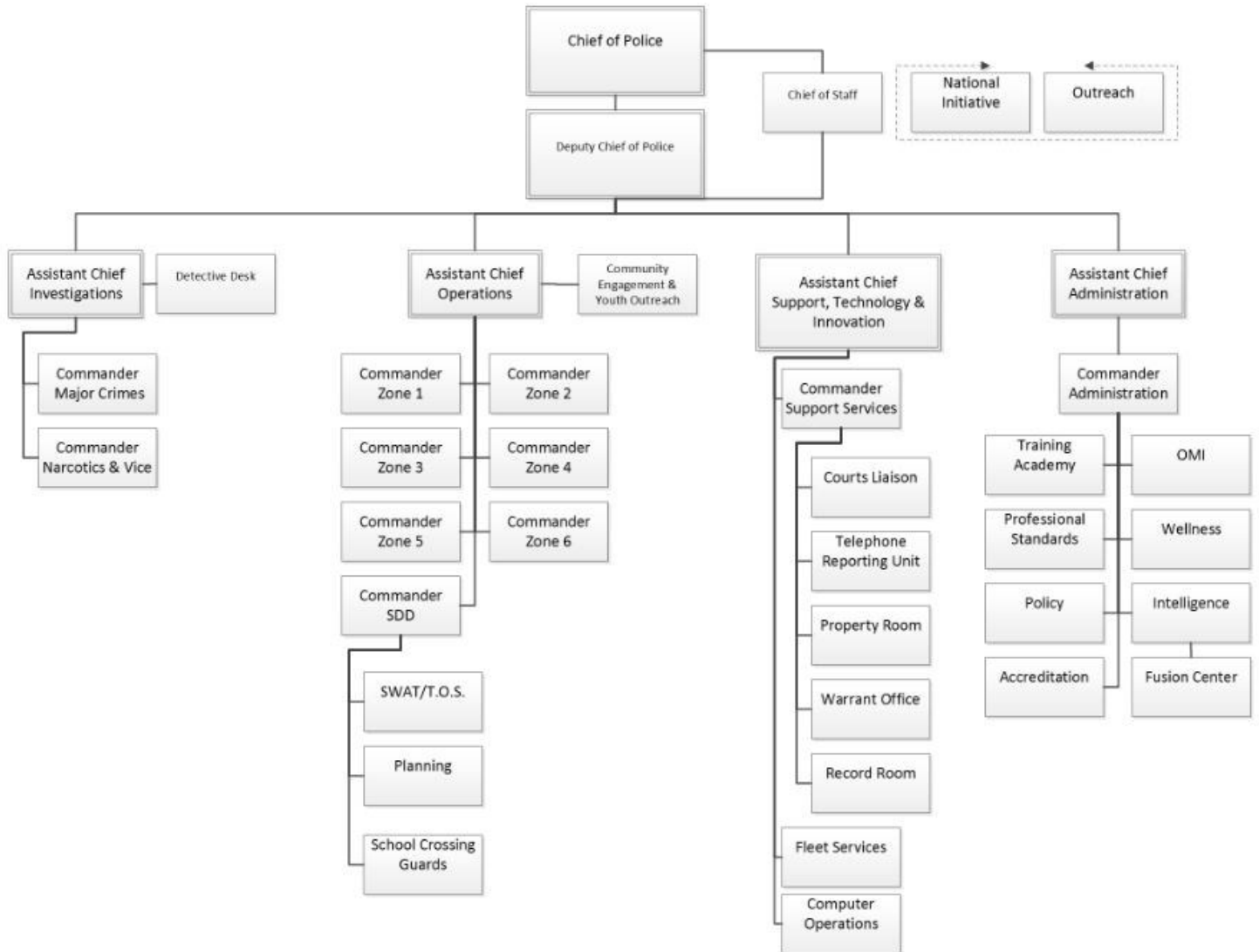
The main component in achieving accreditation is policy development. All policies identified for revision follow a specific protocol which includes review by the Pittsburgh Police Command Group (consisting of 5 chiefs, 9 commanders, 3 civilian managers, Training Academy Lieutenant and Research & Planning Lieutenant) and the Fraternal Order of Police. It is a comprehensive process and requires a significant amount of time. The accreditation team uses model policies identified by the International Association Chiefs of Police and the Pennsylvania Law Enforcement Accreditation Commission. When appropriate, the accreditation team meets with subject matters experts both internal to and external of the Pittsburgh Bureau of Police.

File creation consists of documentation the PLEAC assessors will use to determine if the PBP has the appropriate policy in place to meet each individual standard. The files consist of two proofs that demonstrate the policy is in use consistently bureau wide. These proofs may be demonstrated by highlighting an officer's narrative in an investigative report dealing with that particular standard. File creation is complete and the centerpiece of the mock and on-site inspection.

## Phase Three: Formal Assessment

**PLEAC Description:** The final phase of the accreditation process is the Commission assessment. Trained assessors will do an on-site, two-day review of agency files ensuring compliance with all standards. Please note that the assessment is a success-oriented process. Your accredited status will remain valid for a three-year period. With accredited status, your agency may experience insurance savings; stronger community relations; and increased employee input, interaction and confidence in the agency.

# ORGANIZATION OF THE BUREAU



# DISTRIBUTION OF PERSONNEL BY RANK, GENDER, AND RACE

Annual Statistical Report

2017

Year End 2017 Gender Demographics by Rank				
	Number		Percentage	
	Female	Male	Female	Male
Chief of Police	0	1	0.00%	100.00%
Deputy Chief of Police	0	1	0.00%	100.00%
Assistant Chief of Police	3	1	75.00%	25.00%
Commander	5	7	41.67%	58.33%
Lieutenant	3	23	11.54%	88.46%
Sergeant	13	73	15.12%	84.88%
Detective	33	137	19.41%	80.59%
Master Police Officer	31	157	16.49%	83.51%
Police Officer	48	322	12.97%	87.03%
<b>Total</b>	<b>136</b>	<b>722</b>	<b>15.85%</b>	<b>84.15%</b>
American Indian or Alaskan				
	Number			% of Rank
	Female	Male	Total	
Chief of Police	0	0	0	0.00%
Deputy Chief of Police	0	0	0	0.00%
Assistant Chief of Police	0	0	0	0.00%
Commander	0	0	0	0.00%
Lieutenant	0	0	0	0.00%
Sergeant	0	0	0	0.00%
Detective	0	0	0	0.00%
Master Police Officer	0	1	1	0.64%
Police Officer	0	0	0	0.00%
<b>Total American Indian or Alaskan</b>	<b>0</b>	<b>1</b>	<b>1</b>	<b>0.12%</b>
Asian or Pacific Islander				
	Number			% of Rank
	Female	Male	Total	
Chief of Police	0	0	0	0.00%
Deputy Chief of Police	0	0	0	0.00%
Assistant Chief of Police	0	0	0	0.00%
Commander	0	0	0	0.00%
Lieutenant	0	0	0	0.00%
Sergeant	1	0	1	1.37%
Detective	0	0	0	0.00%
Master Police Officer	0	0	0	0.00%
Police Officer	1	5	6	1.86%
<b>Total Asian or Pacific Islander</b>	<b>2</b>	<b>5</b>	<b>7</b>	<b>0.82%</b>



# DISTRIBUTION OF PERSONNEL BY RANK, GENDER, AND RACE

Annual Statistical Report

2017

<b>Black</b>				
	Number			% of Rank
	Female	Male	Total	
Chief of Police	0	0	0	0.00%
Deputy Chief of Police	0	0	0	0.00%
Assistant Chief of Police	1	1	2	50.00%
Commander	1	1	2	16.67%
Lieutenant	0	0	0	0.00%
Sergeant	3	4	7	8.14%
Detective	10	18	28	16.47%
Master Police Officer	10	29	39	20.74%
Police Officer	5	31	36	11.18%
<b>Total Black</b>	<b>30</b>	<b>84</b>	<b>114</b>	<b>9.73%</b>
<b>Hispanic</b>				
	Number			% of Rank
	Female	Male	Total	
Chief of Police	0	0	0	0.00%
Deputy Chief of Police	0	0	0	0.00%
Assistant Chief of Police	0	0	0	0.00%
Commander	0	0	0	0.00%
Lieutenant	0	0	0	0.00%
Sergeant	0	0	0	0.00%
Detective	0	0	0	0.00%
Master Police Officer	0	2	2	1.27%
Police Officer	0	9	9	2.80%
<b>Total Hispanic</b>	<b>0</b>	<b>11</b>	<b>11</b>	<b>1.28%</b>
<b>White</b>				
	Number			% of Rank
	Female	Male	Total	
Chief of Police	0	1	1	100.00%
Deputy Chief of Police	0	1	1	100.00%
Assistant Chief of Police	2	0	2	50.00%
Commander	4	6	10	83.33%
Lieutenant	3	23	26	100.00%
Sergeant	9	69	78	90.70%
Detective	23	119	142	83.53%
Master Police Officer	21	125	146	77.66%
Police Officer	42	276	318	85.95%
<b>Total White</b>	<b>104</b>	<b>620</b>	<b>724</b>	<b>84.38%</b>

# DISTRIBUTION OF PERSONNEL BY RANK, GENDER, AND RACE

Annual Statistical Report

2017

Unknown/Undisclosed				
	Number			% of Rank
	Female	Male	Total	
Chief of Police	0	0	0	0.00%
Deputy Chief of Police	0	0	0	0.00%
Assistant Chief of Police	0	0	0	0.00%
Commander	0	0	0	0.00%
Lieutenant	0	0	0	0.00%
Sergeant	0	0	0	0.00%
Detective	0	0	0	0.00%
Master Police Officer	0	0	0	0.00%
Police Officer	0	1	1	0.31%
<b>Total Unknown/Undisclosed</b>	<b>0</b>	<b>1</b>	<b>1</b>	<b>0.12%</b>
<b>TOTAL OF ALL</b>	<b>136</b>	<b>722</b>	<b>858</b>	
	<b>15.85%</b>	<b>84.15%</b>		
<b>CURRENT RECRUIT GENDER AND RACE DEMOGRAPHICS</b>				
As of 12/31/2017				
	<b>Total</b>	<b>Female</b>	<b>Male</b>	
<b>American Indian or Alaskan</b>	0	0	0	
<b>Asian or Pacific Islander</b>	1	0	1	
<b>Black</b>	13	1	12	
<b>Hispanic</b>	2	0	2	
<b>White</b>	54	4	50	
<b>Unknown/Undisclosed</b>	0	0	0	
<b>Total Officers</b>	70	5	65	

- Number of sworn police personnel authorized for the reporting period: 892
- Number of officers on workers' compensation during the reporting period: 59
- Number of officers on disability leave during the reporting period: 17
- Number of officers on military or other specified leave during the reporting period: 32
- Number of officer retirements during the reporting period: 35
- Number of officer resignations during the reporting period: 33
- Number of officer terminations during the reporting period: 9

# OFFICER DISCIPLINARY ACTIONS

Annual Statistical Report

2017

There were 67 total disciplinary actions initiated against 37 officers in 2017.

Charge	Total
Appearance in Court without Chief's Approval	1
Computer Policy	1
Conduct	13
Drug & Alcohol Policy	1
DUI Arrest	1
Electronic Communication Policy	2
Evidence Procedures	1
Firearms Regulations	1
Incomplete	1
Insubordination	5
Members Prohibited from Being Under the Influence	1
Missed Court	1
Mobile Equipment	1
Neglect Duty	5
Obedience	5
Operation of PBP Vehicle	10
Orders	1
Police Involved Collisions	1
Prisoner Search	1
Pursuit Policy	1
Responsibility of Pursuing Officer	1
Safe Operation of Police Vehicles	1
Search	1
Seat Belts	2
Standards of Conduct	1
Storage of Firearm	1
Truthfulness	3
Use of Force	2
Vehicle Inspection	1

Sustained Discipline	Total
3 Day Suspension	3
Charges Withdrawn	4
Counseling	7
Dismiss Charges	4
Oral Reprimand	12
Pending	1
Suspension	1
Terminated	3
Termination (Overturned at Arbitration)	1
Written Reprimand	2
Retraining	4
Transfer	2
Voluntary Retirement	1
Apology	2

Source	Total
Internal Investigation	24
Complaint from EOC	1
OMI	3
Citizen Complaint	6
Arrest	1
Victim Complaint	1
Other	1

# OFFICER DISCIPLINARY ACTIONS

Annual Statistical Report

2017

## **Number of officers placed on administrative leave with pay, pending a criminal or internal misconduct charge:**

Officer Involved Shootings - 4 officers

Misconduct - 1 officer

Criminal Charges/Misconduct - 1 officer

## **Number of officers losing state municipal police officer certification and reason for revocation:**

0 officers lost state municipal police officer certification in the year 2017.

## **Number of officers arrested and number of officers criminally charged, with a listing of charges filed, and the disposition of those criminal charges:**

Officer 1: Title 18 Section 2701(a)(3) Simple Assault. Disposition - Not Guilty

Officer 2: Title 75 Section 3802 Driving Under the Influence of Alcohol or a Controlled Substance. Disposition - Unknown

Officer 3: Title 18 Section 2903 False Imprisonment.  
Disposition - Withdrawn

# SELECTION AND HIRING STANDARDS

## 1.0 PURPOSE

- 1.1 The officer selection and hiring process is designed to insure that the agency has an efficient, effective, and fair selection process that results in the appointment of those individuals who best possess the skills, knowledge, and abilities necessary for the effective delivery of law enforcement services to the community.

## 2.0 POLICY

- 2.1 It is the policy of the department for all personnel to adhere to the guidelines of this general order.

## 3.0 SELECTION AND HIRING STANDARDS FOR SWORN OFFICERS

- 3.1 The City of Pittsburgh recruitment and selection procedures are designed to finding and appointing qualified individuals to serve the Pittsburgh Bureau of Police while adhering to the guidelines of applicable law; i.e.:

- 3.1.1 Equal Employment Opportunity Commission (EEOC)

- 3.1.2 Title VII - Civil Rights Act of 1964

- 3.1.3 Age Discrimination Act of 1967

- 3.1.4 Pennsylvania Human Relations Act, as amended

- 3.1.5 Americans with Disabilities Act (ADA)

- 3.1.6 City of Pittsburgh Civil Service Statutes and Rules

- 3.1.7 MPOETC Guide to the Hiring of Police Officers.

### 3.2 Applications

- 3.2.1 The online Application Portal ([www.pghjobs.net](http://www.pghjobs.net)), during the application period, is where the applicant will manage and apply for the official position announcement to the City of Pittsburgh Human Resources and Civil Service ("HR&CS").

### 3.3 General Application Requirements

- 3.3.1 Completed online City of Pittsburgh Application for the position of police officer.

- 3.3.2 At least 18 years of age at the time of filing the application.

- 3.3.3 A United States citizen.



# SELECTION AND HIRING STANDARDS

3.3.3 A United States citizen.

3.3.4 Applicants must become residents of an area within a 25-mile air radius of the City-County Building (401 Grant Street, Pittsburgh, Pennsylvania 15219) before employment and remain a resident within the 25-mile air radius throughout employment.

3.3.5 A current, valid Pennsylvania Motor Vehicle Operator's License (Class C-regular) or a current valid driver's license from another state or the U.S. Armed Forces. Licenses must be presented at the time of filing the application or prior to appointment. PA driver's license must be obtained prior to appointment and maintained throughout employment.

3.3.6 Thirty (30) semester credits (or forty-five (45) quarter credits) of completed coursework at an accredited college, university, technical or trade school. Official Education/Training transcripts must be submitted at the time of filing application. Sixty (60) semester credits (or ninety (90) quarter credits) of completed coursework at an accredited college, university, technical or trade school must be completed by the time the candidate's rank on the eligibility list is reached for processing for an academy class. If the candidate does not meet the requirement at that time, the candidate will be able to request a one year civil service education waiver/deferment.

3.3.7 Veteran's Preference documentation, if applicable, must be submitted at the time of filing application or not later than the Oral Examination date.

3.3.8 Applicants must be able to read at no less than the ninth grade level, as established through the administration of the Nelson-Denny Reading Test.

3.3.9 Applicants must be able to achieve a score in the 30th percentile or higher for the person's age and gender for physical fitness as defined by the Municipal Police Officers' Education and Training Commission.

## 3.4 Civil Service Examinations

3.4.1 An applicant must take and pass each of the Civil Service examination portions in order to attain a total examination score and be placed onto the eligibility list.

### 3.4.1.1. Written examination

3.4.1.1.2 If an applicant meets the above general application requirements, he/she will be sent a letter of admission for the written examination.

3.4.1.1.3 Applicants must pass the written examination in order to have their name placed on the Civil Service Eligibility list and to be scheduled for the oral examination.

# SELECTION AND HIRING STANDARDS

## 3.4.1.2 Oral Examination

3.4.1.2.1 The Oral Interview Boards will consist of members as determined by the Chief of Police or otherwise.

3.4.1.2.2 The members of the Oral Interview Boards will ask each applicant standardized, pre-selected questions only.

3.4.1.2.3 Each member of the Panel will initially rate each candidate independently and then as a group resulting in a final consensus of: recommended or not recommended.

## 3.5 Physical Fitness Assessment

3.5.1 A Physical Fitness assessment, as required by MPOETC, will be administered by the HR&CS, with the oversight of the Pittsburgh Bureau of Police.

The assessment is based on standards developed by the Cooper Institute—Based norms and protocols for assessing and testing the applicant's physical fitness level. Each applicant shall score no lower than the 30th percentile of the Cooper standards, which coincides with the 30th percentile of the general population, in each of the four required evaluations to be eligible for employment. An applicant will not be enrolled in a recruit training program at the police academy unless the applicant has obtained a score in the 30th percentile or higher for the applicant's age and gender as specified in the Cooper standards for each of the four evaluations.

## 3.6 Background Investigation

3.6.1 Background investigations shall be conducted in accordance with General Order #20-5, "Selection-Administrative Practices and Procedures", Section 3.0. Background Investigation Required.

## 3.7 Certification for Appointment List

3.7.1 Generated from the eligibility list, the names of the applicants who have successfully completed the above steps in the hiring process are forwarded to the Chief of Police.

## 3.8 Chief's Selection Process

3.8.1 The Chief of Police selects the candidates who are to receive a conditional offer of employment from the names appearing on the certification for employment list, in accordance with the General Civil Service Statute.

# SELECTION AND HIRING STANDARDS

## 3.9 Conditional Offers of Employment

3.9.1 Successful applicants will be given a conditional offer of employment dependent upon the following:

3.9.1.1 Successful completion of a medical examination, conducted in accordance with General Order #20-5, "Selection-Administrative Practices and Procedures", Section 4.0. Medical Examination Required.

3.9.1.2 Successful completion of a psychological suitability examination, conducted in accordance with General Order #20-5, "Selection-Administrative Practices and Procedures", Section 5.0, pursuant to Civil Service Rule III, Section 2.

## 3.10 Final Offers of Employment

3.10.1 Upon successful fulfillment of all conditional offer of employment elements, including residency, the applicant shall be given a final offer of employment.

Approved By:



Scott Schubert

Chief of Police

## Statement on Hiring and Recruitment Commitment

The Pittsburgh Bureau of Police is committed to hiring qualified police candidates that represent the diversity of our neighborhoods and residents. The PBP regularly attends recruiting events with Human Relations & Civil Service at community events, churches, colleges, and convention centers in Pittsburgh and in surrounding states. In addition, HR&CS has continuous recruitment cycles, consistent with civil services laws, to shorten the time frame between recruitment and hiring. The PBP has partnered with the Hill House and CCAC to support a tutoring program to help minority candidates prepare for success in the police testing and hiring process.

# POLICE BUREAU LITIGATIONS

## JANUARY 1 – DECEMBER 31, 2017

The number of officers sued, with a statistical breakdown showing the types of claims, in which court or administrative body they were filed, and the result in terms of payment and/or equitable relief:

**TOTAL NUMBER OF OFFICERS SUED: 21 (11 cases)**

*United States District Court for the Western District of Pennsylvania*

False Arrest/Imprisonment	1 case – Open
Excessive Force	1 case – Open
Illegal Search	1 case – Open
Civil Rights – General	3 cases – (1 Open – 2 Closed)
Other Civil Rights	1 case – Closed

*Court of Common Pleas of Allegheny County – Trial Division*

Tort/Personal Injury (Motor Vehicle)	1 case – Open
Tort/Personal Injury (Veh. v./Pedestrian)	1 case – Open
Civil Rights – False Arrest	1 case – Closed
Civil Rights – Excessive Force	1 case – Open

The number of police related civil actions filed during the reporting period against the City of Pittsburgh and the Bureau of Police distinguished by the type of claim and the name of the court or administrative body in which the claims were filed.

**TOTAL NUMBER OF CLAIMS FILED: 11**

*United States District Court for the Western District of Pennsylvania*

False Arrest/Imprisonment	1 case
Excessive Force	1 case
Illegal Search	1 case
Other Civil Rights	1 case
Civil Rights – General	3 cases

*Court of Common Pleas of Allegheny County – Trial Division*

Tort/Personal Injury (Motor Vehicle)	1 case
Tort/Personal Injury (Veh. v./Pedestrian)	1 case
Civil Rights – False Arrest	1 case
Civil Rights – Excessive Force	1 case
Civil Rights – Excessive Force	1 case – Open

# POLICE BUREAU LITIGATIONS

## JANUARY 1 – DECEMBER 31, 2017

Annual Statistical Report

2017

The number of civil actions settled during the reporting period and the monetary amount of each settlement identified by the year of the claim, the parties' names and, if applicable, the relevant docket number.

### NUMBER OF CIVIL ACTIONS SETTLED: 4

DANIELLE McKAY and BRIDGET A. HENSEL v. ANTHONY McKAY, OFFICER DAVID M. SISAK, OFFICER PETER BECHTOLD, OFFICER SCOTT BOBAK, OFFICER DAVID SPINNEWEBER and THE CITY OF PITTSBURGH, No. 16-cv-00569, filed in the United States District Court for the Western District of Pennsylvania.

Civil Rights – General

Year of Claim: 2015

Settlement Amount: \$10,000 (\$5,000 each Plaintiff)

JAMAYIA THOMAS and CHARSHRIA TRATT v. CITY OF PITTSBURGH, No. GD 15-009946; Allegheny County Court of Common Pleas.

Tort – Personal Injury - Motor Vehicle Accident involving police vehicle.

Year of Claim: 2014

Settlement Amount: \$1,500

WILLIAM J. LAZZARA v. ROBERT PLATA, RASHALL BRACKNEY, CITY OF PITTSBURGH POLICE DEPARTMENT, and THE CITY OF PITTSBURGH, No. 16-00413; United States District Court for the Western District of Pennsylvania.

Civil Rights – Malicious Prosecution

Year of Claim: 2014

Settlement Amount: \$5,000

TERESA BROWN, MONICA JACKSON and ANTHONY GRACE v. ELIZABETH VITALBO, Pittsburgh Bureau of Police Officer; and CITY OF PITTSBURGH, No. CA 15-01235; United States District Court for the Western District of Pennsylvania.

Civil Rights – Free Speech; False Arrest/Imprisonment

Year of Claim: 2013

Settlement Amount: \$40,000



# POLICE BUREAU LITIGATIONS

## JANUARY 1 – DECEMBER 31, 2017

Annual Statistical Report

2017

The number of civil actions resolved during the reporting period by a court or jury or administrative body, the monetary amount distinguished by compensatory and punitive award(s) identified by the year of the original claim, the parties' names and the relevant docket number.

### NUMBER OF CIVIL ACTIONS RESOLVED: 8

DAVID FIELDS v. CITY OF PITTSBURGH, a municipal corporation, CHRISTOPHER GOETZ, in his individual and official capacities, and JEFFREY LABELLA, in his individual and official capacities, No. CA 14-01311; United States District Court for the Western District of Pennsylvania.

Civil Rights – Excessive Force

Year of Claim: 2014

12/16/16: ORDER granting Motion for Summary Judgment. Final judgment pursuant to Rule 58 is hereby entered in favor of defendants, the City of Pittsburgh, Christopher Goetz, Jeffrey Labelle, Richard Reilly, and "John Doe," and against plaintiff, David Fields. IT IS FURTHER ORDERED that the Court declines to exercise supplemental jurisdiction over plaintiff's state law claims, which are DISMISSED WITHOUT PREJUDICE pursuant to 28 U.S.C. § 1367(c)(3).

Plaintiff filed Appeal with United States Court of Appeals for the Third Circuit.

11/17/17: United States Court of Appeals for the Third Circuit Affirmed the USDC Order granting Defendants' Motion for Summary Judgment.

MONTE D. BLAIR v. CITY OF PITTSBURGH, CITY OF PITTSBURGH BUREAU OF POLICE, REGINA MCDONALD, NATE HARPER, OFFICER CHRISTOPHER KERTIS, OFFICER ANDREW BAKER, DETECTIVE SCOTT EVANS, No. CA 14-01473; United States District Court for the Western District of Pennsylvania.

Civil Rights – Excessive Force

Year of Claim: 2014

10/28/16: USDC granted Defendants' Motion for Summary Judgment. Plaintiff Appealed to the United States District Court for Third Circuit.

9/28/17: Judgment of USCA affirming the USDC Order granting Defendants' Motion for Summary Judgment.

DAVID WILLIAMS v. CITY OF PITTSBURGH, NATHAN HARPER, in his individual capacity, OFFICER ERIC BAKER, OFFICER BRENDAN NEE, OFFICER NATHAN AUVIL and SERGEANT STEPHEN MATAKOVICH, No. CA 15-00402; United States District Court for the Western District of Pennsylvania.

Civil Rights – Excessive Force; False Arrest/Imprisonment

Year of Claim: 2014

Order of Court dated 7/27/15 granting Stipulation for Dismissal of Defendant Nathan Harper.

Defendant Sgt. Matakovich dismissed by Stipulation during trial.

4/19/17: JUDGMENT As to Malicious Prosecution claim, Judgment is entered in favor of Plaintiff, David Williams, and against Defendants, Eric Baker and Brendan Nee, jointly and severally, in the amount of \$15,000.00 for compensatory damages and \$15,000.00 for punitive damages. And, Judgment is entered in favor of Defendant, Nathan Auvil and against Plaintiff, David Williams. As to Excessive Force claim, Judgment is entered in favor of Plaintiff, David Williams, and against Defendant, Brendan Nee, in the amount of \$1.00 for compensatory damages, and \$25,000.00 for punitive damages.

Total Amount, inclusive of Atty. Fee Award: \$250,000

# POLICE BUREAU LITIGATIONS

## JANUARY 1 – DECEMBER 31, 2017

Annual Statistical Report

2017

DEVON DAVIS v. POLICE OFFICER THOMAS GORECKI, individually and in his official capacities as a police officer of the City of Pittsburgh, POLICE OFFICER FLYNN, individually and in his official capacities as a police officer of the City of Pittsburgh, POLICE OFFICER SCOTT SESERKO, individually and in his official capacities as a police officer of the City of Pittsburgh, POLICE OFFICER ROSATO, individually and in his official capacities as a police officer of the City of Pittsburgh, DETECTIVE JEFFREY BROCK, individually and in his official capacities as a detective of the City of Pittsburgh, POLICE OFFICER JOHN DOE 1, individually and in his official capacities as a police officer of the City of Pittsburgh, CITY OF PITTSBURGH, a municipal Corporation, CHIEF CAMERON MCLAY, individually and in his official capacities as the Chief of Police of the City of Pittsburgh, No. 16-01608; United States District Court for the Western District of Pennsylvania.

Civil Rights – Excessive Force

Year of Claim: 2015

6/26/17: JUDGMENT in favor of Plaintiff against Defendants in the amount of \$60,000.00 to satisfy an agreed amount of attorneys' fees and costs. Judgment shall be entered against the City of Pittsburgh and in favor of Plaintiff in the amount of Thirty Thousand and 00/100 Dollars (\$30,000.00). This judgment is exclusive of all counsel fees, but inclusive of all other damages, costs, interest, or monetary claims of any kind arising from the causes of action set forth in Plaintiff's pleading. As part of the foregoing offer, Plaintiff may petition the Court for the recovery of reasonable and necessary counsel fees and costs recoverable under 42 U.S.C. §1988, up to and not exceeding Sixty Thousand and 00/100 Dollars (\$60,000.00).

Total Judgment, inclusive of Atty. Fees: \$90,000

DANIELLE SMITH v. CHILDREN'S HOSPITAL OF UPMC, ISABELA ANGELELLI, HANNAH ROBINSON, UNIVERSITY OF PITTSBURGH POLICE DEPARTMENT, JOSEPH MCDERMOTT, CITY OF PITTSBURGH POLICE DEPARTMENT, and THE CITY OF PITTSBURGH, No. GD 17-9657, filed in the Court of Common Pleas of Allegheny County.

Civil Rights – False Arrest/Imprisonment by UPMC Police Officers

Year of Claim: 2015

7/24/17: Defendant City of Pittsburgh was Dismissed from the Matter.

HENRY J. HOLMES v. ORLANDO HARPER, KARA MARIE SIDONE, and MICHAEL P. VEITH, No. 17-cv-01408, filed in the United States District Court for the Western District of Pennsylvania.

Civil Rights – False Arrest & Perjury

Year of Claim: 2014

11/3/17: per Order of Court by USDC for the Western District (to which the case was transferred as proper jurisdiction), Plaintiff's Complaint was dismissed with prejudice pursuant to 28 U.S.C. Section 1915(a) for failure to state a claim upon which relief can be granted. The Report and Recommendation dated 10/16/17 is adopted as the opinion of the Court. The Clerk is to mark the case closed. The court certifies pursuant to 28 U.S.C. Section 1915(a) that any appeal from [its] Order would not be taken in good faith.

# POLICE BUREAU LITIGATIONS

## JANUARY 1 – DECEMBER 31, 2017

Annual Statistical Report

2017

AKANINYENE EFIONG AKAN v. ADAM SUMMERS, NEIL

REINSFELDER, STEVEN CENTRA, RUFUS JONES, and GREGORY BOSS, No. 17-cv-00089 filed in the United States District Court for the Western District of Pennsylvania.

Civil Rights – General

Year of Claim: 2010

12/5/17: Order pursuant to Federal Rule of Civil Procedure 12(b)(6), the motions to dismiss filed, respectively, by defendants Adam Summers, Neil Reinsfelder, and Steven Centra, and defendants Rufus Jones and Gregory Boss, shall be GRANTED.

BARRY HOFFMAN v. CITY OF PITTSBURGH BUREAU OF POLICE, MUNHALL POLICE DEPARTMENT,

PENNSYLVANIA STATE POLICE, ALLEGHENY COUNTY POLICE DEPARTMENT, No. 17-cv-1273 filed in the United States District Court for the Western District of Pennsylvania.

Civil Rights – Other Civil Rights

Year of Claim: 2015

12/14/17: ORDER granting City Defendants' Motion to Dismiss.

The number of civil actions pending at the beginning and at the end of the reporting period in a court or jury or administrative body, identified by the year of the claim, the parties' names and relevant docket number.

**NUMBER OF CIVIL ACTIONS OPEN/PENDING: 24**

LEON D. FORD v. CITY OF PITTSBURGH, CITY OF PITTSBURGH BUREAU OF POLICE, REGINA MCDONALD, NATE HARPER, POLICE OFFICER DAVID DERBISH, POLICE OFFICER MICHAEL KOSKO, and POLICE OFFICER ANDREW MILLER, No. 13-01364; United States District Court for the Western District of Pennsylvania.

Civil Rights – Excessive Force

Year of Claim: 2012

8/15/16: ORDER GRANTING IN PART AND DENYING IN PART Officers' Motion for Summary Judgment and GRANTING City's. Motion for Summary Judgment. MICHAEL KOSKO is DISMISSED. CITY OF PITTSBURGH is DISMISSED as a defendant.

Matter is scheduled for Trial September 2017.

10/10/17: JURY returned as follows: No verdict reached as to defendant David Derbish. Verdict reached in favor of Defendant Andrew Miller. Retrial as to allegations against Defendant David Derbish scheduled for January 2018.

# POLICE BUREAU LITIGATIONS

## JANUARY 1 – DECEMBER 31, 2017

Annual Statistical Report

2017

LENA DAVENPORT, an adult individual v. BOROUGH OF HOMESTEAD, a Municipal Corporation; CITY OF PITTSBURGH, a Municipal Corporation; JAMES STRANG, individually and in his official capacities as a Police Officer of the Borough of Homestead; JAMES ILGENFRITZ, individually and in his official capacities as a Police Officer of the Borough of Homestead; LOUIS SCHWEITZER, individually and in his official capacities as a Police Officer of the City of Pittsburgh; STEPHEN MATAKOVICH, individually and in his official capacities as a Police Officer of the City of Pittsburgh; CALVIN KENNEDY, individually and in his official capacities as a Police Officer of the City of Pittsburgh, and THOMAS GORECKI, individually and in his official capacities as a Police Officer of the City of Pittsburgh, and NATHAN HARPER, in his official capacity as a Chief of Police of the City of Pittsburgh, No. 13-00250; United States District Court for the Western District of Pennsylvania.

Civil Rights – Excessive Force

Year of Claim: 2013

(Same incident at DONALD BURRIS, JR. v. BOROUGH OF HOMESTEAD, et al., No. CA 14-01704; United States District Court for the Western District of Pennsylvania.)

9/30/2016 - ORDER. IT IS ORDERED that the Homestead Defendants' motion for summary judgment is granted and Plaintiff's motion for summary judgment against the Homestead defendants is denied; and IT FURTHER IS ORDERED that for the reasons set forth in the opinion filed on this date, the Pittsburgh Defendants' motion for summary judgment is granted in part and denied in part. The motion is granted as to the claims against Officer Boyko under the Third, Fifth, Seventh and Eighth causes of action, the claims against former Chief Nate Harper under the Fourth and Sixth causes of action, and the state law claims against the City of Pittsburgh under the Seventh and Eighth causes of action. The Pittsburgh Defendants' motion for summary judgment is denied in all other aspects.

Individual Defendants filed Appeal on 10/31/16 with the United States Court of Appeals for the Third Circuit.

8/29/17: US Court of Appeals for the Third Circuit ruled as follows: On consideration whereof, it is now hereby ORDERED and ADJUDGED that the order of the District Court entered September 30, 2016, be and the same is hereby REVERSED IN PART and REMANDED with instructions to enter summary judgment on the basis of qualified immunity in favor of Schweitzer, Matakovich, and Kennedy. The appeal is DISMISSED IN PART for lack of jurisdiction with respect to Gorecki. All of the above in accordance with the opinion of this Court.

TERRELL JOHNSON v. DENNIS LOGAN, in his Official Capacity as Police Officer for the City of Pittsburgh and in his Individual Capacity; JILL SMALLWOOD, in her Official Capacity as Police Officer for the City of Pittsburgh and in her Individual Capacity; JOHN DOE, in his Official Capacity as Police Officer for the City of Pittsburgh and in his Individual Capacity; DALE CANOFARI, in his Official Capacity as Police Officer of City of Pittsburgh and in his Individual Capacity; BRIAN WEISMANTLE, in his Official Capacity as Police Officer for the City of Pittsburgh and in his Individual Capacity, the City of Pittsburgh, and STEVEN ZAPPALA, in his Official Capacity as District Attorney of Allegheny County and in his Individual Capacity, No. CA 14-01230; United States District Court for the Western District of Pennsylvania.

Civil Rights – False Arrest/Imprisonment; Malicious Prosecution

Year of Claim: 2014

12/12/16: ORDER. For the reasons stated in the Memorandum & Order filed herewith, Defendants Logan, Smallwood, Canofari and Weismantle's Motion for Summary Judgment is GRANTED.

Plaintiff filed Appeal with United States Court of Appeals for the Third Circuit on 1/10/17.

# POLICE BUREAU LITIGATIONS

## JANUARY 1 – DECEMBER 31, 2017

Annual Statistical Report

2017

SHANE MCGUIRE v. CITY OF PITTSBURGH, a municipal corporation, COLBY J. NEIDIG, individually and in his official capacities as a Police Officer of the City of Pittsburgh, DAVID BLATT, individually and in his official capacities as a Police Officer of the City of Pittsburgh, No. CA 14-01531; United States District Court for the Western District of Pennsylvania.

Civil Rights – Excessive Force

Year of Claim: 2014

Jury Trial held March 2017. Jury Verdict in favor of Plaintiff and against Defendant Colby Neidig.

3/23/17: Judgment Order – Ordered judgment is entered in favor of Plaintiff Shane McGuire and against Defendant Colby Neidig under the jury verdict for \$75,000.

Defendant Neidig has filed state court claim against City of Pittsburgh requesting indemnification for the verdict.

DONALD BURRIS, JR. v. BOROUGH OF HOMESTEAD, a Municipal Corporation; CITY OF PITTSBURGH, a Municipal Corporation; CITY OF PITTSBURGH BUREAU OF POLICE, a governmental entity; BOROUGH OF HOMESTEAD POLICE DEPARTMENT, a governmental entity; IAN STRANG, individually and in his official capacities as Police Officer of the Borough of Homestead; JAMES ILGENFRITZ, individually and in his official capacities as Police Officer of the Borough of Homestead; LOUIS SCHWEITZER, individually and in his official capacities as a Police Officer of the City of Pittsburgh; STEPHEN MATAKOVICH, individually and in his official capacities as a Police Officer of the City of Pittsburgh; CALVIN KENNEDY, individually and in his official capacities as a Police Officer of the City of Pittsburgh; THOMAS GORECKI, individually and in his official capacity as a Police Officer of the City of Pittsburgh; IGOR BOYKO, individually and in his official capacity as a Police Officer of the City of Pittsburgh; NATHAN HARPER, in his official capacity as a Chief of the City of Pittsburgh; and JEFFREY DESIMONE in his official capacity as the Chief of Police of the Borough of Homestead, No. CA 14-01704; United States District Court for the Western District of Pennsylvania.

Civil Rights – Excessive Force

Year of Claim: 2013

(Same incident as LENA DAVENPORT v. BOROUGH OF HOMESTEAD, et al., No. 13-00250; United States District Court for the Western District of Pennsylvania)

WILL EL, an adult individual and BEYSHAUD EL, an adult individual v. CITY OF PITTSBURGH, a municipal Corporation; LT. REYNE KACSUTA, individually and in her official capacities as a police officer of the City of Pittsburgh; FRANK WELLING, individually and in his official capacities as a police officer of the City of Pittsburgh; RYAN WARNOCK, individually and in his official capacities as a police officer of the City of Pittsburgh; JOSEPH A. SOBECK, individually and in his official capacities as a police officer of the City of Pittsburgh; FIRST NAME UNKNOWN MCDANIEL, individually and in his official capacities as a police officer of the City of Pittsburgh; SIARA LAWNICZAK, individually and in her official capacities as a police officer of the City of Pittsburgh; FIRST NAME UNKNOWN OFFICER RENDE, individually and in his official capacities as a police officer of the City of Pittsburgh; JOHN DOES 1-5, individually and in their official capacities as police officers of the City of Pittsburgh, No. CA15-00834; United States District Court for the Western District of Pennsylvania.

Civil Rights – Excessive Force

Year of Claim: 2013

# POLICE BUREAU LITIGATIONS

## JANUARY 1 – DECEMBER 31, 2017

Annual Statistical Report

2017

TABATHA WERKMEISTER, individually and on behalf of her minor sons, J.J.W., J.M.W. and D.W. and her minor daughter, A.W. and GRINAGE DION WILSON v. CITY OF PITTSBURGH, ACTING CHIEF OF POLICE REGINA MCDONALD, OFFICER JOHN DOE #1, OFFICER JOHN DOE #2, OFFICER JOHN DOE #3, OFFICER JOHN DOE #4, OFFICER JOHN DOE #5, OFFICER JOHN DOE #6, OFFICER JOHN DOE #7, OFFICER JOHN DOE #8, OFFICER JOHN DOE #9, & OFFICER JOHN DOE #10, No. CA 15-01235; United States District Court for the Western District of Pennsylvania.

Civil Rights – Illegal/Unreasonable Search; Excessive Force

Year of Claim: 2014

RONALD A. JOHNSON v. CITY OF PITTSBURGH, ACTING CHIEF MCDONALD, CITY OF PITTSBURGH POLICE OFFICER WILLIAM KELSCH, (Kelsch is sued in his individual and official capacity)(all others in their official capacities), No. GD 15-011174; Court of Common Pleas of Allegheny County.

Civil Rights – Illegal Search; False Arrest

Year of Claim: 2014

JOSEPH RENO v. CITY OF PITTSBURGH BUREAU OF POLICE, JOHN J. GODLEWSKI, DANIEL ARTHUR HUBERT, and TIMOTHY MATSON, No. GD 15-017671; Court of Common Pleas of Allegheny County.

Unknown Cause of Action (Complaint has not been filed)

Year of Claim: Unknown

ANTWAUN BUSH v. CITY OF PITTSBURGH, NATHAN HARPER, OFFICER DANIEL JOSEPH PAGA, JR., OFFICER DONALD SNIDER, OFFICER CHARLES THOMAS, OFFICER MORGAN JENKINS, OFFICER CHARLES HENDERSON, and OFFICER DAVID CANNON, No. 16-00926; United States District Court for the Western District of Pennsylvania.

Civil Rights – Excessive Force

Year of Claim: 2012

REX A. COUGHENOUR v. THE CITY OF PITTSBURGH, OFFICER ROBERT PEDLEY, OFFICER BRETT BUTKEWICH, No. 16-01415; United States District Court for the Western District of Pennsylvania.

Civil Rights – False Arrest/Imprisonment

Year of Claim: 2015

LEO TARR v. CITY OF PITTSBURGH, a municipal corporation; ANTONIO RUIZ, individually and in his official capacities as a Police Officer of the City of Pittsburgh; TIMOTHY CRANE, individually and in his official capacities as a Police Officer of the City of Pittsburgh; EVAN MULZET, individually and in his official capacities as a Police Officer of the City of Pittsburgh; M. ANTHONY (No. 3625), individually and in his official capacities as a Police Officer of the City of Pittsburgh; CHRISTOPHER BRADEN, individually and in his official capacities as a Police Officer of the City of Pittsburgh; M. SMITH (No. 3610), individually and in his official capacities as a Police Officer of the City of Pittsburgh; and JAMES MONTGOMERY, an adult individual, No. 16-01424; United States District Court for the Western District of Pennsylvania.

Civil Rights – False Arrest/Imprisonment

Year of Claim: 2015



# POLICE BUREAU LITIGATIONS

## JANUARY 1 – DECEMBER 31, 2017

Annual Statistical Report

2017

GABRIEL DESPRES v. CITY OF PITTSBURGH, OFFICER STEPHEN MATAKOVICH, Individually, and LAND-MARK EVENT STAFF SERVICING, INC., No. 16-01510; United States District Court for the Western District of Pennsylvania.

Civil Rights – Excessive Force

Year of Claim: 2015

KENNETH GOLDSMITH v. FREDERICK BAER GOLDSMITH, ESQ., individually and under Color of State Law; SERGEANT JAMES S. TOGYER, individually and in his Official Capacity; Lt. MATTHEW LACKNER, individually and in his Official Capacity; KRISTA HOEBEL, individually and in her Official Capacity; BRIAN ELLEDGE, individually and in his Official Capacity; CITY OF PITTSBURGH DEPARTMENT OF PUBLIC SAFETY, as Municipal Defendant; and NORMA PETERS, No. 16-01362; United States District Court for the Western District of Pennsylvania.

Civil Rights – False Arrest/Imprisonment

Year of Claim: 2014

DAVID S. JOHNSON v. CITY OF PITTSBURGH, UNIVERSITY OF PITTSBURGH, UNIVERSITY OF PITTSBURGH POLICE DEPARTMENT, OFFICER SARA FALOTICO, OFFICER ALEXANDER VISNICH, SGT. JOHN DOE AND OFFICER JOHN DOE, No. 16-01068; United States District Court for the Western District of Pennsylvania.

Civil Rights – General

Year of Claim: 2016

LINCOLN DAVE LEVYS, JR. v. JOHN E. SHAMLIN (incorrectly identified as JOHN V. SHAMLIN), WILLIAM D. MATHIAS, TIMOTHY MORSE (incorrectly identified as Morse) of the City of Pittsburgh P.D., Zone 3 (personal and official capacity) and CITY OF PITTSBURGH, P.D., Zone 3, No. 16-cv-1624 filed in the United States District Court for the Western District of Pennsylvania.

Civil Rights – False Arrest/Imprisonment

Year of Claim: 2014

11/28/17: ORDER granting Defendants' Motion for Summary Judgment.

12/11/17: Plaintiff appealed to the United States Court of Appeals for the Third Circuit. (US 3rd Circuit Docket No. 17-3689)

PATRICIA A. SCOTT v. GIANT EAGLE MARKETS, INC. and PITTSBURGH POLICE DEPARTMENT ZONE #4, No. 17-cv-00289 filed in the United States District Court for the Western District of Pennsylvania.

Civil Rights – General

Year of Claim: 2016

DEBORAH TRZECIAK v. CITY OF PITTSBURGH, OFFICER ZACHARY VOZZA, OFFICER DAWN BOWEN, OFFICER JOHN CYGRYMUS, OFFICER PAULETTE GUCKES and OFFICER RICHARD STERN, No. GD 17-003320, filed in the Court of Common Pleas of Allegheny County.

Civil Rights – Excessive Force

Year of Claim: 2015

# POLICE BUREAU LITIGATIONS

## JANUARY 1 – DECEMBER 31, 2017

Annual Statistical Report

2017

DANIEL MARCHESSE (on behalf of Amelia marchese, minor), DANIEL MARCHESE (on behalf of William Marchese, Minor) v. ALLEGHENY COUNTY PENNSYLVANIA, CITY OF PITTSBURGH PENNSYLVANIA, BONITA REARICK, KELLY and ALAN JOHNSTONE, UNKNOWN, No. GD 17-007844, filed in the Court of Common Pleas of Allegheny County.

Civil Rights – Illegal Search & False Arrest

Year of Claim: 2015

NATASHA BRUCE v. WILLIAM PEDUTO, a/k/a MAYOR OF CITY OF PITTSBURGH, CITY OF PITTSBURGH, and OFFICER JOSEPH LIPPERT, III, No. GD 17-010241 filed in the Court of Common Pleas of Allegheny County.

Tort/Personal Injury – Motor vehicle accident involving police vehicle

Year of Claim: 2016

EMILY NICOLE VANGORDER v. MAYOR WILLIAM PEDUTO, PITTSBURGH BUREAU OF POLICE CHIEF SCOTT SCHUBERT, PITTSBURGH CITY COUNCIL MEMBERS DARLENE HARRIS, THERESA KAIL-SMITH, BRUCE KRAUS, NATALIA RUDAK, COREY O'CONNOR, R. DANIEL LaVELLE, DEBORAH GROSS, DANIEL GILMAN, RICKEY BURGESS, PITTSBURGH BUREAU OF POLICE OFFICERS: BOTESCH, DEGUFFROY AND BLISS OF THE ZONE 3 STATION, No. 17-cv-00930, filed in the United States District Court for the Western District of Pennsylvania.

Civil Rights – Illegal Search

Year of Claim: 2017

LAWRENCE LORENZO PRIOR v. CITY OF PITTSBURGH POLICE DEPARTMENT, JOSEPH BARNA, MARK GOOB, SCOTT LOVE, JOSHUA ROBEY and LUCIUS SCHWEITZER, No. 17-cv-00590, filed in the United States District Court for the Western District of Pennsylvania.

Civil Rights – Excessive Force

Year of Claim: 2015

JAJUAN HAMILTON v. JOHNNY EREVIA, AND THE CITY OF PITTSBURGH, No. 17-013726 filed in the Court of Common Pleas of Allegheny County.

Tort/Personal Injury – Motor vehicle accident involving pedestrian and police vehicle

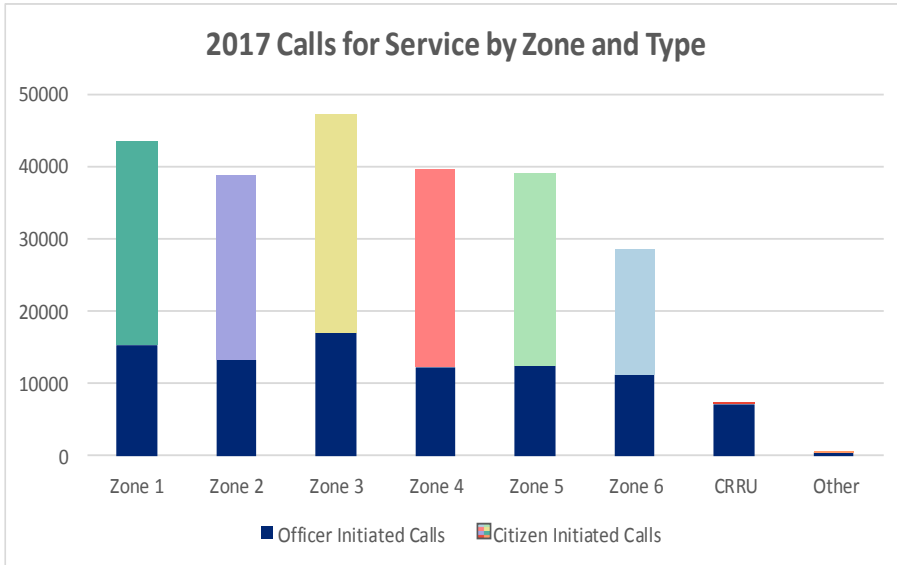
Year of Claim: 2015

AMBROSIO ROUSE V. THE CITY OF PITTSBURGH, PENNSYLVANIA, A MUNICIPAL CORPORATION; ALLEGHENY COUNTY, PENNSYLVANIA, A MUNICIPAL CORPORATION; HAMPTON TOWNSHIP, PENNSYLVANIA, A MUNICIPAL CORPORATION; DEVLIN'S POINTE APARTMENTS, A BUSINESS; DEVLIN'S POINTE APARTMENTS' MANAGEMENT; JAMES A. WEST JR., IN HIS INDIVIDUAL CAPACITY; JUDGE SUZANNE R. BLASCHAK, IN HER OFFICIAL AND INDIVIDUAL CAPACITIES; JUDGE ROBERT J. COLVILLE, IN HIS OFFICIAL AND INDIVIDUAL CAPACITIES; DONALD GLOCK, IN HIS OFFICIAL AND INDIVIDUAL CAPACITIES, HAMPTON TOWNSHIP OFFICER SERGEANT ROBERT KIRSOPP, IN HIS OFFICIAL AND INDIVIDUAL CAPACITIES, X,Y,Z, No. 17-1454 filed in the United States District Court for the Western District of Pennsylvania.

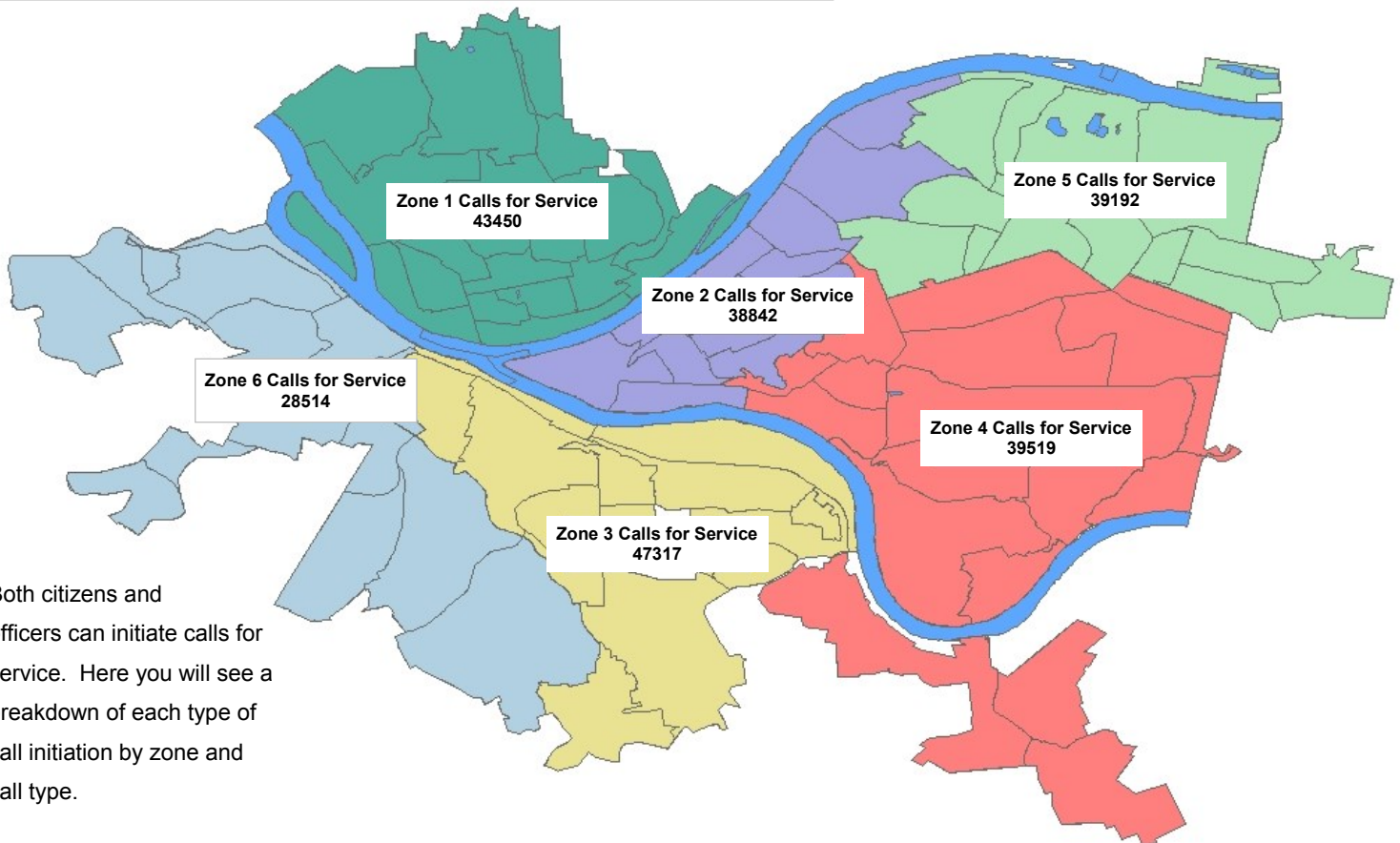
Civil Rights – General

Year of Claim: 2015

# CALLS FOR SERVICE



In 2017, 7,153 calls for service were recorded in the Pittsburgh Central Records & Reports Unit (CRRU), and 538 calls for service occurred outside of city limits, contributing to a grand total of **244,525** calls for service made by and to the Pittsburgh Bureau of Police.



Both citizens and officers can initiate calls for service. Here you will see a breakdown of each type of call initiation by zone and call type.

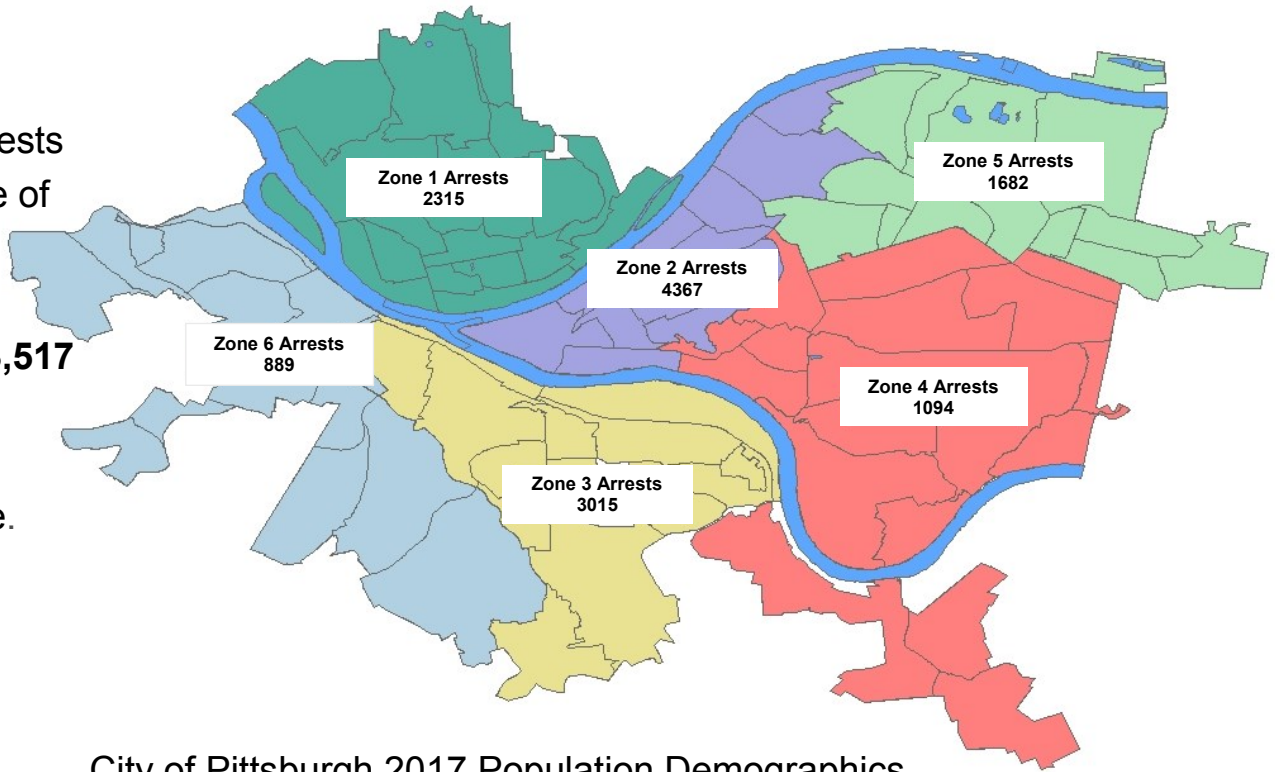
Zone	Zone 1	Zone 2	Zone 3	Zone 4	Zone 5	Zone 6	CRRU	Other	Total CFS by Type
Officer Initiated Calls	15333	13171	17135	12305	12410	11118	7152	511	89135
Citizen Initiated Calls	28117	25671	30182	27214	26782	17396	1	27	155390
<b>Total CFS by Zone</b>	<b>43450</b>	<b>38842</b>	<b>47317</b>	<b>39519</b>	<b>39192</b>	<b>28514</b>	<b>7153</b>	<b>538</b>	<b>244525</b>

# ARRESTS

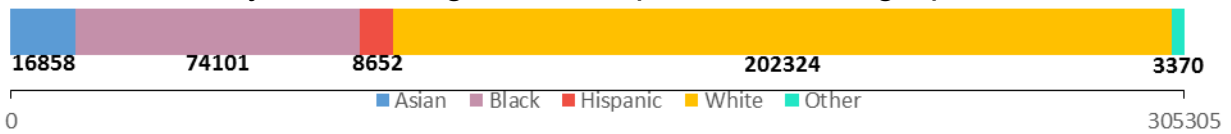
Annual Statistical Report

2017

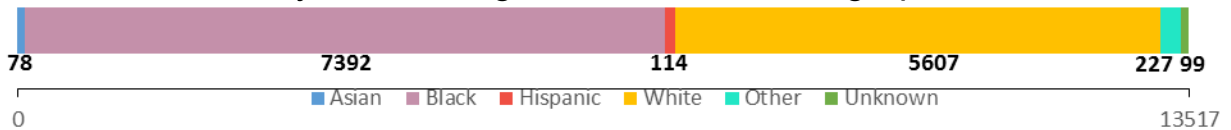
In 2017, 155 arrests occurred outside of city limits, contributing to a grand total of **13,517** arrests made by the Pittsburgh Bureau of Police.



City of Pittsburgh 2017 Population Demographics



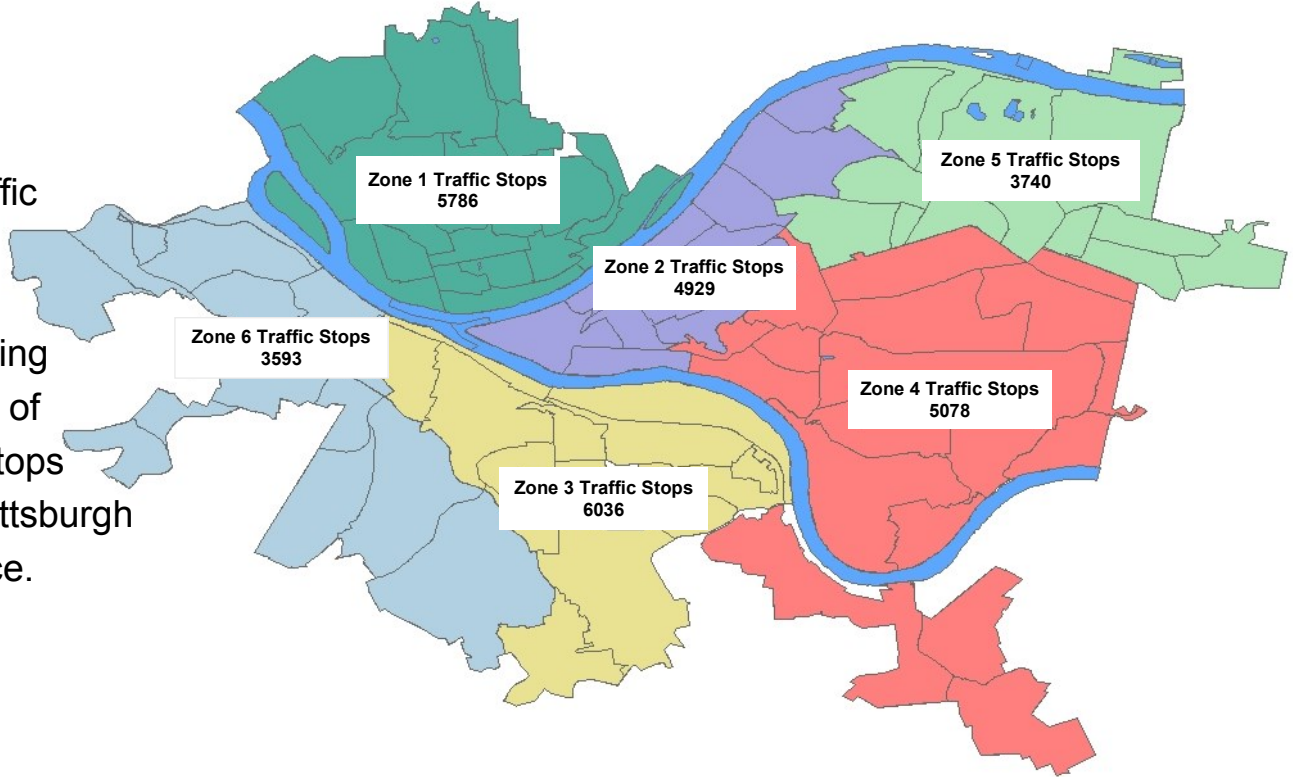
City of Pittsburgh 2017 Arrest Demographics



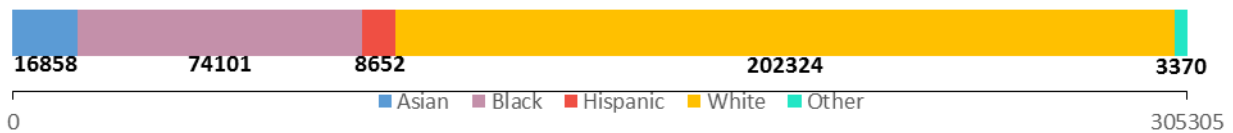
Age	Asian		Black		Hispanic		White		Unknown		Other		Total Arrests by Age
	Female	Male	Female	Male	Female	Male	Female	Male	Female	Male	Female	Male	
10 Years and Under	0	0	3	13	0	0	0	1	0	0	0	1	18
11 to 18 Years	1	3	267	651	3	2	61	143	4	3	8	17	1159
19 to 29 Years	7	39	677	2075	15	41	629	1515	11	17	23	101	5146
30 to 39 Years	4	9	398	1043	2	28	469	1095	6	21	4	34	3109
40 to 49 Years	1	8	215	617	0	8	209	560	5	10	3	10	1646
50 to 59 Years	1	2	152	578	1	1	124	363	2	3	2	7	1234
60 to 69 Years	0	0	31	193	0	2	34	113	0	2	1	4	379
70 Years and Above	0	0	2	19	0	0	6	29	0	0	0	1	57
Unknown	1	2	125	333	1	10	74	182	5	10	5	6	754
<b>Total Arrests by Race and Gender</b>	<b>15</b>	<b>63</b>	<b>1870</b>	<b>5522</b>	<b>22</b>	<b>92</b>	<b>1606</b>	<b>4001</b>	<b>33</b>	<b>66</b>	<b>46</b>	<b>181</b>	<b>13517</b>

# TRAFFIC STOPS

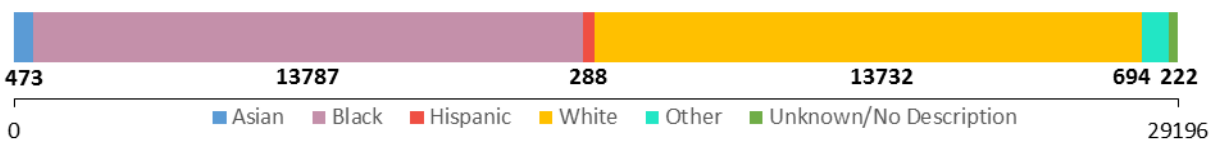
In 2017, 34 traffic stops occurred outside of city limits, contributing to a grand total of **29,196** traffic stops made by the Pittsburgh Bureau of Police.



City of Pittsburgh 2017 Population Demographics



City of Pittsburgh 2017 Traffic Stop Demographics



Race and Gender	Asian		Black		Hispanic		White		Unknown		Other		No Description	Total Traffic Stops
	Female	Male	Female	Male	Female	Male	Female	Male	Female	Male	Female	Male	-	
	118	355	4556	9231	63	225	4653	9079	43	155	90	604	24	
Total by Race		473	13787	288	13732	198	694	24						

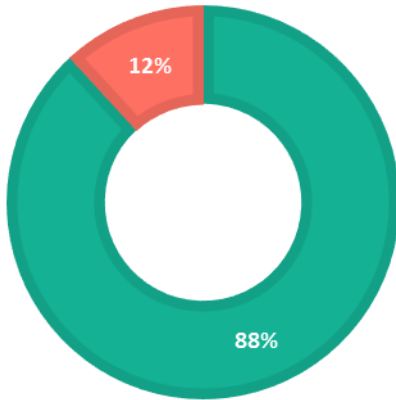


# FRISK SEARCH

Annual Statistical Report

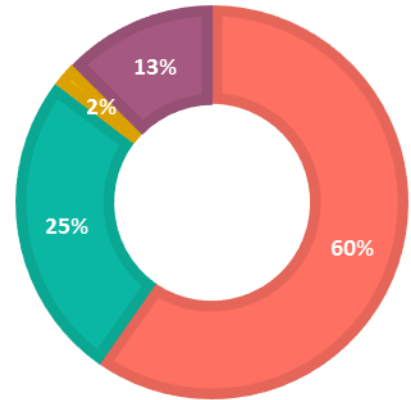
2017

Percentage of Stops Ending in Frisk



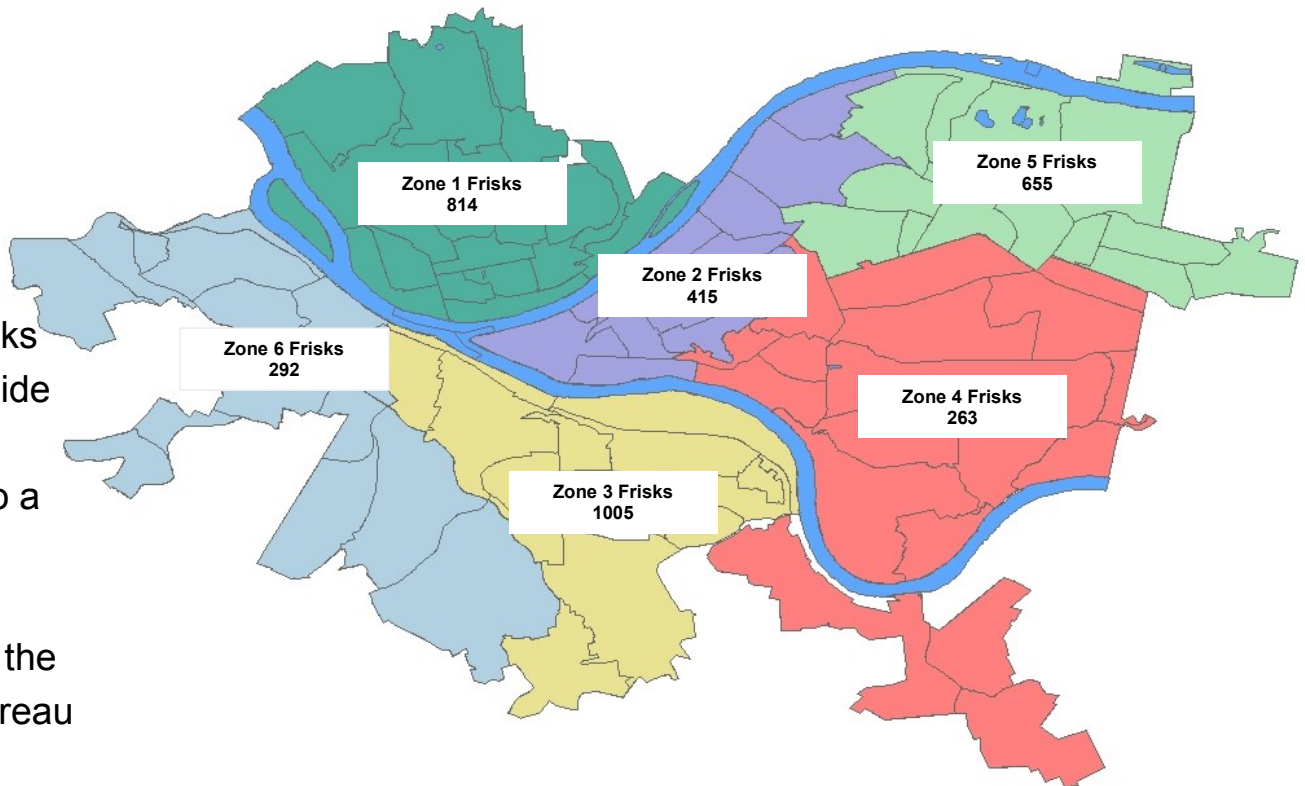
■ Stops Not Ending in Frisk ■ Stops Ending in Frisk

Result of Stops Ending in Frisk



■ Arrested ■ Cited ■ Investigatory Stop Only ■ Warned

In 2017, 9 frisks occurred outside of city limits, contributing to a grand total of **3,453** frisks performed by the Pittsburgh Bureau of Police.



Race and Gender	Asian		Black		Hispanic		White		Unknown		Other		No Description	Total Frisks
	Female	Male	Female	Male	Female	Male	Female	Male	Female	Male	Female	Male	-	
	0	16	276	1915	0	26	254	940	0	5	0	21	0	3453
Total by Race	16		2191		26		1194		5		21		0	

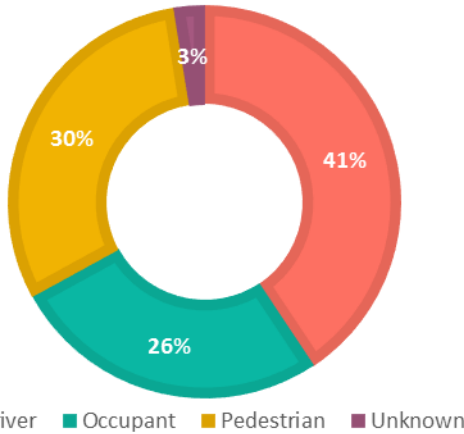


# FIELD CONTACT / WARRANTLESS SEARCH AND SEIZURE

Annual Statistical Report

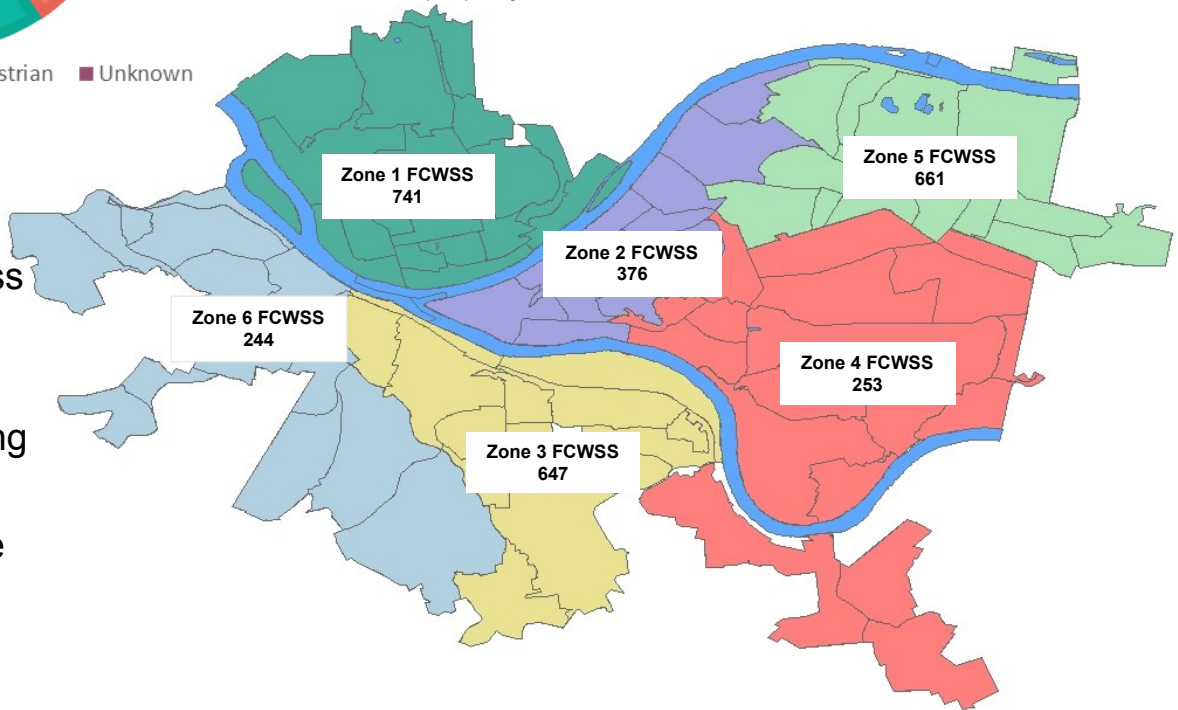
2017

## Description of Field Contact



In 2017, two FCWSS incidents required officers to perform a strip search. One incident occurred in the month of August at 15:40 hours, when a white female field contact age 30-39 indicated that she possessed a weapon on her person. A female officer performed the strip search with negative results, and the individual was released. A second incident occurred in the month of September at 01:00 hours, when a black male age 19-29 was arrested for a hit and run incident involving shots fired. A male officer performed the strip search with positive results for drugs and weapons. The property was seized, and the individual was arrested.

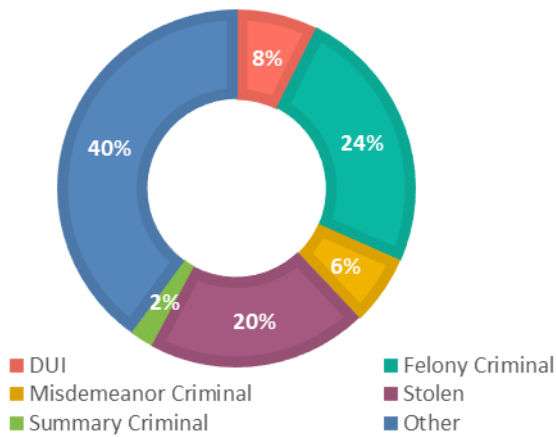
In 2017, 37 field contacts / warrantless search and seizures occurred outside of city limits, contributing to a grand total of **2,959** FCWSS made by the Pittsburgh Bureau of Police.



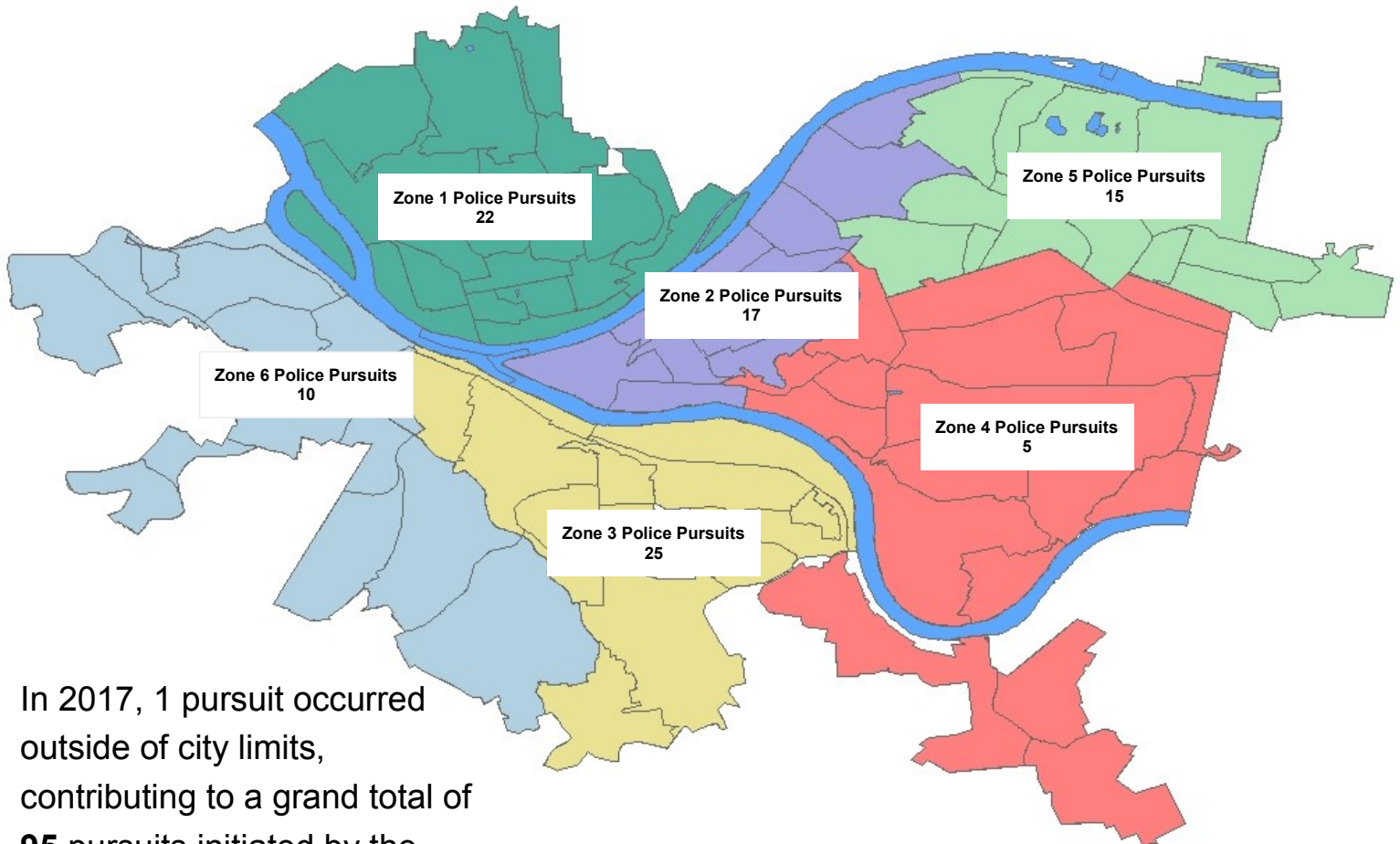
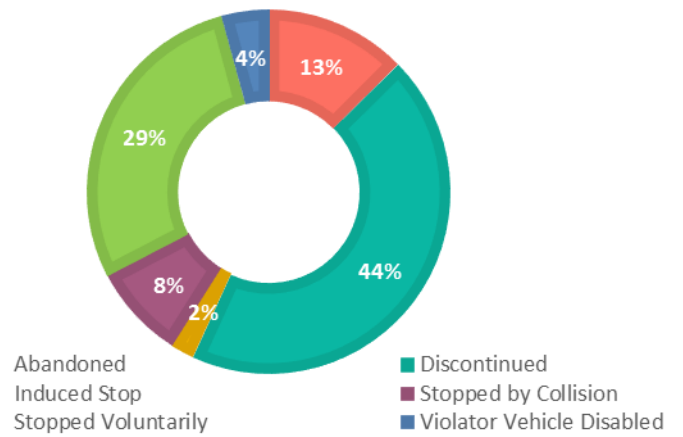
Age	Asian		Black		Hispanic		White		Unknown		Other		Total FCWSS by
	Female	Male	Female	Male	Female	Male	Female	Male	Female	Male	Female	Male	
10 Years and Under	0	0	1	0	0	0	0	0	0	0	0	0	1
11 to 18 Years	1	1	28	172	2	1	8	44	0	0	0	3	260
19 to 29 Years	0	1	163	724	5	5	124	246	4	8	6	12	1298
30 to 39 Years	1	2	71	268	0	7	105	229	1	4	1	5	694
40 to 49 Years	1	0	39	165	1	1	42	113	1	2	0	1	366
50 to 59 Years	0	0	40	109	0	2	21	64	0	1	0	0	237
60 to 69 Years	0	0	9	40	0	0	5	24	0	0	0	0	78
70 Years and Above	0	0	3	7	0	0	1	6	1	0	0	0	18
Unknown	0	0	0	3	0	0	2	2	0	0	0	0	7
<b>Total FCWSS by Race and Gender</b>	<b>3</b>	<b>4</b>	<b>354</b>	<b>1488</b>	<b>8</b>	<b>16</b>	<b>308</b>	<b>728</b>	<b>7</b>	<b>15</b>	<b>7</b>	<b>21</b>	<b>2959</b>

# POLICE PURSUITS

Reason Pursuit Initiated



Reason Pursuit Terminated



In 2017, 1 pursuit occurred outside of city limits, contributing to a grand total of **95** pursuits initiated by the Pittsburgh Bureau of Police.

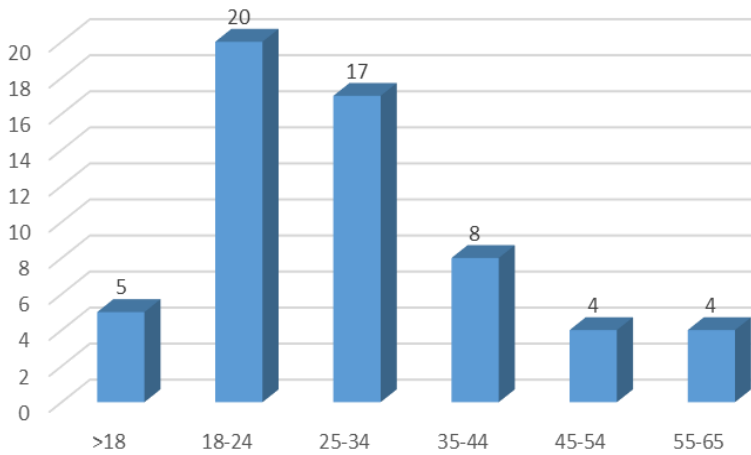
# HOMICIDE ANALYSIS

Annual Statistical Report

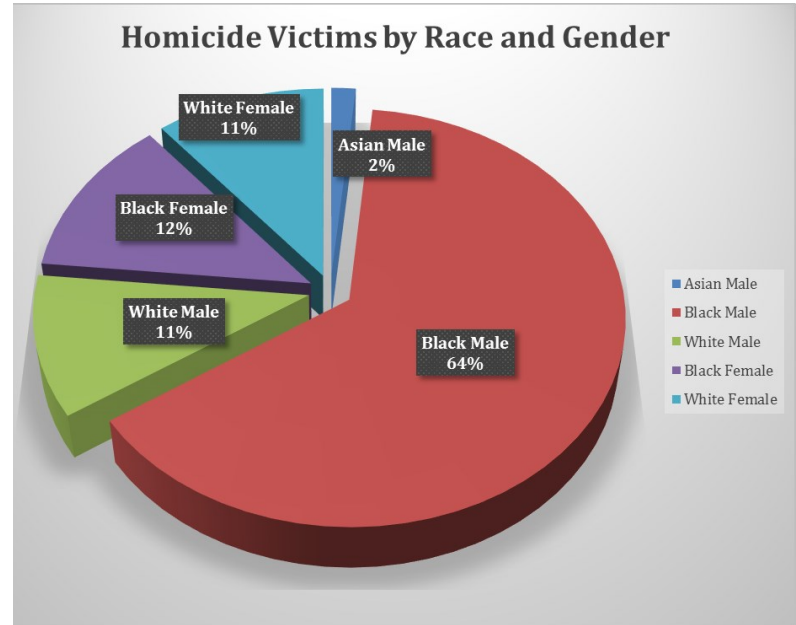
2017

In 2017, the City of Pittsburgh saw a total of **58** homicide incidents. On this page you will see a demographic breakdown of homicide victims by age, race, and gender.

2017 Homicide Victims by Age



Homicide Victims by Race and Gender



2017 Homicide Victim Demographics by Age Group and Race

	Asian	Black	White	Total
<18	0	5	0	5
18-24	0	18	2	20
25-34	1	13	3	17
35-44	0	5	3	8
45-54	0	4	0	4
55-65	0	4	0	4
<b>Total</b>	<b>1</b>	<b>49</b>	<b>7</b>	<b>58</b>

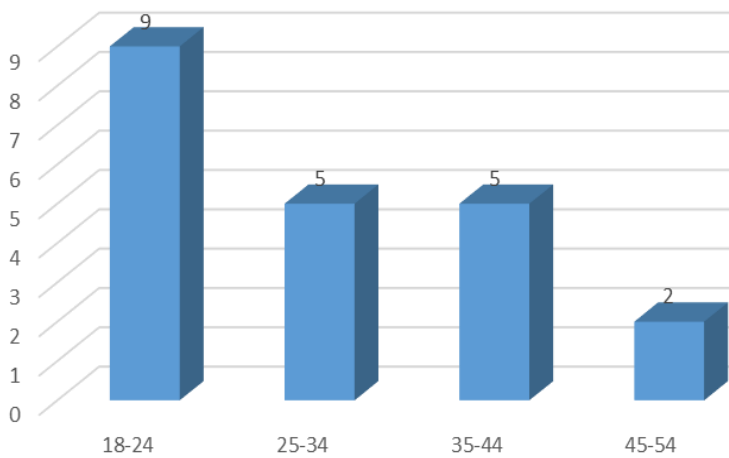
# HOMICIDE ANALYSIS

Annual Statistical Report

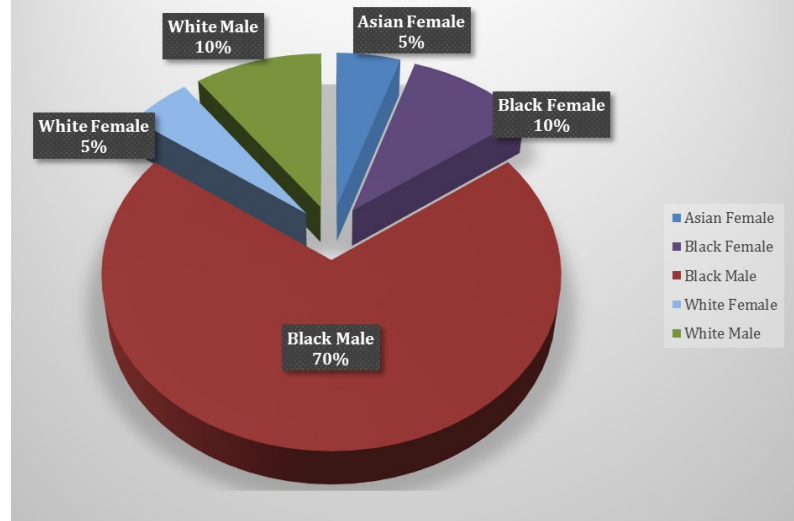
2017

In 2017, the City of Pittsburgh saw a total of **58** homicide incidents. On this page you will see a demographic breakdown of homicide arrestees by age, race, and gender.

2017 Homicide Arrestees by Age



2017 Homicide Arrestees by Race & Gender



## 2017 Homicide Arrestee Demographics by Age Group and Race

Age Group/Race	Asian	Black	White	Total
<17	0	0	0	0
18-24	1	7	1	9
25-34	0	4	1	5
35-44	0	4	1	5
45-54	0	2	0	2
<b>Total</b>	<b>1</b>	<b>17</b>	<b>3</b>	<b>21</b>

# CRIME BY NEIGHBORHOOD

Annual Statistical Report

2017

Crime statistics are not a 100% accurate reflection of the actual rate of crimes being committed, as they only represent **reported** crimes. Reporting varies greatly by crime type, with violent crime being reported far more frequently than property crime. Crimes are separated into two categories (Part I and Part II) within the Federal Uniform Crime Reporting (UCR) standards. In 2017, the City of Pittsburgh saw a total of 28,630 reported crimes. Here you will see a breakdown of total crimes by neighborhood.

Part I Offenses Known to Law Enforcement	Allegheny Center	Allegheny West	Allentown	Arlington	Arlington Heights
Murder	0	0	0	0	0
Rape	1	0	2	1	0
Robbery	14	3	11	8	0
Aggravated Assault	9	0	12	11	4
<b>Part I Violent Crime Total</b>	<b>24</b>	<b>3</b>	<b>25</b>	<b>20</b>	<b>4</b>
Burglary	8	1	18	12	6
Theft	44	37	78	38	7
Vehicle Theft	3	2	9	2	1
Arson	0	1	2	1	0
<b>Part I Property Crime Total</b>	<b>55</b>	<b>41</b>	<b>107</b>	<b>53</b>	<b>14</b>
<b>Part I Incident Total</b>	<b>79</b>	<b>44</b>	<b>132</b>	<b>73</b>	<b>18</b>

Part II Offenses Known to Law Enforcement	Allegheny Center	Allegheny West	Allentown	Arlington	Arlington Heights
Forgery	5	1	6	4	1
Simple Assault	50	12	75	19	13
Fraud	2	4	9	8	5
Embezzlement	0	2	0	0	0
Receiving Stolen Prop	2	1	2	0	0
Vandalism	17	5	47	29	8
Carry Weapon	5	1	6	3	0
Prostitution	3	0	1	0	0
Sex Offense	4	1	4	1	0
Drug Offense	28	5	30	4	1
Endangering Children	1	0	6	0	0
DUI	7	7	3	1	0
Liquor Laws	7	0	1	1	0
Public Drunkenness	11	2	4	1	0
Disorderly Conduct	5	4	20	4	1
Other	38	8	52	12	3
<b>Total</b>	<b>185</b>	<b>53</b>	<b>266</b>	<b>87</b>	<b>32</b>

<b>Neighborhood Total Crimes</b>	<b>264</b>	<b>97</b>	<b>398</b>	<b>160</b>	<b>50</b>
----------------------------------	------------	-----------	------------	------------	-----------

# CRIME BY NEIGHBORHOOD

Annual Statistical Report

2017

Crime statistics are not a 100% accurate reflection of the actual rate of crimes being committed, as they only represent **reported** crimes. Reporting varies greatly by crime type, with violent crime being reported far more frequently than property crime. Crimes are separated into two categories (Part I and Part II) within the Federal Uniform Crime Reporting (UCR) standards. In 2017, the City of Pittsburgh saw a total of 28,630 reported crimes. Here you will see a breakdown of total crimes by neighborhood.

Part I Offenses Known to Law Enforcement	Banksville	Bedford Dwellings	Beechview	Beltzhoover	Bloomfield
Murder	0	0	0	1	0
Rape	0	0	1	0	4
Robbery	3	3	11	7	27
Aggravated Assault	1	17	17	11	7
<b>Part I Violent Crime Total</b>	<b>4</b>	<b>20</b>	<b>29</b>	<b>19</b>	<b>38</b>
Burglary	9	14	30	17	35
Theft	28	30	102	23	282
Vehicle Theft	1	4	12	7	12
Arson	0	1	3	4	1
<b>Part I Property Crime Total</b>	<b>38</b>	<b>49</b>	<b>147</b>	<b>51</b>	<b>330</b>
<b>Part I Incident Total</b>	<b>42</b>	<b>69</b>	<b>176</b>	<b>70</b>	<b>368</b>

Part II Offenses Known to Law Enforcement	Banksville	Bedford Dwellings	Beechview	Beltzhoover	Bloomfield
Forgery	1	3	4	5	9
Simple Assault	16	44	89	38	63
Fraud	20	6	36	8	35
Embezzlement	0	0	3	0	2
Receiving Stolen Prop	0	4	1	1	1
Vandalism	10	28	69	21	103
Carry Weapon	2	2	10	4	4
Prostitution	0	0	0	0	0
Sex Offense	1	0	6	0	5
Drug Offense	11	17	40	27	26
Endangering Children	0	0	3	1	3
DUI	3	1	7	6	18
Liquor Laws	0	0	1	0	0
Public Drunkenness	1	1	3	1	4
Disorderly Conduct	5	7	16	5	13
Other	11	16	54	16	38
<b>Total</b>	<b>81</b>	<b>129</b>	<b>342</b>	<b>133</b>	<b>324</b>

<b>Neighborhood Total Crimes</b>	<b>123</b>	<b>198</b>	<b>518</b>	<b>203</b>	<b>692</b>
----------------------------------	------------	------------	------------	------------	------------



# CRIME BY NEIGHBORHOOD

Annual Statistical Report

2017

Crime statistics are not a 100% accurate reflection of the actual rate of crimes being committed, as they only represent *reported* crimes. Reporting varies greatly by crime type, with violent crime being reported far more frequently than property crime. Crimes are separated into two categories (Part I and Part II) within the Federal Uniform Crime Reporting (UCR) standards. In 2017, the City of Pittsburgh saw a total of 28,630 reported crimes. Here you will see a breakdown of total crimes by neighborhood.

Part I Offenses Known to Law Enforcement	Bluff	Bon Air	Brighton Heights	Brookline	California-Kirkbride
Murder	0	0	1	0	0
Rape	0	0	1	2	0
Robbery	23	1	15	18	3
Aggravated Assault	25	2	26	16	15
<b>Part I Violent Crime Total</b>	<b>48</b>	<b>3</b>	<b>43</b>	<b>36</b>	<b>18</b>
Burglary	8	6	51	52	3
Theft	107	10	119	136	42
Vehicle Theft	10	1	19	21	8
Arson	1	0	2	1	0
<b>Part I Property Crime Total</b>	<b>126</b>	<b>17</b>	<b>191</b>	<b>210</b>	<b>53</b>
<b>Part I Incident Total</b>	<b>174</b>	<b>20</b>	<b>234</b>	<b>246</b>	<b>71</b>

Part II Offenses Known to Law Enforcement	Bluff	Bon Air	Brighton Heights	Brookline	California-Kirkbride
Forgery	32	0	5	4	5
Simple Assault	94	8	69	96	19
Fraud	23	1	30	56	20
Embezzlement	3	0	0	1	0
Receiving Stolen Prop	9	2	0	4	2
Vandalism	44	4	60	77	11
Carry Weapon	10	2	7	5	0
Prostitution	7	0	0	0	0
Sex Offense	7	0	4	4	0
Drug Offense	94	5	26	21	8
Endangering Children	0	0	1	3	1
DUI	15	3	7	26	0
Liquor Laws	2	0	0	2	0
Public Drunkenness	21	0	6	11	1
Disorderly Conduct	19	7	15	29	10
Other	63	6	46	52	11
<b>Total</b>	<b>443</b>	<b>38</b>	<b>276</b>	<b>391</b>	<b>88</b>

<b>Neighborhood Total Crimes</b>	<b>617</b>	<b>58</b>	<b>510</b>	<b>637</b>	<b>159</b>
----------------------------------	------------	-----------	------------	------------	------------

# CRIME BY NEIGHBORHOOD

Annual Statistical Report

2017

Crime statistics are not a 100% accurate reflection of the actual rate of crimes being committed, as they only represent *reported* crimes. Reporting varies greatly by crime type, with violent crime being reported far more frequently than property crime. Crimes are separated into two categories (Part I and Part II) within the Federal Uniform Crime Reporting (UCR) standards. In 2017, the City of Pittsburgh saw a total of 28,630 reported crimes. Here you will see a breakdown of total crimes by neighborhood.

Part I Offenses Known to Law Enforcement	Carrick	Central Business District	Central Lawrenceville	Central Northside	Central Oakland
Murder	2	0	1	1	1
Rape	3	9	3	4	4
Robbery	28	47	5	11	10
Aggravated Assault	33	19	8	14	5
<b>Part I Violent Crime Total</b>	<b>66</b>	<b>75</b>	<b>17</b>	<b>30</b>	<b>20</b>
Burglary	78	30	15	22	41
Theft	207	563	72	102	147
Vehicle Theft	20	13	9	18	7
Arson	6	0	0	2	0
<b>Part I Property Crime Total</b>	<b>311</b>	<b>606</b>	<b>96</b>	<b>144</b>	<b>195</b>
<b>Part I Incident Total</b>	<b>377</b>	<b>681</b>	<b>113</b>	<b>174</b>	<b>215</b>

Part II Offenses Known to Law Enforcement	Carrick	Central Business District	Central Lawrenceville	Central Northside	Central Oakland
Forgery	7	44	3	2	4
Simple Assault	174	222	35	58	18
Fraud	48	138	8	15	15
Embezzlement	1	8	1	0	1
Receiving Stolen Prop	6	3	2	1	0
Vandalism	120	59	31	44	61
Carry Weapon	6	9	2	3	6
Prostitution	5	56	0	1	0
Sex Offense	2	13	1	1	4
Drug Offense	55	91	16	33	4
Endangering Children	8	4	2	0	0
DUI	31	32	2	1	2
Liquor Laws	6	41	0	8	23
Public Drunkenness	19	135	4	9	22
Disorderly Conduct	31	87	8	14	20
Other	61	117	19	41	13
<b>Total</b>	<b>580</b>	<b>1059</b>	<b>134</b>	<b>231</b>	<b>193</b>

<b>Neighborhood Total Crimes</b>	<b>957</b>	<b>1740</b>	<b>247</b>	<b>405</b>	<b>408</b>
----------------------------------	------------	-------------	------------	------------	------------

# CRIME BY NEIGHBORHOOD

Annual Statistical Report

2017

Crime statistics are not a 100% accurate reflection of the actual rate of crimes being committed, as they only represent *reported* crimes. Reporting varies greatly by crime type, with violent crime being reported far more frequently than property crime. Crimes are separated into two categories (Part I and Part II) within the Federal Uniform Crime Reporting (UCR) standards. In 2017, the City of Pittsburgh saw a total of 28,630 reported crimes. Here you will see a breakdown of total crimes by neighborhood.

Part I Offenses Known to Law Enforcement	Chartiers City	Chateau	Crafton Heights	Crawford-Roberts	Duquesne Heights
Murder	0	0	0	1	0
Rape	0	6	1	1	0
Robbery	0	3	7	8	1
Aggravated Assault	2	3	13	6	2
<b>Part I Violent Crime Total</b>	<b>2</b>	<b>12</b>	<b>21</b>	<b>16</b>	<b>3</b>
Burglary	0	4	19	10	9
Theft	6	25	39	126	21
Vehicle Theft	0	3	5	11	4
Arson	0	2	1	1	0
<b>Part I Property Crime Total</b>	<b>6</b>	<b>34</b>	<b>64</b>	<b>148</b>	<b>34</b>
<b>Part I Incident Total</b>	<b>8</b>	<b>46</b>	<b>85</b>	<b>164</b>	<b>37</b>

Part II Offenses Known to Law Enforcement	Chartiers City	Chateau	Crafton Heights	Crawford-Roberts	Duquesne Heights
Forgery	0	1	1	11	0
Simple Assault	8	33	48	45	17
Fraud	1	8	17	16	6
Embezzlement	0	0	0	0	0
Receiving Stolen Prop	0	2	2	4	0
Vandalism	1	16	28	33	6
Carry Weapon	0	2	1	3	0
Prostitution	0	0	0	0	0
Sex Offense	0	5	5	3	0
Drug Offense	0	27	14	24	4
Endangering Children	0	2	1	0	1
DUI	0	17	3	4	9
Liquor Laws	0	1	0	2	0
Public Drunkenness	0	7	3	1	1
Disorderly Conduct	0	8	11	18	4
Other	3	15	20	37	1
<b>Total</b>	<b>13</b>	<b>144</b>	<b>154</b>	<b>201</b>	<b>49</b>

<b>Neighborhood Total Crimes</b>	<b>21</b>	<b>190</b>	<b>239</b>	<b>365</b>	<b>86</b>
----------------------------------	-----------	------------	------------	------------	-----------

# CRIME BY NEIGHBORHOOD

Annual Statistical Report

2017

Crime statistics are not a 100% accurate reflection of the actual rate of crimes being committed, as they only represent **reported** crimes. Reporting varies greatly by crime type, with violent crime being reported far more frequently than property crime. Crimes are separated into two categories (Part I and Part II) within the Federal Uniform Crime Reporting (UCR) standards. In 2017, the City of Pittsburgh saw a total of 28,630 reported crimes. Here you will see a breakdown of total crimes by neighborhood.

Part I Offenses Known to Law Enforcement	East Allegheny	East Carnegie	East Hills	East Liberty	Elliott
Murder	0	0	0	0	0
Rape	1	0	1	1	0
Robbery	24	0	21	26	5
Aggravated Assault	12	1	33	19	4
<b>Part I Violent Crime Total</b>	<b>37</b>	<b>1</b>	<b>55</b>	<b>46</b>	<b>9</b>
Burglary	34	2	27	33	17
Theft	160	7	57	250	32
Vehicle Theft	19	2	16	21	11
Arson	1	0	0	0	2
<b>Part I Property Crime Total</b>	<b>214</b>	<b>11</b>	<b>100</b>	<b>304</b>	<b>62</b>
<b>Part I Incident Total</b>	<b>251</b>	<b>12</b>	<b>155</b>	<b>350</b>	<b>71</b>

Part II Offenses Known to Law Enforcement	East Allegheny	East Carnegie	East Hills	East Liberty	Elliott
Forgery	29	0	1	14	2
Simple Assault	64	7	105	111	56
Fraud	19	1	12	55	13
Embezzlement	0	0	0	5	0
Receiving Stolen Prop	3	1	7	4	2
Vandalism	37	3	52	60	33
Carry Weapon	7	1	6	7	4
Prostitution	31	0	0	0	1
Sex Offense	6	0	0	7	1
Drug Offense	75	0	17	42	20
Endangering Children	1	0	3	2	0
DUI	11	0	9	5	11
Liquor Laws	13	0	0	1	0
Public Drunkenness	20	0	1	2	1
Disorderly Conduct	47	0	11	28	12
Other	95	4	46	50	32
<b>Total</b>	<b>458</b>	<b>17</b>	<b>270</b>	<b>393</b>	<b>188</b>

<b>Neighborhood Total Crimes</b>	<b>709</b>	<b>29</b>	<b>425</b>	<b>743</b>	<b>259</b>
----------------------------------	------------	-----------	------------	------------	------------

# CRIME BY NEIGHBORHOOD

Annual Statistical Report

2017

Crime statistics are not a 100% accurate reflection of the actual rate of crimes being committed, as they only represent **reported** crimes. Reporting varies greatly by crime type, with violent crime being reported far more frequently than property crime. Crimes are separated into two categories (Part I and Part II) within the Federal Uniform Crime Reporting (UCR) standards. In 2017, the City of Pittsburgh saw a total of 28,630 reported crimes. Here you will see a breakdown of total crimes by neighborhood.

Part I Offenses Known to Law Enforcement	Esplen	Fairywood	Fineview	Friendship	Garfield
Murder	0	0	1	0	3
Rape	0	0	1	0	3
Robbery	2	1	2	0	14
Aggravated Assault	3	2	10	3	14
<b>Part I Violent Crime Total</b>	<b>5</b>	<b>3</b>	<b>14</b>	<b>3</b>	<b>34</b>
Burglary	3	3	4	8	24
Theft	11	7	30	37	47
Vehicle Theft	0	1	6	12	19
Arson	0	0	3	0	1
<b>Part I Property Crime Total</b>	<b>14</b>	<b>11</b>	<b>43</b>	<b>57</b>	<b>91</b>
<b>Part I Incident Total</b>	<b>19</b>	<b>14</b>	<b>57</b>	<b>60</b>	<b>125</b>

Part II Offenses Known to Law Enforcement	Esplen	Fairywood	Fineview	Friendship	Garfield
Forgery	0	0	4	3	3
Simple Assault	6	11	19	15	43
Fraud	1	4	5	6	12
Embezzlement	0	0	0	0	0
Receiving Stolen Prop	0	0	3	0	4
Vandalism	7	3	12	11	57
Carry Weapon	2	1	5	1	8
Prostitution	0	0	0	0	0
Sex Offense	0	0	1	1	2
Drug Offense	7	1	18	5	22
Endangering Children	0	0	4	0	1
DUI	4	1	3	4	7
Liquor Laws	0	0	0	0	1
Public Drunkenness	1	0	1	1	1
Disorderly Conduct	1	2	4	3	7
Other	7	4	11	4	22
<b>Total</b>	<b>36</b>	<b>27</b>	<b>90</b>	<b>54</b>	<b>190</b>

<b>Neighborhood Total Crimes</b>	<b>55</b>	<b>41</b>	<b>147</b>	<b>114</b>	<b>315</b>
----------------------------------	-----------	-----------	------------	------------	------------

# CRIME BY NEIGHBORHOOD

Annual Statistical Report

2017

Crime statistics are not a 100% accurate reflection of the actual rate of crimes being committed, as they only represent *reported* crimes. Reporting varies greatly by crime type, with violent crime being reported far more frequently than property crime. Crimes are separated into two categories (Part I and Part II) within the Federal Uniform Crime Reporting (UCR) standards. In 2017, the City of Pittsburgh saw a total of 28,630 reported crimes. Here you will see a breakdown of total crimes by neighborhood.

Part I Offenses Known to Law Enforcement	Glen Hazel	Greenfield	Hays	Hazelwood	Highland Park
Murder	0	0	0	0	0
Rape	1	0	0	1	1
Robbery	1	12	0	20	5
Aggravated Assault	1	12	6	14	6
<b>Part I Violent Crime Total</b>	<b>3</b>	<b>24</b>	<b>6</b>	<b>35</b>	<b>12</b>
Burglary	2	29	4	41	11
Theft	7	88	5	92	107
Vehicle Theft	0	8	2	10	13
Arson	1	1	0	5	0
<b>Part I Property Crime Total</b>	<b>10</b>	<b>126</b>	<b>11</b>	<b>148</b>	<b>131</b>
<b>Part I Incident Total</b>	<b>13</b>	<b>150</b>	<b>17</b>	<b>183</b>	<b>143</b>

Part II Offenses Known to Law Enforcement	Glen Hazel	Greenfield	Hays	Hazelwood	Highland Park
Forgery	1	8	0	12	2
Simple Assault	10	45	8	91	23
Fraud	4	35	0	23	23
Embezzlement	0	2	0	0	0
Receiving Stolen Prop	1	2	1	5	5
Vandalism	6	47	2	71	24
Carry Weapon	1	5	1	9	2
Prostitution	0	0	0	0	0
Sex Offense	0	1	3	6	0
Drug Offense	1	17	2	49	9
Endangering Children	0	2	0	4	2
DUI	1	3	2	4	8
Liquor Laws	0	1	0	8	0
Public Drunkenness	0	5	2	7	1
Disorderly Conduct	5	14	1	20	13
Other	6	19	1	44	19
<b>Total</b>	<b>36</b>	<b>206</b>	<b>23</b>	<b>353</b>	<b>131</b>

<b>Neighborhood Total Crimes</b>	<b>49</b>	<b>356</b>	<b>40</b>	<b>536</b>	<b>274</b>
----------------------------------	-----------	------------	-----------	------------	------------



# CRIME BY NEIGHBORHOOD

Annual Statistical Report

2017

Crime statistics are not a 100% accurate reflection of the actual rate of crimes being committed, as they only represent *reported* crimes. Reporting varies greatly by crime type, with violent crime being reported far more frequently than property crime. Crimes are separated into two categories (Part I and Part II) within the Federal Uniform Crime Reporting (UCR) standards. In 2017, the City of Pittsburgh saw a total of 28,630 reported crimes. Here you will see a breakdown of total crimes by neighborhood.

Part I Offenses Known to Law Enforcement	Homewood North	Homewood South	Homewood West	Knoxville	Larimer
Murder	3	7	0	1	2
Rape	1	1	2	0	1
Robbery	11	23	3	33	9
Aggravated Assault	22	48	3	38	10
<b>Part I Violent Crime Total</b>	<b>37</b>	<b>79</b>	<b>8</b>	<b>72</b>	<b>22</b>
Burglary	41	44	19	47	16
Theft	42	80	22	81	60
Vehicle Theft	12	26	10	18	14
Arson	1	7	2	11	5
<b>Part I Property Crime Total</b>	<b>96</b>	<b>157</b>	<b>53</b>	<b>157</b>	<b>95</b>
<b>Part I Incident Total</b>	<b>133</b>	<b>236</b>	<b>61</b>	<b>229</b>	<b>117</b>

Part II Offenses Known to Law Enforcement	Homewood North	Homewood South	Homewood West	Knoxville	Larimer
Forgery	10	13	4	5	6
Simple Assault	87	99	30	107	44
Fraud	13	16	3	34	14
Embezzlement	1	2	0	0	0
Receiving Stolen Prop	5	6	2	5	9
Vandalism	55	49	14	94	27
Carry Weapon	13	20	2	7	17
Prostitution	1	4	0	1	0
Sex Offense	3	1	1	3	1
Drug Offense	35	73	39	43	38
Endangering Children	2	3	0	8	2
DUI	3	11	4	3	6
Liquor Laws	0	2	0	1	0
Public Drunkenness	1	0	1	7	3
Disorderly Conduct	21	13	9	15	6
Other	43	46	12	59	26
<b>Total</b>	<b>293</b>	<b>358</b>	<b>121</b>	<b>392</b>	<b>199</b>

<b>Neighborhood Total Crimes</b>	<b>426</b>	<b>594</b>	<b>182</b>	<b>621</b>	<b>316</b>
----------------------------------	------------	------------	------------	------------	------------

# CRIME BY NEIGHBORHOOD

Annual Statistical Report

2017

Crime statistics are not a 100% accurate reflection of the actual rate of crimes being committed, as they only represent **reported** crimes. Reporting varies greatly by crime type, with violent crime being reported far more frequently than property crime. Crimes are separated into two categories (Part I and Part II) within the Federal Uniform Crime Reporting (UCR) standards. In 2017, the City of Pittsburgh saw a total of 28,630 reported crimes. Here you will see a breakdown of total crimes by neighborhood.

Part I Offenses Known to Law Enforcement	Lincoln Place	Lincoln-Lemington-Belmar	Lower Lawrenceville	Manchester	Marshall-Shadeland
Murder	1	4	0	2	2
Rape	1	6	1	1	2
Robbery	3	19	3	7	21
Aggravated Assault	0	19	4	9	28
<b>Part I Violent Crime Total</b>	<b>5</b>	<b>48</b>	<b>8</b>	<b>19</b>	<b>53</b>
Burglary	4	21	7	14	52
Theft	20	163	47	41	163
Vehicle Theft	3	20	7	9	21
Arson	1	1	2	0	1
<b>Part I Property Crime Total</b>	<b>28</b>	<b>205</b>	<b>63</b>	<b>64</b>	<b>237</b>
<b>Part I Incident Total</b>	<b>33</b>	<b>253</b>	<b>71</b>	<b>83</b>	<b>290</b>

Part II Offenses Known to Law Enforcement	Lincoln Place	Lincoln-Lemington-Belmar	Lower Lawrenceville	Manchester	Marshall-Shadeland
Forgery	3	4	0	1	10
Simple Assault	21	74	18	28	116
Fraud	6	30	9	11	21
Embezzlement	0	0	1	0	0
Receiving Stolen Prop	0	4	0	5	8
Vandalism	10	27	27	19	55
Carry Weapon	0	13	0	7	8
Prostitution	0	0	0	0	0
Sex Offense	1	1	1	2	0
Drug Offense	2	25	5	16	28
Endangering Children	0	2	0	2	0
DUI	3	4	1	2	9
Liquor Laws	0	1	0	0	1
Public Drunkenness	1	2	2	3	6
Disorderly Conduct	11	15	7	4	28
Other	8	34	13	14	46
<b>Total</b>	<b>66</b>	<b>236</b>	<b>84</b>	<b>114</b>	<b>336</b>

<b>Neighborhood Total Crimes</b>	<b>99</b>	<b>489</b>	<b>155</b>	<b>197</b>	<b>626</b>
----------------------------------	-----------	------------	------------	------------	------------

# CRIME BY NEIGHBORHOOD

Annual Statistical Report

2017

Crime statistics are not a 100% accurate reflection of the actual rate of crimes being committed, as they only represent **reported** crimes. Reporting varies greatly by crime type, with violent crime being reported far more frequently than property crime. Crimes are separated into two categories (Part I and Part II) within the Federal Uniform Crime Reporting (UCR) standards. In 2017, the City of Pittsburgh saw a total of 28,630 reported crimes. Here you will see a breakdown of total crimes by neighborhood.

Part I Offenses Known to Law Enforcement	Middle Hill	Morningside	Mt. Oliver	Mount Washington	New Homestead
Murder	3	0	0	1	0
Rape	4	0	0	1	0
Robbery	11	3	2	35	0
Aggravated Assault	16	5	2	27	0
<b>Part I Violent Crime Total</b>	<b>34</b>	<b>8</b>	<b>4</b>	<b>64</b>	<b>0</b>
Burglary	16	6	8	38	0
Theft	50	38	13	219	5
Vehicle Theft	10	6	1	14	0
Arson	2	2	0	5	0
<b>Part I Property Crime Total</b>	<b>78</b>	<b>52</b>	<b>22</b>	<b>276</b>	<b>5</b>
<b>Part I Incident Total</b>	<b>112</b>	<b>60</b>	<b>26</b>	<b>340</b>	<b>5</b>

Part II Offenses Known to Law Enforcement	Middle Hill	Morningside	Mount Oliver	Mount Washington	New Homestead
Forgery	8	0	0	6	0
Simple Assault	47	9	12	97	3
Fraud	13	12	5	37	2
Embezzlement	0	0	0	2	0
Receiving Stolen Prop	2	1	0	3	0
Vandalism	33	25	14	54	2
Carry Weapon	8	0	4	6	0
Prostitution	0	0	0	1	0
Sex Offense	1	0	0	3	0
Drug Offense	29	2	15	70	0
Endangering Children	0	4	0	2	0
DUI	1	3	0	19	1
Liquor Laws	1	0	0	2	0
Public Drunkenness	2	0	0	13	0
Disorderly Conduct	5	5	3	20	0
Other	31	12	4	60	1
<b>Total</b>	<b>181</b>	<b>73</b>	<b>57</b>	<b>395</b>	<b>9</b>

<b>Neighborhood Total Crimes</b>	<b>293</b>	<b>133</b>	<b>83</b>	<b>735</b>	<b>14</b>
----------------------------------	------------	------------	-----------	------------	-----------

# CRIME BY NEIGHBORHOOD

Annual Statistical Report

2017

Crime statistics are not a 100% accurate reflection of the actual rate of crimes being committed, as they only represent **reported** crimes. Reporting varies greatly by crime type, with violent crime being reported far more frequently than property crime. Crimes are separated into two categories (Part I and Part II) within the Federal Uniform Crime Reporting (UCR) standards. In 2017, the City of Pittsburgh saw a total of 28,630 reported crimes. Here you will see a breakdown of total crimes by neighborhood.

Part I Offenses Known to Law Enforcement	North Oakland	North Shore	Northview Heights	Oakwood	Overbrook
Murder	0	0	1	0	0
Rape	1	1	0	0	1
Robbery	5	5	3	0	1
Aggravated Assault	4	8	15	0	4
<b>Part I Violent Crime Total</b>	<b>10</b>	<b>14</b>	<b>19</b>	<b>0</b>	<b>6</b>
Burglary	14	10	7	3	10
Theft	148	92	21	16	43
Vehicle Theft	4	2	3	2	6
Arson	0	0	1	0	0
<b>Part I Property Crime Total</b>	<b>166</b>	<b>104</b>	<b>32</b>	<b>21</b>	<b>59</b>
<b>Part I Incident Total</b>	<b>176</b>	<b>118</b>	<b>51</b>	<b>21</b>	<b>65</b>

Part II Offenses Known to Law Enforcement	North Oakland	North Shore	Northview Heights	Oakwood	Overbrook
Forgery	4	4	3	4	0
Simple Assault	35	55	66	4	28
Fraud	26	15	8	6	16
Embezzlement	1	2	0	0	1
Receiving Stolen Prop	3	6	4	0	0
Vandalism	30	28	33	3	24
Carry Weapon	3	1	2	0	0
Prostitution	1	1	0	0	1
Sex Offense	1	6	5	1	1
Drug Offense	5	19	14	0	4
Endangering Children	1	0	0	0	4
DUI	7	15	5	1	5
Liquor Laws	2	8	0	0	0
Public Drunkenness	7	66	1	0	2
Disorderly Conduct	18	18	10	1	13
Other	22	32	18	3	28
<b>Total</b>	<b>166</b>	<b>276</b>	<b>169</b>	<b>23</b>	<b>127</b>

<b>Neighborhood Total Crimes</b>	<b>342</b>	<b>394</b>	<b>220</b>	<b>44</b>	<b>192</b>
----------------------------------	------------	------------	------------	-----------	------------

# CRIME BY NEIGHBORHOOD

Annual Statistical Report

2017

Crime statistics are not a 100% accurate reflection of the actual rate of crimes being committed, as they only represent *reported* crimes. Reporting varies greatly by crime type, with violent crime being reported far more frequently than property crime. Crimes are separated into two categories (Part I and Part II) within the Federal Uniform Crime Reporting (UCR) standards. In 2017, the City of Pittsburgh saw a total of 28,630 reported crimes. Here you will see a breakdown of total crimes by neighborhood.

Part I Offenses Known to Law Enforcement	Perry North	Perry South	Point Breeze	Point Breeze North	Polish Hill
Murder	0	2	0	0	0
Rape	1	3	1	1	0
Robbery	6	13	5	6	0
Aggravated Assault	8	23	3	4	3
<b>Part I Violent Crime Total</b>	<b>15</b>	<b>41</b>	<b>9</b>	<b>11</b>	<b>3</b>
Burglary	22	47	27	13	3
Theft	86	60	97	60	14
Vehicle Theft	9	13	11	10	3
Arson	2	5	0	2	0
<b>Part I Property Crime Total</b>	<b>119</b>	<b>125</b>	<b>135</b>	<b>85</b>	<b>20</b>
<b>Part I Incident Total</b>	<b>134</b>	<b>166</b>	<b>144</b>	<b>96</b>	<b>23</b>

Part II Offenses Known to Law Enforcement	Perry North	Perry South	Point Breeze	Point Breeze North	Polish Hill
Forgery	2	5	3	8	1
Simple Assault	62	92	16	19	11
Fraud	19	23	22	8	5
Embezzlement	0	0	0	1	0
Receiving Stolen Prop	2	1	1	1	1
Vandalism	29	40	17	22	16
Carry Weapon	7	6	1	3	1
Prostitution	0	0	0	2	0
Sex Offense	5	3	1	0	0
Drug Offense	12	20	7	4	7
Endangering Children	0	2	0	0	0
DUI	8	5	4	2	4
Liquor Laws	0	0	1	0	0
Public Drunkenness	3	1	1	4	1
Disorderly Conduct	14	14	10	3	1
Other	27	33	13	9	5
<b>Total</b>	<b>190</b>	<b>245</b>	<b>97</b>	<b>86</b>	<b>53</b>

<b>Neighborhood Total Crimes</b>	<b>324</b>	<b>411</b>	<b>241</b>	<b>182</b>	<b>76</b>
----------------------------------	------------	------------	------------	------------	-----------

# CRIME BY NEIGHBORHOOD

Annual Statistical Report

2017

Crime statistics are not a 100% accurate reflection of the actual rate of crimes being committed, as they only represent **reported** crimes. Reporting varies greatly by crime type, with violent crime being reported far more frequently than property crime. Crimes are separated into two categories (Part I and Part II) within the Federal Uniform Crime Reporting (UCR) standards. In 2017, the City of Pittsburgh saw a total of 28,630 reported crimes. Here you will see a breakdown of total crimes by neighborhood.

Part I Offenses Known to Law Enforcement	Regent Square	Ridgemont	Shadyside	Sheraden	South Oakland
Murder	0	0	1	1	1
Rape	0	0	7	1	4
Robbery	1	0	12	22	5
Aggravated Assault	0	0	11	31	8
<b>Part I Violent Crime Total</b>	<b>1</b>	<b>0</b>	<b>31</b>	<b>55</b>	<b>18</b>
Burglary	7	0	39	48	13
Theft	31	1	331	94	85
Vehicle Theft	1	0	15	14	3
Arson	0	0	0	4	0
<b>Part I Property Crime Total</b>	<b>39</b>	<b>1</b>	<b>385</b>	<b>160</b>	<b>101</b>
<b>Part I Incident Total</b>	<b>40</b>	<b>1</b>	<b>416</b>	<b>215</b>	<b>119</b>

Part II Offenses Known to Law Enforcement	Regent Square	Ridgemont	Shadyside	Sheraden	South Oakland
Forgery	0	0	8	1	2
Simple Assault	1	1	55	90	16
Fraud	5	0	56	23	7
Embezzlement	0	0	3	0	0
Receiving Stolen Prop	1	0	1	3	1
Vandalism	3	1	67	61	45
Carry Weapon	1	0	2	12	0
Prostitution	0	0	0	0	1
Sex Offense	0	0	12	2	2
Drug Offense	2	0	15	28	12
Endangering Children	0	0	0	2	0
DUI	0	0	10	8	6
Liquor Laws	0	0	1	0	7
Public Drunkenness	3	0	24	6	3
Disorderly Conduct	0	2	16	17	13
Other	3	1	39	36	14
<b>Total</b>	<b>19</b>	<b>5</b>	<b>309</b>	<b>289</b>	<b>129</b>

<b>Neighborhood Total Crimes</b>	<b>59</b>	<b>6</b>	<b>725</b>	<b>504</b>	<b>248</b>
----------------------------------	-----------	----------	------------	------------	------------



# CRIME BY NEIGHBORHOOD

Annual Statistical Report

2017

Crime statistics are not a 100% accurate reflection of the actual rate of crimes being committed, as they only represent *reported* crimes. Reporting varies greatly by crime type, with violent crime being reported far more frequently than property crime. Crimes are separated into two categories (Part I and Part II) within the Federal Uniform Crime Reporting (UCR) standards. In 2017, the City of Pittsburgh saw a total of 28,630 reported crimes. Here you will see a breakdown of total crimes by neighborhood.

Part I Offenses Known to Law Enforcement	South Shore	South Side Flats	South Side Slopes	Spring Garden	Spring Hill-City View
Murder	0	2	1	0	1
Rape	0	1	0	0	0
Robbery	3	40	8	7	23
Aggravated Assault	3	32	11	5	16
<b>Part I Violent Crime Total</b>	<b>6</b>	<b>75</b>	<b>20</b>	<b>12</b>	<b>40</b>
Burglary	4	51	42	8	25
Theft	26	440	101	17	50
Vehicle Theft	0	20	11	3	5
Arson	0	3	2	0	1
<b>Part I Property Crime Total</b>	<b>30</b>	<b>514</b>	<b>156</b>	<b>28</b>	<b>81</b>
<b>Part I Incident Total</b>	<b>36</b>	<b>589</b>	<b>176</b>	<b>40</b>	<b>121</b>

Part II Offenses Known to Law Enforcement	South Shore	South Side Flats	South Side Slopes	Spring Garden	Spring Hill-City View
Forgery	1	11	2	1	2
Simple Assault	19	206	34	10	60
Fraud	7	61	14	2	9
Embezzlement	0	6	0	1	0
Receiving Stolen Prop	1	9	0	0	4
Vandalism	6	185	64	5	30
Carry Weapon	1	22	3	0	3
Prostitution	2	0	1	0	7
Sex Offense	0	10	2	0	1
Drug Offense	11	128	25	3	22
Endangering Children	0	4	0	0	2
DUI	9	36	11	1	3
Liquor Laws	1	80	2	0	2
Public Drunkenness	2	324	4	1	4
Disorderly Conduct	2	105	13	4	14
Other	7	333	33	14	24
<b>Total</b>	<b>69</b>	<b>1520</b>	<b>208</b>	<b>42</b>	<b>187</b>

<b>Neighborhood Total Crimes</b>	<b>105</b>	<b>2109</b>	<b>384</b>	<b>82</b>	<b>308</b>
----------------------------------	------------	-------------	------------	-----------	------------

# CRIME BY NEIGHBORHOOD

Annual Statistical Report

2017

Crime statistics are not a 100% accurate reflection of the actual rate of crimes being committed, as they only represent **reported** crimes. Reporting varies greatly by crime type, with violent crime being reported far more frequently than property crime. Crimes are separated into two categories (Part I and Part II) within the Federal Uniform Crime Reporting (UCR) standards. In 2017, the City of Pittsburgh saw a total of 28,630 reported crimes. Here you will see a breakdown of total crimes by neighborhood.

Part I Offenses Known to Law Enforcement	Squirrel Hill North	Squirrel Hill South	St. Clair	Stanton Heights	Strip District
Murder	0	1	0	0	0
Rape	1	0	1	0	0
Robbery	3	14	1	2	3
Aggravated Assault	1	13	2	2	4
Part I Violent Crime Total	5	28	4	4	7
Burglary	26	38	2	7	8
Theft	107	269	5	40	74
Vehicle Theft	8	15	0	5	11
Arson	0	0	1	0	0
Part I Property Crime Total	141	322	8	52	93
Part I Incident Total	146	350	12	56	100

Part II Offenses Known to Law Enforcement	Squirrel Hill North	Squirrel Hill South	St. Clair	Stanton Heights	Strip District
Forgery	1	6	1	4	1
Simple Assault	8	55	3	15	33
Fraud	28	54	0	23	18
Embezzlement	0	0	0	1	3
Receiving Stolen Prop	0	0	2	1	0
Vandalism	20	68	6	12	32
Carry Weapon	0	8	0	1	3
Prostitution	0	1	0	0	0
Sex Offense	3	8	0	2	2
Drug Offense	3	23	1	5	8
Endangering Children	0	1	0	0	0
DUI	2	7	1	4	12
Liquor Laws	5	7	0	0	0
Public Drunkenness	8	8	0	0	8
Disorderly Conduct	18	15	1	7	6
Other	26	40	2	12	8
Total	122	301	17	87	134

<b>Neighborhood Total Crimes</b>	<b>268</b>	<b>651</b>	<b>29</b>	<b>143</b>	<b>234</b>
----------------------------------	------------	------------	-----------	------------	------------

# CRIME BY NEIGHBORHOOD

Annual Statistical Report

2017

Crime statistics are not a 100% accurate reflection of the actual rate of crimes being committed, as they only represent **reported** crimes. Reporting varies greatly by crime type, with violent crime being reported far more frequently than property crime. Crimes are separated into two categories (Part I and Part II) within the Federal Uniform Crime Reporting (UCR) standards. In 2017, the City of Pittsburgh saw a total of 28,630 reported crimes. Here you will see a breakdown of total crimes by neighborhood.

Part I Offenses Known to Law Enforcement	Summer Hill	Swisshelm Park	Terrace Village	Troy Hill	Upper Hill
Murder	0	0	1	1	0
Rape	0	0	0	1	2
Robbery	1	1	7	5	1
Aggravated Assault	0	1	12	6	4
<b>Part I Violent Crime Total</b>	<b>1</b>	<b>2</b>	<b>20</b>	<b>13</b>	<b>7</b>
Burglary	2	2	7	22	15
Theft	21	16	25	84	29
Vehicle Theft	0	2	3	3	8
Arson	0	0	4	0	1
<b>Part I Property Crime Total</b>	<b>23</b>	<b>20</b>	<b>39</b>	<b>109</b>	<b>53</b>
<b>Part I Incident Total</b>	<b>24</b>	<b>22</b>	<b>59</b>	<b>122</b>	<b>60</b>

Part II Offenses Known to Law Enforcement	Summer Hill	Swisshelm Park	Terrace Village	Troy Hill	Upper Hill
Forgery	0	0	1	1	3
Simple Assault	6	5	44	42	27
Fraud	2	6	7	8	7
Embezzlement	0	0	0	1	0
Receiving Stolen Prop	0	1	3	1	3
Vandalism	5	6	24	33	17
Carry Weapon	0	0	3	2	2
Prostitution	0	0	0	0	0
Sex Offense	0	0	0	0	0
Drug Offense	0	0	16	19	7
Endangering Children	0	0	0	1	0
DUI	4	0	0	5	1
Liquor Laws	0	0	0	0	0
Public Drunkenness	0	0	2	5	1
Disorderly Conduct	1	0	5	10	4
Other	4	1	17	23	13
<b>Total</b>	<b>22</b>	<b>19</b>	<b>122</b>	<b>151</b>	<b>85</b>

<b>Neighborhood Total Crimes</b>	<b>46</b>	<b>41</b>	<b>181</b>	<b>273</b>	<b>145</b>
----------------------------------	-----------	-----------	------------	------------	------------

# CRIME BY NEIGHBORHOOD

Annual Statistical Report

2017

Crime statistics are not a 100% accurate reflection of the actual rate of crimes being committed, as they only represent **reported** crimes. Reporting varies greatly by crime type, with violent crime being reported far more frequently than property crime. Crimes are separated into two categories (Part I and Part II) within the Federal Uniform Crime Reporting (UCR) standards. In 2017, the City of Pittsburgh saw a total of 28,630 reported crimes. Here you will see a breakdown of total crimes by neighborhood.

Part I Offenses Known to Law Enforcement	Upper Lawrenceville	West End	West Oakland	Westwood	Windgap
Murder	0	0	0	1	0
Rape	0	0	0	0	0
Robbery	1	2	7	2	2
Aggravated Assault	2	1	6	2	2
<b>Part I Violent Crime Total</b>	<b>3</b>	<b>3</b>	<b>13</b>	<b>5</b>	<b>4</b>
Burglary	3	5	11	4	4
Theft	30	12	47	22	7
Vehicle Theft	6	2	4	2	1
Arson	1	0	1	1	0
<b>Part I Property Crime Total</b>	<b>40</b>	<b>19</b>	<b>63</b>	<b>29</b>	<b>12</b>
<b>Part I Incident Total</b>	<b>43</b>	<b>22</b>	<b>76</b>	<b>34</b>	<b>16</b>

Part II Offenses Known to Law Enforcement	Upper Lawrenceville	West End	West Oakland	Westwood	Windgap
Forgery	6	3	0	5	0
Simple Assault	19	7	14	13	11
Fraud	12	5	4	12	6
Embezzlement	0	0	0	0	0
Receiving Stolen Prop	0	1	2	0	1
Vandalism	21	11	12	8	6
Carry Weapon	1	3	2	1	1
Prostitution	0	1	0	0	0
Sex Offense	0	0	1	0	0
Drug Offense	8	13	8	7	1
Endangering Children	0	0	0	1	0
DUI	4	9	3	3	4
Liquor Laws	0	0	1	0	0
Public Drunkenness	1	0	2	1	0
Disorderly Conduct	10	3	3	8	1
Other	4	5	6	4	7
<b>Total</b>	<b>86</b>	<b>61</b>	<b>58</b>	<b>63</b>	<b>38</b>

<b>Neighborhood Total Crimes</b>	<b>129</b>	<b>83</b>	<b>134</b>	<b>97</b>	<b>54</b>
----------------------------------	------------	-----------	------------	-----------	-----------

# CRIME BY NEIGHBORHOOD

Crime statistics are not a 100% accurate reflection of the actual rate of crimes being committed, as they only represent *reported* crimes. Reporting varies greatly by crime type, with violent crime being reported far more frequently than property crime. Crimes are separated into two categories (Part I and Part II) within the Federal Uniform Crime Reporting (UCR) standards. In 2017, the City of Pittsburgh saw a total of 28,630 reported crimes. Here you will see a breakdown of total crimes by neighborhood.

Part I Offenses Known to Law Enforcement	(NA/Blank)	Grand Total
Murder	0	52
Rape	5	106
Robbery	4	804
Aggravated Assault	16	912
<b>Part I Violent Crime Total</b>	<b>25</b>	<b>1874</b>
Burglary	3	1625
Theft	278	7251
Vehicle Theft	2	720
Arson	9	121
<b>Part I Property Crime Total</b>	<b>292</b>	<b>9717</b>
<b>Part I Incident Total</b>	<b>317</b>	<b>11591</b>

Part II Offenses Known to Law Enforcement	(NA/Blank)	Grand Total
Forgery	17	418
Simple Assault	46	3997
Fraud	55	1553
Embezzlement	2	57
Receiving Stolen Prop	10	201
Vandalism	105	2957
Carry Weapon	13	366
Prostitution	1	131
Sex Offense	4	189
Drug Offense	69	1842
Endangering Children	3	102
DUI	10	557
Liquor Laws	7	251
Public Drunkenness	11	856
Disorderly Conduct	35	1106
Other	64	2456
<b>Total</b>	<b>452</b>	<b>17039</b>

<b>Other/Grand Total Crimes</b>	<b>769</b>	<b>28630</b>
---------------------------------	------------	--------------

# ACKNOWLEDGMENTS

Cmdr. Eric Holmes, Chief of Staff

Crime Analysis Unit

Dr. Heath Johnson, Coordinator

Chad Efaw

Brittany Urban