



# 2019 STATISTICAL REPORT

**CITY OF PITTSBURGH  
DEPARTMENT OF PUBLIC SAFETY  
BUREAU OF POLICE**



**WILLIAM PEDUTO, MAYOR  
WENDELL D. HISSRICH, PUBLIC SAFETY DIRECTOR  
SCOTT E. SCHUBERT, CHIEF**

# A MESSAGE FROM CHIEF SCOTT E. SCHUBERT

Annual Statistical Report

2019

On behalf of the proud men and women of the City of Pittsburgh Bureau of Police, I want to welcome you to our 2019 Annual Report.



During the past year, the City of Pittsburgh Bureau of Police faced a Line of Duty death with the passing of Officer Calvin Hall on July 17, 2019. Calvin's service to the City of Pittsburgh will never be forgotten.

Just as I stated in 2018 as part of our commitment to transparency, we encourage members of the community to explore every aspect of the report to learn as much as possible about our bureau and our efforts to keep our communities safe while serving the public with a high level of professionalism, courage, integrity, respect and compassion. Our goal continues to strive to be reflective of the communities that we serve.

The Pittsburgh Police Academy was busy in 2019, graduating several recruit classes according to the following breakdown: 78 basic recruits in 3 classes, plus 13 certified recruits in 3 additional classes, bringing 2019 totals to 91 recruits and 6 classes completed.

The City of Pittsburgh Bureau of Police is proud to partner with Duquesne University and the Pennsylvania Department of Corrections with regards to the Inside Out Program. In 2019 a total of 78 basic recruits, 13 certified recruits, 2 sergeants, 2 detectives, 2 police officers, and the Director of OMI attended the Inside Out Program along with 90 residents of the Fayette State Correctional Institute. This training affords us the opportunity to have our members engage in positive interactions and have necessary conversations with around 90-100 people previously engaged in street crime. Also, students complete a supplementary training in Restorative Justice and Ethical Decision Making in conjunction with the Holocaust Museum of Pittsburgh.

In 2019 the Pittsburgh Police Academy added a homeless empathy and resource training into the academy as well. Recruits hear from a person who suffered from substance use disorder and a person experiencing homelessness. This training allows our newest officers the opportunity to learn what leads to this, how to interact/help, and that people can get better. The Pittsburgh Police academy staff are leaders in law enforcement training.

**If you would like to become a member of our amazing team and be the change you want to see, please visit Join Pittsburgh Police: <http://pittsburghpa.gov/joinpghpolice/applying/process.html>**

In 2019, the Pittsburgh Bureau of Police and the City of Pittsburgh experienced a combination of challenges, opportunities, partnerships, and accomplishments. Through it all as the Chief of Police for the City of Pittsburgh Bureau of Police I am grateful to see that my officers put just as much focus and energy on serving as they do protecting. In fact, in 2019 I ordered all marked Pittsburgh Police units have the words "At Your Service" added to the exterior of the vehicles.

We are extremely proud of the many accomplishments our bureau achieved throughout the year. Some of those accomplishments are listed below.

The Bureau of Police continues to strive to reduce violent crime in the City of Pittsburgh. We are happy to report a 36% drop in the number of homicides and an overall clearance rate of 80%. Non-fatal, intentional shooting incidents showed a slight 3.8% percent increase over 2018 (105 in 2018 and 109 in 2019). Our continued Group Violence Intervention efforts resulted in a 13% reduction in group/gang-related shootings for the age group that we target for this strategy.

The Bureau began to hold Shooting Reviews in 2019 in an effort to focus on violent crime reduction. The Shooting Reviews bring together different entities of the PBP to strategically focus on addressing the small percentage of violent offenders in Pittsburgh. Included in our efforts to reduce violent crime are outreach, diversion, and wrap-around services.

# A MESSAGE FROM CHIEF SCOTT E. SCHUBERT

Annual Statistical Report

2019

In 2019 the Bureau was pleased to welcome two new canines with specific abilities to our ranks. First, K9 Dodger was assigned to our Investigations team. K9 Dodger, our first accelerate detection canine will assist with fire investigations. Second, is bloodhound canine Cappy. We were proud to partner with Allegheny Health Network and the Scentsational Program. K9 Cappy will be tasked with searching for elderly persons suffering from Alzheimer's or Dementia, people with Autism, and others who go missing.

As a Bureau we continue to look for new ways to incorporate technology into our daily operations. In 2019 the City of Pittsburgh Bureau of Police Real Time Crime Center (RTCC) came to fruition. The goal of the RTCC is to prevent crime in real-time using intelligence-led proactive crime prevention methods that are directly aligned with our mission. The City of Pittsburgh Bureau of Police RTCC supports a full spectrum of data-driven law enforcement efforts to prevent crime with a focus on officer safety.

Our commitment to the Pittsburgh community is steadfast and strong. We continue to be incredibly proud and grateful for the countless relationships we've developed in the communities we serve. Every Pittsburgh police officer is a community relations police officer. Our goal is to continue to build bridges to the community. We are committed to sponsoring and attending community meetings and events on a daily basis to help build and maintain trust and legitimacy with our community partners. With this in mind we created a Community Outreach Office staffed with supervisors and officers within the Operations Branch in 2019.

The City of Pittsburgh Bureau of Police is a proud partner of Leadership Pittsburgh. Several members of the Pittsburgh Police are graduates of LP and or LDI. On April 17, 2019, the Pittsburgh Police took part in the inaugural Big Table event. What a great way to enhance community police relations. <http://www.lpinc.org/about-us/>

To further our internal leadership and wellness efforts, all supervisors attended RITE Academy training (Racial Intelligence Training and Engagement) in August 2019. These critical skills use both emotional intelligence and social intelligence to help improve de-escalation, officer wellness and career resiliency. As a result of our work with Linda Webb and Randy Friedman we now have a cadre of PBP instructors trained so that we can continue with this valuable learning experience with all members of the Pittsburgh Bureau of Police. [www.RITEAcademy.com](http://www.RITEAcademy.com)

I am truly honored to work with so many people who are committed to selfless service. On October 17, 2019 on the Chatham University campus in the Eddy Theatre it was my honor to bestow awards to so many members of the Pittsburgh Bureau of Police for their acts of courage during the Tree of Life incident.

As I stated in 2018, officer wellness is a priority of mine. It still holds true in 2019. It is important as chief that my officers have all the resources they need at their disposal as their jobs are stressful. To that end we welcomed a new member to our ranks in 2019 K9 Zane. Zane is a comfort K9 and his work is invaluable to both the members of the bureau and the Pittsburgh community. We also expanded our Pittsburgh Member Assistance Program (PMAP). Make no mistake about it in 2020 officer wellness will still be a priority.

These are just a few examples of the many great things that are going on within the Pittsburgh Bureau of Police. We are extremely excited with the direction we are headed. Please don't hesitate to reach out if we can be of any assistance with this report or anything else related to the Pittsburgh Bureau of Police. We value our partnerships with the communities we serve, and we recognize that we will not be successful without support from the communities we serve.

We take seriously our responsibility of protecting the citizens of Pittsburgh.

Sincerely,

Chief Scott E. Schubert  
City of Pittsburgh Bureau of Police

# BIOGRAPHY OF CHIEF SCOTT E. SCHUBERT

Chief Scott E. Schubert is a 27-year veteran of the City of Pittsburgh Bureau of Police. Prior to being promoted to Chief in February 2017, he served a variety of assignments as a Patrolman, Detective, Sergeant, Lieutenant, Commander, Assistant Chief and Acting Chief. During that time he was responsible for assignments in Patrol, Investigations, Special Deployment Division, Homeland Security and Special Events Planning.

Chief Schubert is responsible for the overall command of 130 supervisors, 175 detectives, 600 uniform officers and 130 civilian staff assigned to Six Police Zones, Special Deployment Division, Investigations and Support Services.

Chief Schubert has extensive knowledge in special events planning and homeland security-related topics and participated in the planning and coordination of the 2006 Major League Baseball All-Star Game, 2006 and 2009 Pittsburgh Steelers Super Bowl celebrations and victory parades, and the 2009, 2016 and 2017 Pittsburgh Penguins Stanley Cup celebrations and victory parades. He was selected by the City of Pittsburgh and the United States Secret Service to serve as the co-coordinator for the 2009 G-20 Summit that was held in Pittsburgh.

Chief Schubert received a Master of Science Degree in Criminal Justice and a Bachelor of Science Degree in Law Enforcement from Point Park University, is a 2011 graduate of the 245th Session of the FBI National Academy in Quantico, Virginia, 2005 graduate of the Police Executive Research Forum's Senior Management Institute for Police in Boston, Mass., a 2002 graduate of the Northwestern University School of Police Staff and Command, and a 2018 graduate of the National Executive Institute class #41 in Quantico, Virginia.

In addition, Chief Schubert is the current Law Enforcement Torch Run Director for Special Olympics Pennsylvania, a Board Member of Special Olympics Pennsylvania, Board Member of the Big Brothers and Big Sisters Youth Outcomes Advisory Board, a Past Co-Chair of the Region 13 Task Force Law Enforcement Committee, a Past Co-Chair of the Area Maritime Security Committee, a Past President and Historian of the Pennsylvania State Division of the International Association for Identification, a member of FBI National Academy Association and member of the Pittsburgh Police Emerald Society.

# MISSION AND VALUES

**“We, the Pittsburgh Bureau of Police, stand ready; To protect life; Serve without reservation or favor; Stand as partners with all; Helping our communities live free from fear.”**

---

## Our Values

Through our commitment to professional service to all, the Bureau of Police is a source of pride for our City and a benchmark for policing excellence.

**HONOR:** We are men and women of principle; we are driven to pursue the hard right versus the easy wrong.

**INTEGRITY:** Integrity reflects our values in action. Our actions reflect the Law Enforcement Code of Ethics; we do the right thing without exception, so that our behavior inspires and sustains the confidence of our community.

**COURAGE:** In valor there is hope. We are undaunted by the challenges before us, resolute in our commitment.

**RESPECT:** We respect the dignity and worth of all, and treat citizens and colleagues alike with dignity and respect.

**COMPASSION:** Ours is a profession of service. Our compassion binds us to the communities we serve, and inspires us to help others and promote justice.

---

# TABLE OF CONTENTS

Annual Statistical Report

2019

A Message from Chief Scott E. Schubert	2-3
Biography of Chief Scott E. Schubert	4
Mission and Values	5
Certification of Compliance	7
Bureau Accreditation	11
Organization of the Bureau	13
Distribution of Personnel and Recruits by Rank, Gender, and Race	14
Sworn Police Personnel Authorized	16
Worker's Compensation, Disability Leave, and Military Leave	16
Officer Retirements, Resignations, and Terminations	16
Officer Disciplinary Actions	17
Selection and Hiring Standards	18
Police Bureau Litigations January 1- December 31, 2019	22
Operations Branch Zone Summary	32
Calls for Service	34
Arrests	35
Traffic Stops	36
Frisk Search	37
Field Contact / Warrantless Search and Seizure	38
Police Pursuits	39
Homicide Analysis	40
Subject Resistance	42
Crime by Neighborhood	43
Acknowledgments	62

# CERTIFICATION OF COMPLIANCE

Annual Statistical Report

2019

*In accordance with Ordinance No. 21 (bill no. 2010-0234) signed by the Mayor on October 20, 2011, I hereby certify that the Bureau of Police has maintained all requirements as they pertain to the consent decree between the United States of America and the City of Pittsburgh (civil no. 97-0354) and the stipulated order signed by United States District Court Judge Robert J. Cindrich on September 30, 2002.*

/s/

Scott E. Schubert  
Chief of Police

## **A Summary of the 1997 Consent Decree between The United States of America and the City of Pittsburgh Civil # 97-0354 (with citations)**

1. The City hereby reaffirms and acknowledges its obligation to discourage activity by City law enforcement officers which deprives persons of rights, privileges, and immunities secured and protected by the Constitution of the United States. (*Consent Decree paragraph 8*)
2. **Personnel Assessment and Review System (PARS):** (*referred to in the Consent Decree as the early warning system*). PARS shall:
  - a. Collect and maintain the following (*Consent Decree paragraph 12.a.*):
    - i. officer's name and badge number,
    - ii. citizen complaints,
    - iii. hit and non-hit officer involved shootings,
    - iv. commendations and other indicators of positive performance,
    - v. discipline with related file numbers,
    - vi. training reassignments,
    - vii. transfers,
    - viii. mandatory counseling,
    - ix. status of administrative appeals and/or grievances,
    - x. detailed description of all criminal investigations or possible officer misconduct,
    - xi. detailed description of all civil or administrative claims filed against the City arising from PBP operations,
      - i. a description of all other civil claims or suits that the officer is a named party to involving allegations of untruthfulness, physical force, racial bias, or domestic violence,
      - i. a description of all lawsuits filed against the City, the PBP, or its officers arising from PBP operations,
      - i. all arrests with the location of each arrest, the race of each arrestee, and the code violation(s),
      - i. searches and seizures as documented in the search and seizure reports,
      - ii. use of force as documented in the use of force reports, and
      - iii. traffic stop information documented in the reports.

# CERTIFICATION OF COMPLIANCE

- b. Have the ability to maintain/retrieve (*Consent Decree paragraphs 12.b. and 12.c.*):
  - i. information in the following categories individual officer; squad, zone, shift, or special unit; arrests by officer(s) and types of arrests to determine the number of times a particular officer or groups of officers have filed discretionary charges of resisting arrest, disorderly conduct, public intoxication, or interfering with the administration of justice.
  - ii. data regarding an officer shall be maintained in PARS during that officer's employment with the PBP and for three (3) years after the officer leaves the PBP. Data regarding an officer that is removed from PARS shall be maintained in an archive indefinitely.
- c. Have a protocol of use that specifies (*Consent Decree paragraph 12.d.*):
  - i. the number and types of incidents per officer requiring review by senior supervisors, the frequency of those reviews, and the follow-up actions to be taken by PBP senior supervisors based on information in PARS (including meeting with the officer and recommending appropriate remedial training, counseling, transfer or re-assignment);
  - ii. re-training and recertification requirements;
  - iii. quality assurance checks of data input; and
  - iv. confidentiality and security provisions (*by protocols established under the auspices of the auditor of the Consent Decree (paragraph 70), data contained in PARS cannot be printed in written form nor can its data be extracted by electronic means*).

### 3. Policy:

- a. Use of Force: The City shall develop and implement a use of force policy that is in compliance with applicable law and current professional standards (*Consent Decree paragraph 13*).
- b. Strip Searches: PBP officers will conduct strip searches in compliance with applicable law and current professional standards. Specifically, PBP officers shall conduct strip searches only when authorized by a supervisor or senior supervisor and then only if specially trained to conduct strip searches. Such strip searches shall be conducted in conformance with hygienic procedures and practices, in a room specially designated for strip searches, by the fewest number of personnel necessary all of whom must be of the same sex as the person searched, and under conditions that provide privacy from all but those authorized to conduct the search. Field strip searches of persons in custody shall be conducted only in exigent circumstances where the life of officers or others may be at risk, and only in privacy with the explicit approval of a supervisor or senior supervisor (*Consent Decree paragraph 14*).

### 4. Reports:

- a. The City shall develop and require all officers to complete a written report each time a PBP officer (*Consent Decree paragraph 15*):
  - i. Exercises a use of force,
  - ii. Performs a warrantless search (excluding searches incident to arrests, frisks and pat-downs),
  - iii. Performs a body cavity search or strip search,
  - iv. Conducts any warrantless seizure of property (excluding towing vehicles),



# CERTIFICATION OF COMPLIANCE

- b. The written report (for 4.a.i. through 4.a.iv.) shall include the officer's name and badge number; description of incident; the specific type of use of force, search or seizure; description of any injuries and medical/hospital data; name, race and gender of all persons involved in the use of force, search or seizure; names and contact information for all witnesses; any weapons, evidence, or contraband found during the search; whether the individual involved in the use of force, search or seizure was arrested or cited, and if so, the charges; date, time, and location of the incident and search or seizure; and the signatures of the officer and his immediate supervisor (Consent Decree paragraph 15).
- c. The City shall develop and require all officers to complete a written report each time a PBP officer makes a traffic stop (Consent Decree paragraph 16):
- d. The written report (for 4.c.) shall include the officer's name and badge number; the race and gender of the individual searched or stopped; approximate time and location; whether the stop involved a frisk or pat-down search; any weapons, evidence, or contraband found during the search; and whether the individual involved was arrested or cited, and if so, the charges (Consent Decree paragraph 16).
- e. Data entered captured on the reports described above shall be entered into PARS (Consent Decree paragraph 17).

## 5. Supervisory Responsibility:

- a. The City shall conduct regular audits of:
  - i. Use of force by all officers (*Consent Decree paragraph 18.*),
  - ii. Search and seizure practices by all officers (*Consent Decree paragraph 19.*),
  - iii. Potential racial bias, including use of racial epithets, by all officers (*Consent Decree paragraph 20.*).
- b. PBP supervisors and senior supervisors shall have an affirmative obligation to act on this data with the goals of:
  - i. Preventing the use of excessive force (*Consent Decree paragraph 18.*),
  - ii. Preventing improper search and seizure practices by PBP officers (*Consent Decree paragraph 19.*),
  - iii. Eliminating actions that reflect racial bias by PBP officers (*Consent Decree paragraph 20.*).
- c. Each report above will be reviewed within one week by the reporting officer's chain-of-command (*Consent Decree paragraphs 18-20.*)
- d. Quarterly Reviews (Consent Decree paragraph 21). After evaluating the most recent quarterly reports and evaluating an officer's complaint history, the City shall, at a minimum:
  - i. Require and provide appropriate remedial training, assignment to an FTO, counseling, transfer, and/or reassignment to all officers (such training, counseling, transfer, and/or reassignment shall address the type of misconduct alleged):
    1. who have had three (3) or more complaints containing allegations of similar types of misconduct (e.g., verbal abuse, excessive force, improper search and seizure) within the last two years, whether the complaints are sustained or not; and
    2. who have had five or more complaints of any kind within the last two years, whether the complaints are sustained or not.

# CERTIFICATION OF COMPLIANCE

- i. Impose appropriate discipline on each officer against whom a complaint is sustained as soon as possible after the OMI disposition.
  - ii. Where appropriate, remedial training, counseling, transfer, or reassignment shall be required of each officer where a complaint is disposed of by a disposition other than sustained.
- e. Annual performance evaluations: The PBP shall require annual performance evaluations of all officers, supervisors, and senior supervisors. The performance evaluation shall be in writing and shall fully explain the weight and substance of all factors used to evaluate an officer (*Consent Decree paragraphs 23 and 24*). At a minimum:
  - i. Supervisors and senior supervisors shall be evaluated on their ability to monitor, deter, and appropriately address misconduct by officers they supervise; and
  - ii. The PBP shall evaluate each officer on the basis of his or her complaint history, focusing on patterns of misconduct.
  - iii. In addition to the Civil Service guidelines, the performance evaluations shall be considered as one of the factors in making promotions.
- f. Employee Assistance Program: The City shall continue to provide an employee assistance program ("EAP") (*Consent Decree paragraph 25*). This program shall at a minimum provide counseling and stress management services to officers. This program shall be staffed by sufficient licensed and certified counselors who are trained and experienced in addressing psychological and emotional problems common to police officers. The City shall publicize the availability of these services to all officers. The City shall authorize officers to attend counseling without any adverse actions taken against them. The City shall refer officers to, but not require their participation in, EAP counseling where the City believes an officer's job performance may benefit from EAP services. These provisions are separate from any counseling the City may require as part of its "Track III" mandatory counseling program.
- g. Notice of Criminal/Civil Action: The City shall require all officers to notify the City when the officers have been arrested, criminally charged, or named as a party in any civil suit involving allegations of untruthfulness, physical force, racial bias, or domestic violence. The City and PBP management shall monitor all such civil litigation and all criminal prosecutions of officers. PBP shall discipline and appropriately re-train, counsel, re-assign, or transfer officers found guilty or liable by a court or jury (*Consent Decree paragraph 26*). Officers determined by a court to have falsely arrested an individual or conducted an improper search or seizure shall be disciplined, retrained, counseled, transferred, or reassigned, as the circumstances warrant. Such litigation and investigations shall be reflected in (PARS) and recorded in the officer's complaint history (*Consent Decree paragraph 27*). PBP shall continue to discipline, re-train, counsel, transfer, or reassign officers who are the subject of civil litigation settled by the City prior to adjudication, as the circumstances and OMI investigation warrant (*Consent Decree paragraph 28*).

Community Relations: The United States recognizes that PBP officer representatives attend meetings of community groups within their zone. The PBP shall continue to make every effort to participate in these meetings, including meetings organized by or oriented towards minorities.

# BUREAU ACCREDITATION

1. Pittsburgh City Code, § 116.02, paragraph I.D. requires that the Bureau of Police attain and maintain accreditation. To attain that accreditation, the Pittsburgh Bureau of Police has chosen to utilize the Pennsylvania Law Enforcement Accreditation Program. In 2019 the Pittsburgh Bureau of Police achieved our second re-accreditation with Chief Schubert being presented with the plaque in March 2019.

## 2. What is Accreditation?

The Pennsylvania Chiefs of Police Association introduced the Pennsylvania Law Enforcement Accreditation Program to the Commonwealth in July 2001. Since then, over 250 agencies have enrolled and 45 agencies currently maintain accredited status.

Accreditation is a progressive and time-proven way of helping institutions evaluate and improve their overall performance. The cornerstone of this strategy lies in the promulgation of standards containing a clear statement of professional objectives. Participating administrators then conduct a thorough analysis to determine how existing operations can be adapted to meet these objectives. When the procedures are in place, a team of independent professionals is assigned to verify that all applicable standards have been successfully implemented. The process culminates with a decision by an authoritative body that the institution is worthy of accreditation.

The Pennsylvania Law Enforcement Accreditation Program was designed and developed by professional law enforcement executives to provide a reasonable and cost effective plan for the professionalization of law enforcement agencies within the Commonwealth. The underlying philosophy of the program is to have a user-friendly undertaking for the departments that will result in a "success" oriented outcome.

Pennsylvania's law enforcement professionals want the program to be consistent and achievable for all types and sizes of law enforcement agencies within Pennsylvania.

## 3. Accreditation Program Phases

The Accreditation program is broken down into three steps or phases:

### **Phase One: Application**

PLEAC Description: The police department and local government officials make the joint decision to pursue police accreditation. Together, they notify the accreditation staff at the Pennsylvania Chiefs of Police Association via a Letter of Intent. Staff then provides all materials to begin the accreditation process. Not only does the agency receive the manuals, but also organizational materials such as labels for the accreditation folders and a software-tracking program. A video is included to assist the police agency in concisely explaining the program to their staff. A free training class is also available for newly appointed Accreditation Managers and their Chief. There is a one-time fee of \$100 to participate in the Pennsylvania Law Enforcement Accreditation program.

# BUREAU ACCREDITATION

## Phase Two: Self-Assessment

**PLEAC Description:** The Accreditation Manager will begin the process internally by performing a self-assessment of the agency. This begins as an exercise in comparison. The Accreditation Manager will compare how the current policies comply with the program's standards. Most agencies will discover that they are closer to compliance than anticipated.

When the agency has completed the self-assessment phase, it will want to host a mock-assessment. This is a final review to ensure a smooth assessment in Phase Three. Staff is available throughout the process, offering 12 support and guidance to ensure every agency's success. In addition, several localized coalitions have been formed by Accreditation Managers to assist one another. There is also a state coalition that can be very helpful.

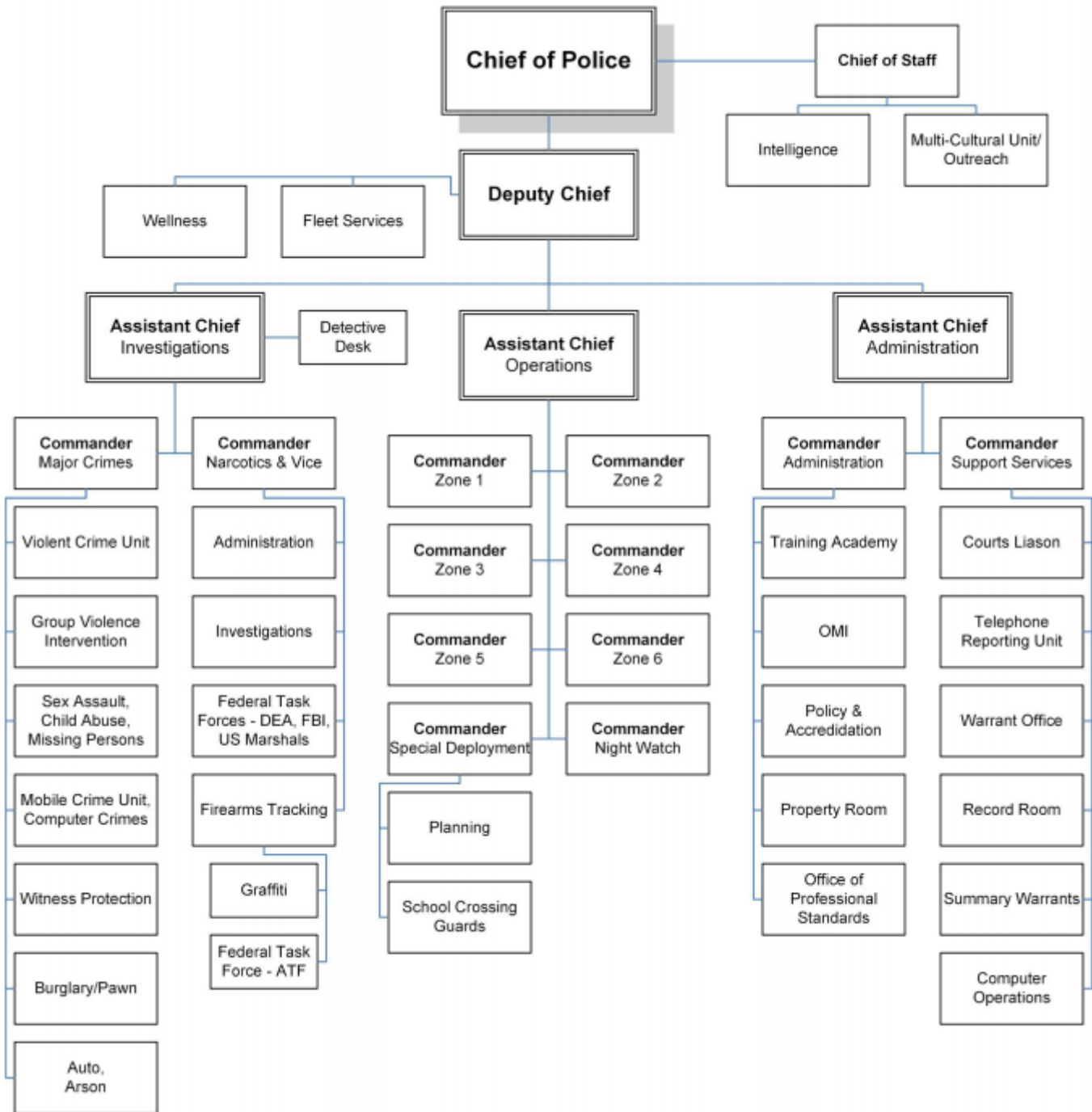
The main component in achieving accreditation is policy development. All policies identified for revision follow a specific protocol which includes review by the Pittsburgh Police Command Group consisting of forty-five members of the Pittsburgh Bureau of Police. This group also includes the entire Command Staff and the Public Safety Director), Fraternal Order of Police, The Independent Civilian Police Review Board, and the Pittsburgh Commission on Human Relations. It is a comprehensive process and requires a significant amount of time. The accreditation team uses model policies identified by the International Association Chiefs of Police and the Pennsylvania Law Enforcement Accreditation Commission. When appropriate, the accreditation team meets with subject matters experts both internal to and external of the Pittsburgh Bureau of Police.

File creation consists of documentation the PLEAC assessors will use to determine if the PBP has the appropriate policy in place to meet each individual standard. The files consist of two proofs that demonstrate the policy is in use consistently bureau wide. These proofs may be demonstrated by highlighting an officer's narrative in an investigative report dealing with that particular standard. File creation is complete and the centerpiece of the mock and on-site inspection.

## Phase Three: Formal Assessment

**PLEAC Description:** The final phase of the accreditation process is the Commission assessment. Trained assessors will do an on-site, two-day review of agency files ensuring compliance with all standards. Please note that the assessment is a success-oriented process. Your accredited status will remain valid for a three-year period. With accredited status, your agency may experience insurance savings; stronger community relations; and increased employee input, interaction and confidence in the agency.

# ORGANIZATION OF THE BUREAU



# DISTRIBUTION OF PERSONNEL BY RANK, GENDER, AND RACE

Annual Statistical Report

2019

Current Gender Demographics by Rank				
	Number		Percentage of Rank	
	Female	Male	Female	Male
Chief of Police	0	1	0.00%	100.00%
Deputy Chief of Police	0	1	0.00%	100.00%
Assistant Chief of Police	3	0	100.00%	0.00%
Commander	4	9	30.77%	69.23%
Lieutenant	3	24	11.11%	88.89%
Sergeant	17	81	17.35%	82.65%
Detective	33	159	17.19%	82.81%
Master Police Officer	23	130	15.03%	84.97%
Police Officer	52	375	12.18%	87.82%
<b>TOTAL OFFICERS</b>	<b>135</b>	<b>780</b>	<b>14.75%</b>	<b>85.25%</b>
Recruits	11	78	12.36%	87.64%
<b>Total</b>	<b>146</b>	<b>858</b>	<b>14.54%</b>	<b>85.46%</b>
American Indian or Alaskan				
	Female	Male	Total	% of Rank
Chief of Police	0	0	0	0.00%
Deputy Chief of Police	0	0	0	0.00%
Assistant Chief of Police	0	0	0	0.00%
Commander	0	0	0	0.00%
Lieutenant	0	0	0	0.00%
Sergeant	0	0	0	0.00%
Detective	0	0	0	0.00%
Master Police Officer	0	1	1	0.65%
Police Officer	0	1	1	0.23%
<b>Total American Indian or Alaskan</b>	<b>0</b>	<b>2</b>	<b>2</b>	<b>0.44%</b>
Asian or Pacific Islander				
	Female	Male	Total	% of Rank
Chief of Police	0	0	0	0.00%
Deputy Chief of Police	0	0	0	0.00%
Assistant Chief of Police	0	0	0	0.00%
Commander	0	0	0	0.00%
Lieutenant	0	0	0	0.00%
Sergeant	1	0	1	1.02%
Detective	0	0	0	0.00%
Master Police Officer	0	0	0	0.00%
Police Officer	1	7	8	1.87%
<b>Total Asian or Pacific Islander</b>	<b>2</b>	<b>7</b>	<b>9</b>	<b>0.98%</b>

# DISTRIBUTION OF PERSONNEL BY RANK, GENDER, AND RACE

Annual Statistical Report

2019

<b>Black</b>				
	Female	Male	Total	% of Rank
Chief of Police	0	0	0	0.00%
Deputy Chief of Police	0	0	0	0.00%
Assistant Chief of Police	1	0	1	33.33%
Commander	0	1	1	7.69%
Lieutenant	0	0	0	0.00%
Sergeant	4	7	11	11.22%
Detective	7	18	25	13.02%
Master Police Officer	8	23	31	20.26%
Police Officer	4	40	44	10.30%
<b>Total Black</b>	<b>24</b>	<b>89</b>	<b>113</b>	<b>12.35%</b>
<b>Hispanic</b>				
	Female	Male	Total	% of Rank
Chief of Police	0	0	0	0.00%
Deputy Chief of Police	0	0	0	0.00%
Assistant Chief of Police	0	0	0	0.00%
Commander	0	0	0	0.00%
Lieutenant	0	0	0	0.00%
Sergeant	0	0	0	0.00%
Detective	0	0	0	0.00%
Master Police Officer	0	1	1	0.65%
Police Officer	0	9	9	2.11%
<b>Total Hispanic</b>	<b>0</b>	<b>10</b>	<b>10</b>	<b>1.09%</b>
<b>White</b>				
	Female	Male	Total	% of Rank
Chief of Police	0	1	1	100.00%
Deputy Chief of Police	0	1	1	100.00%
Assistant Chief of Police	2	0	2	66.67%
Commander	4	8	12	92.31%
Lieutenant	3	24	27	100.00%
Sergeant	12	74	86	87.76%
Detective	26	140	166	86.46%
Master Police Officer	15	105	120	78.43%
Police Officer	46	315	361	84.54%
<b>Total White</b>	<b>108</b>	<b>668</b>	<b>776</b>	<b>84.81%</b>

# DISTRIBUTION OF PERSONNEL BY RANK, GENDER, AND RACE

Annual Statistical Report

2019

Unknown/Undisclosed				
	Female	Male	Total	% of Rank
Chief of Police	0	0	0	0.00%
Deputy Chief of Police	0	0	0	0.00%
Assistant Chief of Police	0	0	0	0.00%
Commander	0	0	0	0.00%
Lieutenant	0	0	0	0.00%
Sergeant	0	0	0	0.00%
Detective	0	0	0	0.00%
Master Police Officer	0	0	0	0.00%
Police Officer	1	4	5	1.17%
<b>Total Unknown/Undisclosed</b>	<b>1</b>	<b>4</b>	<b>5</b>	<b>0.55%</b>

Race and Gender of Recruits			
	Female	Male	Total by Race
Black	2	3	<b>5</b>
White	9	69	<b>78</b>
American Indian / Alaskan	0	0	<b>0</b>
Asian / Pacific Islander	0	0	<b>0</b>
Hispanic	0	1	<b>1</b>
Unknown	0	5	<b>5</b>
<b>Total by Gender</b>	<b>11</b>	<b>78</b>	<b>89</b>

**Number of sworn police personnel authorized for the reporting period: 900**

**Number of officers on workers' compensation during the reporting period: 36**

**Number of officers on disability leave/FMLA during the reporting period: 25**

**Number of officers on military or other specified leave during the reporting period: 42**

**Number of officers on Director's leave during the reporting period: 1**

**Number of officer resignations during the reporting period: 27**

**Number of officer terminations during the reporting period: 7**

**Number of officer retirements during the reporting period: 24**



# OFFICER DISCIPLINARY ACTIONS

Annual Statistical Report

2019

There were 97 total disciplinary actions initiated against officers in 2019:

Withdrawn: 3

Pending Arbitration: 0

Counseled or Retrained: 42

Received Oral Reprimand: 37

Received Written Reprimand: 5

Received Suspension from Work: 8

Terminated: 2

## Oral Reprimand

Operation of Vehicle/Seat Belt Use: 11

Body Worn Camera: 1

Neglect of Duty: 3

Conduct towards the Public: 2

Conduct Unbecoming: 1

Lost/Damaged/Stolen Equipment: 1

Firearms Regulations: 2

Motor Vehicle Pursuits: 2

JNET Violations: 6

Use of Lights and Sirens: 1

Canine Handler: 1

Handling of Prisoners: 2

Devoting Time to Duty: 1

Use of Force: 1

Secondary Employment: 1

## Written Reprimand

Conduct Unbecoming: 1

Operation of Vehicle: 2

Obey Laws and Orders: 1

Truthfulness: 1

## Suspension

Obedience to laws/orders and Conduct -  
Unbecoming: 2

Firearms: 1

Evidence Procedures/handling of prisoners: 1

## Counseling Broken Down by Charges

Neglect of Duty: 5

Body Worn Camera: 4

Obedience to Orders: 3

Pursuits: 3

Conduct towards Public: 6

Truthfulness: 1

Vehicle Inspection: 1

JNET Violations: 3

Firearms Regulations: 4

Conduct Unbecoming: 3

Lost/Stolen/Damaged Equipment: 2

Reporting Off Duty: 1

Seat Belt Use: 2

Operation of Police Vehicle: 10

## Termination

Drug and Alcohol Policy: 1

Obedience to Laws and Orders, Conduct -  
Unbecoming, Truthfulness: 1

## Charges Dismissed

Dismissed due to timeliness: 1

Pat down search: 1

Lost/Stolen/Damaged Equipment: 1

# SELECTION AND HIRING STANDARDS

## 1.0 PURPOSE

- 1.1 The officer selection and hiring process is designed to insure that the agency has an efficient, effective, and fair selection process that results in the appointment of those individuals who best possess the skills, knowledge, and abilities necessary for the effective delivery of law enforcement services to the community.

## 2.0 POLICY

- 2.1 It is the policy of the department for all personnel to adhere to the guidelines of this general order.

## 3.0 SELECTION AND HIRING STANDARDS FOR SWORN OFFICERS

- 3.1 The City of Pittsburgh recruitment and selection procedures are designed to finding and appointing qualified individuals to serve the Pittsburgh Bureau of Police while adhering to the guidelines of applicable law; i.e.:

- 3.1.1 Equal Employment Opportunity Commission (EEOC)

- 3.1.2 Title VII - Civil Rights Act of 1964

- 3.1.3 Age Discrimination Act of 1967

- 3.1.4 Pennsylvania Human Relations Act, as amended

- 3.1.5 Americans with Disabilities Act (ADA)

- 3.1.6 City of Pittsburgh Civil Service Statutes and Rules

- 3.1.7 MPOETC Guide to the Hiring of Police Officers.

- 3.2 Applications

- 3.2.1 The online Application Portal ([www.pghjobs.net](http://www.pghjobs.net)), during the application period, is where the applicant will manage and apply for the official position announcement to the City of Pittsburgh Human Resources and Civil Service ("HR&CS").

- 3.3 General Application Requirements

- 3.3.1 Completed online City of Pittsburgh Application for the position of police officer.

- 3.3.2 At least 18 years of age at the time of filing the application.

- 3.3.3 A United States citizen.

# SELECTION AND HIRING STANDARDS

3.3.3 A United States citizen.

3.3.4 Applicants must become residents of an area within a 25-mile air radius of the City-County Building (401 Grant Street, Pittsburgh, Pennsylvania 15219) before employment and remain a resident within the 25-mile air radius throughout employment.

3.3.5 A current, valid Pennsylvania Motor Vehicle Operator's License (Class C-regular) or a current valid driver's license from another state or the U.S. Armed Forces. Licenses must be presented at the time of filing the application or prior to appointment. PA driver's license must be obtained prior to appointment and maintained throughout employment.

3.3.6 Thirty (30) semester credits (or forty-five (45) quarter credits) of completed coursework at an accredited college, university, technical or trade school. Official Education/Training transcripts must be submitted at the time of filing application. Sixty (60) semester credits (or ninety (90) quarter credits) of completed coursework at an accredited college, university, technical or trade school must be completed by the time the candidate's rank on the eligibility list is reached for processing for an academy class. If the candidate does not meet the requirement at that time, the candidate will be able to request a one year civil service education waiver/deferment.

3.3.7 Veteran's Preference documentation, if applicable, must be submitted at the time of filing application or not later than the Oral Examination date.

3.3.8 Applicants must be able to read at no less than the ninth grade level, as established through the administration of the Nelson-Denny Reading Test.

3.3.9 Applicants must be able to achieve a score in the 30th percentile or higher for the person's age and gender for physical fitness as defined by the Municipal Police Officers' Education and Training Commission.

## 3.4 Civil Service Examinations

3.4.1 An applicant must take and pass each of the Civil Service examination portions in order to attain a total examination score and be placed onto the eligibility list.

### 3.4.1.1. Written examination

3.4.1.1.2 If an applicant meets the above general application requirements, he/she will be sent a letter of admission for the written examination.

3.4.1.1.3 Applicants must pass the written examination in order to have their name placed on the Civil Service Eligibility list and to be scheduled for the oral examination.

# SELECTION AND HIRING STANDARDS

## 3.4.1.2 Oral Examination

3.4.1.2.1 The Oral Interview Boards will consist of members as determined by the Chief of Police or otherwise.

3.4.1.2.2 The members of the Oral Interview Boards will ask each applicant standardized, pre-selected questions only.

3.4.1.2.3 Each member of the Panel will initially rate each candidate independently and then as a group resulting in a final consensus of: recommended or not recommended.

## 3.5 Physical Fitness Assessment

3.5.1 A Physical Fitness assessment, as required by MPOETC, will be administered by the HR&CS, with the oversight of the Pittsburgh Bureau of Police.

The assessment is based on standards developed by the Cooper Institute—Based norms and protocols for assessing and testing the applicant's physical fitness level. Each applicant shall score no lower than the 30th percentile of the Cooper standards, which coincides with the 30th percentile of the general population, in each of the four required evaluations to be eligible for employment. An applicant will not be enrolled in a recruit training program at the police academy unless the applicant has obtained a score in the 30th percentile or higher for the applicant's age and gender as specified in the Cooper standards for each of the four evaluations.

## 3.6 Background Investigation

3.6.1 Background investigations shall be conducted in accordance with General Order #20-5, "Selection-Administrative Practices and Procedures", Section 3.0. Background Investigation Required.

## 3.7 Certification for Appointment List

3.7.1 Generated from the eligibility list, the names of the applicants who have successfully completed the above steps in the hiring process are forwarded to the Chief of Police.

## 3.8 Chief's Selection Process

3.8.1 The Chief of Police selects the candidates who are to receive a conditional offer of employment from the names appearing on the certification for employment list, in accordance with the General Civil Service Statute.

# SELECTION AND HIRING STANDARDS

## 3.9 Conditional Offers of Employment

3.9.1 Successful applicants will be given a conditional offer of employment dependent upon the following:

3.9.1.1 Successful completion of a medical examination, conducted in accordance with General Order #20-5, "Selection-Administrative Practices and Procedures", Section 4.0. Medical Examination Required.

3.9.1.2 Successful completion of a psychological suitability examination, conducted in accordance with General Order #20-5, "Selection-Administrative Practices and Procedures", Section 5.0, pursuant to Civil Service Rule III, Section 2.

## 3.10 Final Offers of Employment

3.10.1 Upon successful fulfillment of all conditional offer of employment elements, including residency, the applicant shall be given a final offer of employment.

Approved By:



Scott Schubert

Chief of Police

## Statement on Hiring and Recruitment Commitment

The Pittsburgh Bureau of Police is committed to hiring qualified police candidates that represent the diversity of our neighborhoods and residents. The PBP regularly attends recruiting events with Human Relations & Civil Service at community events, churches, colleges, and convention centers in Pittsburgh and in surrounding states. In addition, HR&CS has continuous recruitment cycles, consistent with civil services laws, to shorten the time frame between recruitment and hiring. The PBP has partnered with the Hill House and CCAC to support a tutoring program to help minority candidates prepare for success in the police testing and hiring process.

# POLICE BUREAU LITIGATIONS

## JANUARY 1 – DECEMBER 31, 2019

Annual Statistical Report

2019

The number of officers sued, with a statistical breakdown showing the types of claims, in which court or administrative body they were filed, and the result in terms of payment and/or equitable relief:

**TOTAL NUMBER OF OFFICERS SUED: 24 (14 cases)**

*United States District Court for the Western*

*District of Pennsylvania*

False Arrest/Imprisonment	5 claims – Open
Illegal Search/Seizure	3 claims - Open
Malicious Prosecution	1 claim - Open
Excessive Force	6 claims – Open
Civil Rights – General	1 claim - Open
Other Civil Rights	2 claims – Open

*Court of Common Pleas of Allegheny County – General Docket*

Tort/Personal Injury (Motor Vehicle)	3 cases
Excessive Force	1 case

The number of police related civil actions filed during the reporting period against the City of Pittsburgh and the Bureau of Police distinguished by the type of claim and the name of the court or administrative body in which the claims were filed.

*United States District Court for the Western*

*District of Pennsylvania*

False Arrest/Imprisonment	4 claims
Illegal Search/Seizure	3 claims
Malicious Prosecution	1 claim
Excessive Force	6 claims
Other Civil Rights	2 claims
Civil Rights – General	1 claim

*Court of Common Pleas of Allegheny County – General Docket*

Tort/Personal Injury (Motor Vehicle)	3 cases
Excessive Force	1 case

# POLICE BUREAU LITIGATIONS

## JANUARY 1 – DECEMBER 31, 2019

Annual Statistical Report

2019

The number of civil actions settled during the reporting period and the monetary amount of each settlement identified by the year of the claim, the parties' names and, if applicable, relevant docket number.

### NUMBER OF CIVIL ACTIONS SETTLED: 4

TABATHA WERKMEISTER, individually and on behalf of her minor sons, J.J.W., J.M.W. and D.W. and her minor daughter, A.W. and GRINAGE DION WILSON v. CITY OF PITTSBURGH, ACTING CHIEF OF POLICE REGINA MCDONALD, OFFICER JOHN DOE #1, OFFICER JOHN DOE #2, OFFICER JOHN DOE #3, OFFICER JOHN DOE #4, OFFICER JOHN DOE #5, OFFICER JOHN DOE #6, OFFICER JOHN DOE #7, OFFICER JOHN DOE #8, OFFICER JOHN DOE #9, & OFFICER JOHN DOE #10, No. CA 15-01235; United States District Court for the Western District of Pennsylvania.

Civil Rights – Illegal/Unreasonable Search; Excessive Force

Year of Claim: 2014

Settlement Amount: \$41,453.76 + \$40,900 in post-settlement attorney fees (TOTAL \$82,353.76)

REX A. COUGHENOUR v. THE CITY OF PITTSBURGH, OFFICER ROBERT PEDLEY, OFFICER BRETT BUTKEWICH, No. 16-01415; United States District Court for the Western District of Pennsylvania.

Civil Rights – False Arrest/Imprisonment

Year of Claim: 2015

Settlement Amount: \$2,500

GABRIEL DESPRES v. CITY OF PITTSBURGH, OFFICER STEPHEN MATAKOVICH, Individually, and LANDMARK EVENT STAFF SERVICING, INC., No. 16-01510; United States District Court for the Western District of Pennsylvania.

Civil Rights – Excessive Force

Year of Claim: 2015

Settlement Amount: \$77,500

DANIEL ADELMAN and JENNIFER ADELMAN v. POLICE OFFICER ANDREW JACOBS, Individually and in his official capacities as a police officer of the City of Pittsburgh; POLICE OFFICER TODD MODENA, Individually and in his official capacities as a police officer of the City of Pittsburgh;

POLICE OFFICER BRIAN MARKUS, Individually and in his official capacities as a police officer of the City of Pittsburgh;

POLICE OFFICER ROBERT PALIVODA, Individually and in his official capacities as a police officer of the City of Pittsburgh;

CITY OF PITTSBURGH, a municipal corporation, CHIEF SCOTT SCHUBERT, Individually and in his official capacities as the Chief of Police of the City of Pittsburgh; ARAMARK SPORTS & ENTERTAINMENT SERVICES, LLC., No. 2:18-cv-00607 filed in the United States District Court for the Western District of Pennsylvania.

Civil Rights: Excessive Force

Year of Claim: 2017

Settlement Amount: \$47,000

# POLICE BUREAU LITIGATIONS

## JANUARY 1 – DECEMBER 31, 2019

Annual Statistical Report

2019

The number of civil actions resolved during the reporting period by a court or jury or administrative body, the monetary amount distinguished by compensatory and punitive award(s) identified by the year of the original claim, the parties' names and the relevant docket number.

### NUMBER OF CIVIL ACTIONS RESOLVED: 7

LENA DAVENPORT, an adult individual v. BOROUGH OF HOMESTEAD, a Municipal Corporation; CITY OF PITTSBURGH, a Municipal Corporation; JAMES STRANG, individually and in his official capacities as a Police Officer of the Borough of Homestead; JAMES ILGENFRITZ, individually and in his official capacities as a Police Officer of the Borough of Homestead; LOUIS SCHWEITZER, individually and in his official capacities as a Police Officer of the City of Pittsburgh; STEPHEN MATAKOVICH, individually and in his official capacities as a Police Officer of the City of Pittsburgh; CALVIN KENNEDY, individually and in his official capacities as a Police Officer of the City of Pittsburgh, and THOMAS GORECKI, individually and in his official capacities as a Police Officer of the City of Pittsburgh, and NATHAN HARPER, in his official capacity as a Chief of Police of the City of Pittsburgh, No. 13-00250; United States District Court for the Western District of Pennsylvania.

Civil Rights – Excessive Force

Year of Claim: 2013

(Same incident at DONALD BURRIS, JR. v. BOROUGH OF HOMESTEAD, et al., No. CA 14-01704; United States District Court for the Western District of Pennsylvania.)

9/30/2016 - ORDER. IT IS ORDERED that the Homestead Defendants' motion for summary judgment is granted and Plaintiff's motion for summary judgment against the Homestead defendants is denied; and IT FURTHER IS ORDERED that for the reasons set forth in the opinion filed on this date, the Pittsburgh Defendants' motion for summary judgment is granted in part and denied in part. The motion is granted as to the claims against Officer Boyko under the Third, Fifth, Seventh and Eighth causes of action, the claims against former Chief Nate Harper under the Fourth and Sixth causes of action, and the state law claims against the City of Pittsburgh under the Seventh and Eighth causes of action. The Pittsburgh Defendants' motion for summary judgment is denied in all other aspects.

Individual Defendants filed Appeal on 10/31/16 with the United States Court of Appeals for the Third Circuit.

8/29/17: US Court of Appeals for the Third Circuit ruled as follows: On consideration whereof, it is now hereby ORDERED and ADJUDGED that the order of the District Court entered September 30, 2016, be and the same is hereby REVERSED IN PART and REMANDED with instructions to enter summary judgment on the basis of qualified immunity in favor of Schweitzer, Matakovich, and Kennedy. The appeal is DISMISSED IN PART for lack of jurisdiction with respect to Gorecki. All

of the above in accordance with the opinion of this Court.

2/3/19: JURY VERDICT in favor of DEFENDANTS GORECKI AND CITY OF PITTSBURGH.

KENNETH GOLDSMITH v. FREDERICK BAER GOLDSMITH, ESQ., individually and under Color of State Law; SERGEANT JAMES S. TOGYER, individually and in his Official Capacity; Lt. MATTHEW LACKNER, individually and in his Official Capacity; KRISTA HOEBEL, individually and in her Official Capacity; BRIAN ELLEDGE, individually and in his Official Capacity; CITY OF PITTSBURGH DEPARTMENT OF PUBLIC SAFETY, as Municipal Defendant; and NORMA PETERS, No. 16-01362; United States District Court for the Western District of Pennsylvania.

Civil Rights – False Arrest/Imprisonment

Year of Claim: 2014

2/20/19: AND NOW, this 20th day of February, 2019, it is hereby ORDERED that Defendant's Motion for Summary Judgment (ECF No. 169) is GRANTED. Judgment shall be entered in favor of Defendant Togyer and against Plaintiff Kenneth Goldsmith. (All other claims against other defendants were dismissed by the Court prior to 2/20/19)



# POLICE BUREAU LITIGATIONS

## JANUARY 1 – DECEMBER 31, 2019

Annual Statistical Report

2019

AKANINYENE EFIONG AKAN v. ADAM SUMMERS, NEIL

REINSFELDER, STEVEN CENTRA, RUFUS JONES, and GREGORY BOSS, No. 17-cv-00089 filed in the United States District Court for the Western District of Pennsylvania.

Civil Rights – General

Year of Claim: 2010

12/5/17: Order pursuant to Federal Rule of Civil Procedure 12(b)(6), the motions to dismiss filed, respectively, by defendants Adam Summers, Neil Reinsfelder, and Steven Centra, and defendants Rufus Jones and Gregory Boss, shall be GRANTED.

8/10/18: Plaintiff filed Appeal with the United States Court of Appeals for the Third Circuit.

7/29/19: United States Court of Appeals for the Third Circuit AFFIRMED the USDC Order granting Defendants' Motion for Summary Judgment dismissing the matter.

CHARLES BONASORTE and THE PITTSBURGH STOP, INC., v. CITY OF PITTSBURGH and GUY COSTA, No. 2:18-cv-00243, filed in the United States District Court for the Western District of Pennsylvania.

Civil Rights: Discrimination – alleged selective enforcement of parking

Year of Claim: 2015

4/15/19: USDC granted Defendants' Motion to DISMISS.

DOMINIC REALE v. CITY OF PITTSBURGH, RONALD HOUGH, as an individual, RAY RIPPOLE, as an individual, and JOHN and/or JANE DOE(S), as an individual, No. 2:18-cv-00229, filed in the United States District Court for the Western District of Pennsylvania.

Civil Rights: Excessive Force

Year of Claim: 2017

1/29/19: Plaintiff Withdrew all claims against Defendants.

HERBERT L. JOSEPH II v. ALLEGHENY COUNTY AIRPORT AUTHORITY, ALLEGHENY COUNTY AIRPORT POLICE, CITIZENS BANK, and CITY OF PITTSBURGH POLICE, No. 2:18-cv-00752, filed in the United States District Court for the Western District of Pennsylvania.

Civil Rights: Harassment

Year of Claim: 2018

6/27/19: USDC granted Defendants' Motions to Dismiss.

DEBRA MERLINA v. GIANT EAGLE, INC., MATTHEW COLEMAN, JANE DOE, and CITY OF PITTSBURGH, No. 2:18-cv-01714, filed in the United States District Court for the Western District of Pennsylvania.

Civil Rights: Excessive force, false arrest and malicious prosecution

Year of Claim: 2018

2/22/19: Plaintiff Withdrew all claims against Defendants.

# POLICE BUREAU LITIGATIONS

## JANUARY 1 – DECEMBER 31, 2019

Annual Statistical Report

2019

The number of civil actions pending at the beginning and at the end of the reporting period in a court or jury or administrative body, identified by the year of the claim, the parties' names and relevant docket number.

**NUMBER OF CIVIL ACTIONS OPEN/PENDING: 32**

SHANE MCGUIRE v. CITY OF PITTSBURGH, a municipal corporation, COLBY J. NEIDIG, individually and in his official capacities as a Police Officer of the City of Pittsburgh, DAVID BLATT, individually and in his official capacities as a Police Officer of the City of Pittsburgh, No. CA 14-01531; United States District Court for the Western District of Pennsylvania.

Civil Rights – Excessive Force

Year of Claim: 2014

Jury Trial held March 2017. Jury Verdict in favor of Plaintiff and against Defendant Colby Neidig.

3/23/17: Judgment Order – Ordered judgment is entered in favor of Plaintiff Shane McGuire and against Defendant Colby Neidig under the jury verdict for \$75,000.

McGuire on behalf of Defendant Neidig has filed state court claim against City of Pittsburgh requesting indemnification of Colby Neidig for the verdict entered against him.

8/13/19: JURY VERDICT in favor of Defendant City re: State Court Matter requesting indemnification by City of Neidig for federal verdict. Post-Trial Motions filed by both McGuire/Neidig and City.

DONALD BURRIS, JR. v. BOROUGH OF HOMESTEAD, a Municipal Corporation; CITY OF PITTSBURGH, a Municipal Corporation; CITY OF PITTSBURGH BUREAU OF POLICE, a governmental entity; BOROUGH OF HOMESTEAD POLICE DEPARTMENT, a governmental entity; IAN STRANG, individually and in his official capacities as Police Officer of the Borough of Homestead; JAMES ILGENFRITZ, individually and in his official capacities as Police Officer of the Borough of Homestead; LOUIS SCHWEITZER, individually and in his official capacities as a Police Officer of the City of Pittsburgh; STEPHEN MATAKOVICH, individually and in his official capacities as a Police Officer of the City of Pittsburgh; CALVIN KENNEDY, individually and in his official capacities as a Police Officer of the City of Pittsburgh; THOMAS GORECKI, individually and in his official capacity as a Police Officer of the City of Pittsburgh; IGOR BOYKO, individually and in his official capacity as a Police Officer of the City of Pittsburgh; NATHAN HARPER, in his official capacity as a Chief of the City of Pittsburgh; and JEFFREY DESIMONE in his official capacity as the Chief of Police of the Borough of Homestead, No. CA 14-01704; United States District Court for the Western District of Pennsylvania.

Civil Rights – Excessive Force

Year of Claim: 2013

(Same incident as LENA DAVENPORT v. BOROUGH OF HOMESTEAD, et al., No. 13-00250; United States District Court for the Western District of Pennsylvania)

WILL EL, an adult individual and BEYSHAUD EL, an adult individual v. CITY OF PITTSBURGH, a municipal Corporation; LT. REYNE KACSUTA, individually and in her official capacities as a police officer of the City of Pittsburgh; FRANK WELLING, individually and in his official capacities as a police officer of the City of Pittsburgh; RYAN WARNOCK, individually and in his official capacities as a police officer of the City of Pittsburgh; JOSEPH A. SOBECK, individually and in his official capacities as a police officer of the City of Pittsburgh; FIRST NAME UNKNOWN MCDANIEL, individually and in his official capacities as a police officer of the City of Pittsburgh; SIARA LAWNICZAK, individually and in her official capacities as a police officer of the City of Pittsburgh; FIRST NAME UNKNOWN OFICER RENDE, individually and in his official capacities as a police officer of the City of Pittsburgh; JOHN DOES 1-5, individually and in their official capacities as police officers of the City of Pittsburgh, No. CA15-00834; United States District Court for the Western District of Pennsylvania.

Civil Rights – Excessive Force

Year of Claim: 2013

# POLICE BUREAU LITIGATIONS

## JANUARY 1 – DECEMBER 31, 2019

Annual Statistical Report

2019

RONALD A. JOHNSON v. CITY OF PITTSBURGH, ACTING CHIEF MCDONALD, CITY OF PITTSBURGH POLICE OFFICER WILLIAM KELSCH, (Kelsch is sued in his individual and official capacity)(all others in their official capacities), No. GD 15-011174; Court of Common Pleas of Allegheny County.

Civil Rights – Illegal Search; False Arrest

Year of Claim: 2014

JOSEPH RENO v. CITY OF PITTSBURGH BUREAU OF POLICE, JOHN J. GODLEWSKI, DANIEL ARTHUR HUBERT, and TIMOTHY MATSON, No. GD 15-017671; Court of Common Pleas of Allegheny County.

Unknown Cause of Action (Complaint has not been filed)

Year of Claim: Unknown

ANTWAUN BUSH v. CITY OF PITTSBURGH, NATHAN HARPER, OFFICER DANIEL JOSEPH PAGA, JR., OFFICER DONALD SNIDER, OFFICER CHARLES THOMAS, OFFICER MORGAN JENKINS, OFFICER CHARLES HENDERSON, and OFFICER DAVID CANNON, No. 16-00926; United States District Court for the Western District of Pennsylvania.

Civil Rights – Excessive Force

Year of Claim: 2012

12/11/18: USDC granted Defendants' Motion for Summary Judgment. Plaintiff appealed to United States Court of Appeals for the Third Circuit on 12/31/18.

LEO TARR v. CITY OF PITTSBURGH, a municipal corporation; ANTONIO RUIZ, individually and in his official capacities as a Police Officer of the City of Pittsburgh; TIMOTHY CRANE, individually and in his official capacities as a Police Officer of the City of Pittsburgh; EVAN MULZET, individually and in his official capacities as a Police Officer of the City of Pittsburgh; M. ANTHONY (No. 3625), individually and in his official capacities as a Police Officer of the City of Pittsburgh; CHRISTOPHER BRADEN, individually and in his official capacities as a Police Officer of the City of Pittsburgh; M. SMITH (No. 3610), individually and in his official capacities as a Police Officer of the City of Pittsburgh; and JAMES MONTGOMERY, an adult individual, No. 16-01424; United States District Court for the Western District of Pennsylvania.

Civil Rights – False Arrest/Imprisonment

Year of Claim: 2015

2/28/19: USDC granted City Defendants' Motion for Summary Judgment. On March 11, 2019 Plaintiff appealed to the United States Court of Appeals for the Third Circuit.

LINCOLN DAVE LEVYS, JR. v. JOHN E. SHAMLIN (incorrectly identified as JOHN V. SHAMLIN), WILLIAM D. MATHIAS, TIMOTHY MORSE (incorrectly identified as Morse) of the City of Pittsburgh P.D., Zone 3 (personal and official capacity) and CITY OF PITTSBURGH, P.D., Zone 3, No. 16-cv-1624 filed in the United States District Court for the Western District of Pennsylvania.

Civil Rights – False Arrest/Imprisonment

Year of Claim: 2014

11/28/17: ORDER granting Defendants' Motion for Summary Judgment.

12/11/17: Plaintiff appealed to the United States Court of Appeals for the Third Circuit. (US 3rd Circuit Docket No. 17-3689)

DEBORAH TRZECIAK v. CITY OF PITTSBURGH, OFFICER ZACHARY VOZZA, OFFICER DAWN BOWEN, OFFICER JOHN CYGRYMUS, OFFICER PAULETTE GUCKES and OFFICER RICHARD STERN, No. GD 17-003320, filed in the Court of Common Pleas of Allegheny County. Matter was removed to the United States District Court for the Western District of Pennsylvania on 12/24/19. USDC Docket No. 2:19-cv-01638.

# POLICE BUREAU LITIGATIONS

## JANUARY 1 – DECEMBER 31, 2019

Annual Statistical Report

2019

DANIEL MARCHESSE (on behalf of Amelia Marchese, minor), DANIEL MARCHESE (on behalf of William Marchese, Minor) v.

ALLEGHENY COUNTY PENNSYLVANIA, CITY OF PITTSBURGH PENNSYLVANIA, BONITA REARICK, KELLY and ALAN JOHNSTONE, UNKNOWN, No. GD 17-007844, filed in the Court of Common Pleas of Allegheny County.

Civil Rights – Illegal Search & False Arrest

Year of Claim: 2015

NATASHA BRUCE v. WILLIAM PEDUTO, a/k/a MAYOR OF CITY OF PITTSBURGH, CITY OF PITTSBURGH, and OFFICER JOSEPH LIPPERT, III, No. GD 17-010241 filed in the Court of Common Pleas of Allegheny County.

Tort/Personal Injury – Motor vehicle accident involving police vehicle

Year of Claim: 2016

LAWRENCE LORENZO PRIOR v. CITY OF PITTSBURGH POLICE DEPARTMENT, JOSEPH BARNA, MARK GOOB, SCOTT LOVE, JOSHUA ROBEY and LUCIUS SCHWEITZER, No. 17-cv-00590, filed in the United States District Court for the Western District of Pennsylvania.

Civil Rights – Excessive Force

Year of Claim: 2015

JAJUAN HAMILTON v. JOHNNY EREVIA, AND THE CITY OF PITTSBURGH, No. 17-013276 filed in the Court of Common Pleas of Allegheny County.

Tort/Personal Injury – Motor vehicle accident involving pedestrian and police vehicle

Year of Claim: 2015

BRENDA RICHMOND, Administratrix of the Estate of Christopher M. Thompkins, and BRENDA RICHMOND, in her own right v. CITY OF PITTSBURGH, a Municipal corporation; SCOTT SCHUBERT, individually and in his official capacity as Chief of The Pittsburgh Police Department; BRENDAN FLICKER, individually and in his official capacity as Police Officer of the City of Pittsburgh; and HARRISON MADDOX, individually and in his official capacity as a Police Officer of the City of Pittsburgh, No. 2:2018-cv-00329 filed in the United States District Court for the Western District of Pennsylvania.

Civil Rights/Wrongful Death: Excessive Force

Year of Claim: 2017

DANIELS, JOYCE A., Administratrix of the Estate of Mark S. Daniels v. CITY OF PITTSBURGH and OFFICER GINO MACIOCE, No. 2:18-cv-01019, filed in the United States District Court for the Western District of Pennsylvania.

Civil Rights/Wrongful Death: Excessive Force

Year of Claim: 2018

MARGARET MAZUR v. CITY OF PITTSBURGH, JASON LANDO and THOMAS NEE, No. 2:18-cv-01018, filed in the United States District Court for the Western District of Pennsylvania.

Civil Rights: Alleged defamation by city officers

Year of Claim: 2016

7/12/19: ORDER of USDC remanding case to The Court of Common Pleas of Allegheny County as no federal claims were made under federal law. (State Court Docket No. GD 18-006187)

# POLICE BUREAU LITIGATIONS

## JANUARY 1 – DECEMBER 31, 2019

Annual Statistical Report

2019

DANIEL DELLENBAUGH v. THE CITY OF PITTSBURGH, a municipal corporation, CAMERON McLAY, et al. in his Official Capacity as Chief Police Officer for the City of Pittsburgh and in his Individual Capacity; LUCAS GOBRECHT, in his Official Capacity as a Police Officer for the City of Pittsburgh and in his Individual Capacity; GABRIEL LAM-BRIGHT, in his Official Capacity as Police Officer for the City of Pittsburgh and in his Individual Capacity; MICHAEL SOROCZAK, in his Official Capacity as Police Officer for the City of Pittsburgh and in his Individual Capacity; JEREMY HURLEY, in his Official Capacity as K-9 and Police Officer for the City of Pittsburgh, and in his Individual Capacity, JOHN DOE, in his Official Capacity as Police Officer for the City of Pittsburgh and in his Individual Capacity, and CITY OF PITTSBURGH BUREAU OF POLICE, No. 2:18-cv-01108, filed in the United States District Court for the Western District of Pennsylvania.

Civil Rights: Excessive Force, false arrest & malicious prosecution

Year of Claim: 2016

In re DH, a minor, by and through her natural guardian, CRH, v. CITY OF PITTSBURGH and PORT AUTHORITY TRANSIT OF ALLEGHENY COUNTY (dismissed defendant) v. DONOVAN ROBINSON and MALIK BRIDGET, No. 2:18-cv-01258 filed in the United States District Court for the Western District of Pennsylvania.

Civil Rights-General: Failure to train regarding police pursuits

Year of Claim: 2015

11/2019: Defendant Port Authority was voluntarily dismissed as a Defendant. Donovan Robinson and Malik Bridget were added as Additional Defendants by Defendant City of Pittsburgh.

ERIK HEITZENRATER v. CITY OF PITTSBURGH, BRIAN MARTIN, DAVID HONICK, BRIAN BURGUNDER and DAVID LINCOLN, No. 2:18-cv-01587, filed in the United States District Court for the Western District of Pennsylvania.

Civil Rights: Excessive force, false arrest

Year of Claim: 2018

(Same incident as *DeLuca* below; consolidated with *DeLuca* under the *DeLuca* docket number)

FRANK DeLUCA v. CITY OF PITTSBURGH, BRIAN BURGUNDER, DAVID HONICK & DAVID LINCOLN, No. 2:18-cv-01567, filed in the United States District Court for the Western District of Pennsylvania.

Civil Rights: Excessive force, false arrest

Year of Claim: 2018

(Same incident as *Heitzenrater* above; cases consolidated under docket number for *DeLuca*)

SHANDA HARRIS v. CITY OF PITTSBURGH, PA, CITY OF PITTSBURGH POLICE DEPARTMENT, GEORGE SATLER, WILLIAM MUDRON, No. 2:19-cv-00074, filed in the United States District Court for the Western District of Pennsylvania.

Civil Rights: Illegal Search/Seizure of business property

Year of Claim: 2017

9/19/19: US District Court granted Defendants' Motion to Dismiss. On 10/9/19 Plaintiff filed appeal with the United States Court of Appeals for the Third Circuit (3<sup>rd</sup> Circuit Docket No. 19-3441)

DARIAN BALCOM v. CITY OF PITTSBURGH, GABE

FIGUEROA, INDIVIDUALLY, CODY DONNELLY, INDIVIDUALLY, THOMAS LEE, INDIVIDUALLY, MICHAEL SMITH, INDIVIDUALLY and JORGE ZARATE, INDIVIDUALLY, No. 2:19-cv-00506, filed in the United States District Court for the Western District of Pennsylvania.

Civil Rights: 1<sup>st</sup> Amendment Retaliation

Year of Claim: 2017

# POLICE BUREAU LITIGATIONS

## JANUARY 1 – DECEMBER 31, 2019

Annual Statistical Report

2019

ROBERT ALDRED v. CITY OF PITTSBURGH, ACTING CHIEF OF POLICE REGINA McDONALD, OFFICER MICHAEL SOROCZAK, OFFICER JOSHUA MATTHEWS and OFFICER LOGAN HANLEY, No. 2:19-cv-00838, filed in the United States District Court for the Western District of Pennsylvania.

Civil Rights: Excessive Force

Year of Claim: 2017

MARLON JACKSON and SAUNDRA COLE v. CHRISTOPHER GOETZ, SCOTT BROWN and ROBERT BERBERICH, No. 2:19-cv-00258, filed in the United States District Court for the Western District of Pennsylvania.

Civil Rights: Excessive Force, 1<sup>st</sup> Amendment Retaliation, Unlawful Seizure

Year of Claim: 2017

ROSS JAMES v. COMMUNITY COLLEGE OF ALLEGHENY COUNTY, CITY OF PITTSBURGH, JEFFREY LABELLA, BREDGETT GOMLON, JANE GREENWOOD, SUMANA MISRA-ZETS, DON BREITBARCH, LAWRENCE DOPERAK, MICHELLE TEDDER, No. GD 18-010895, filed in the Court of Common Pleas of Allegheny County.

Civil Rights: Alleged violation of 1<sup>st</sup>, 4<sup>th</sup> and 5<sup>th</sup> Amendments

Year of Claim: 2017

KYLE SHOLTIS v. CITY OF PITTSBURGH, MAG PITT, L.P.

d/b/a CHEERLEADERS, MATTHEW TURKO, No. 2:19-cv-00332, filed in the United States District Court for the Western District of Pennsylvania.

Civil Rights: Excessive Force and False Arrest (Secondary Employment Related)

Year of Claim: 2017

IDA B. THOMPSON v. CITY OF PITTSBURGH and ADAM R. HORNING, No. GD 19-004756, filed in the Court of Common Pleas of Allegheny County, Pennsylvania.

Tort/Personal Injury: Motor Vehicle Accident with Police Vehicle

Year of Claim: 2018

ALFREDO BRICENO v. CITY OF PITTSBURGH, No. GD 19-004493, filed in the Court of Common Pleas of Allegheny County.

Tort/Personal Injury: Motor Vehicle Accident with Police Vehicle

Year of Claim: 2017

MICHAEL ZOKAITES v. CITY OF PITTSBURGH, BRIAN MARTIN, individually and in his official capacity as a Pittsburgh Police Officer, DAVID HONICK, individually and in his official capacity as a Pittsburgh Police Officer, BRIAN BURGUNDER, individually and in his official capacity as a Pittsburgh Police Officer, DAVID LINCOLN, individually and in his official capacity as a Pittsburgh Police Officer, and THE CITY OF

PITTSBURGH FRATERNAL ORDER OF POLICE, No. 2:19-cv-00216, filed in the United States District Court for the Western District of Pennsylvania.

Civil Rights: Excessive Force and False Arrest

# POLICE BUREAU LITIGATIONS

## JANUARY 1 – DECEMBER 31, 2019

Annual Statistical Report

2019

BRUCE THOMAS v. BRIAN MARTIN, DAVID HONICK, BRIAN BURGUNDER, DAVID LINCOLN, DETECTIVE MURRAY, First Name Unknown, all in their Official and Individual Capacities, and JOHN DOE #1 Police Officer and JOHN DOE #2 Police Officer, both in their Official and Individual Capacities, and the CITY OF PITTSBURGH, No. 2:19-cv-0617, filed in the United States District Court for the Western District of Pennsylvania.

Civil Rights: False Arrest and Excessive Force

Year of Claim: 2018

(Same incident at *DeLuca, Heitzenrater* and *Zokaite*s. Consolidated under the *DeLuca* docket number)

RONALD JAMES MADERO v. OFFICER CHRISTINE LUFFEY, in her individual capacity; MARY KAY GENTERT; TARRA PROVIDENT; HOMELESS CAT MANAGEMENT TEAM; HUMANE ANIMAL RESCUE; JAMIE WILSON; SARA ANDERSON; DONNA HUGHES; JESSICA SERBIN; HALA

NEUMAH; DEVON KLINGENSMITH and SARAH SHIVELY, No. 2:19-cv-00700, filed in the United States District Court for the Western District of Pennsylvania.

Civil Rights: Illegal Search/Seizure of personal property

Year of Claim: 2017

DONALD W. WALDORF v. CITY OF PITTSBURGH and

STACEY L. SCHEL, No. GD 19-014251, filed in the Court of Common Pleas of Allegheny County.

Tort/Personal Injury: Motor Vehicle Accident with Police Vehicle

Year of Claim: 2017

WILLIAM SNATCHKO v. PITTSBURGH POLICE DEPARTMENT and JOHN DOE 1-2, No. GD 19-013716, filed in the Court of Common Pleas of Allegheny County, Pennsylvania.

Civil Rights: Excessive Force

Year of Claim: 2017

# OPERATIONS BRANCH ZONE SUMMARY

Annual Statistical Report

2019

Category	Zone 1	Zone 2	Zone 3
Commander	Commander Christopher Ragland	Commander Reyne Kacsuta	Commander Karen Dixon
Street Address	1501 Brighton Rd.	2000 Centre Ave.	830 E. Warrington Ave.
Phone Number	412-323-7201	412-255-2827	412-488-8326
Population Served	40,940	32,895	47,831
Communities Served	<i>Allegheny Center                      Allegheny West                      Brighton Heights                      California-Kirkbride                      Central North Side                      Chateau                      East Allegheny                      Fineview                      Manchester                      Marshall-Shadeland                      Northview Heights                      North Shore                      Perry North                      Perry South                      Spring Garden                      Spring Hill-City View                      Summer Hill                      Troy Hill</i>	<i>Bedford Dwellings                      Bluff                      Central Business District                      Central Lawrenceville                      Crawford Roberts                      Lower Lawrenceville                      Middle Hill                      Polish Hill                      Strip District                      Terrace Village                      Upper Hill                      Upper Lawrenceville</i>	<i>Allentown                      Arlington                      Arlington Heights                      Beltzhoover                      Bonair                      Carrick                      Duquesne Heights                      Knoxville                      Mount Oliver (city)                      Mount Washington                      Overbrook                      Saint Clair                      South Shore                      South Side Flats                      South Side Slopes</i>
Square Miles Covered	8.9	5.0	8.5
Sworn Personnel Assigned	94	108	104
Calls for Service	41,858	40,635	48,844
Park & Walks	3,259	2,466	3,594
Traffic Stops	3,933	2,850	3,368
Field Contacts	1,252	423	631
Part I Crimes	1,507	1,614	1,933
% Change in Part I Crime (from 2018)	-13%	-13%	-6%
Part II Crimes	2,971	2,622	3,150
Arrests	1,784	3,498	1,326



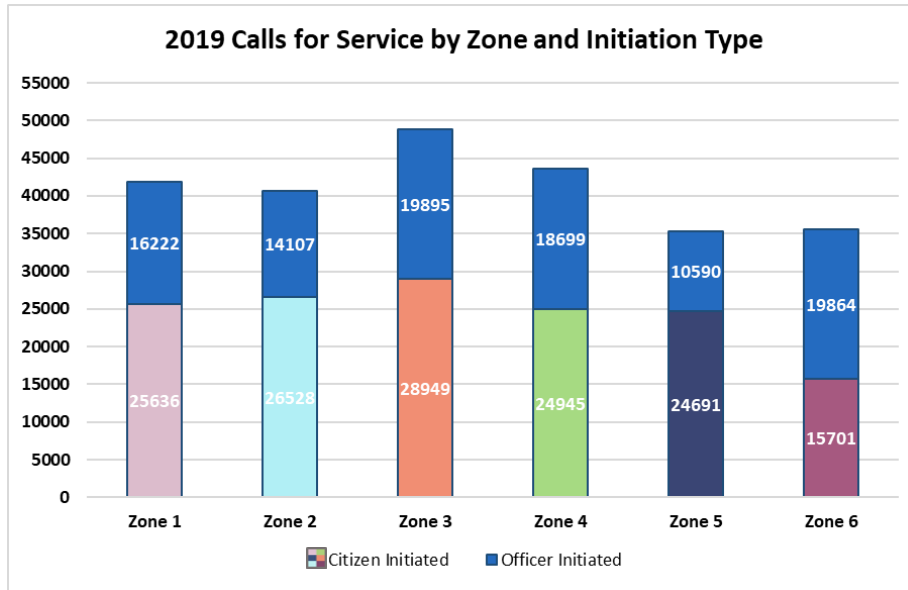
# OPERATIONS BRANCH ZONE SUMMARY

Annual Statistical Report

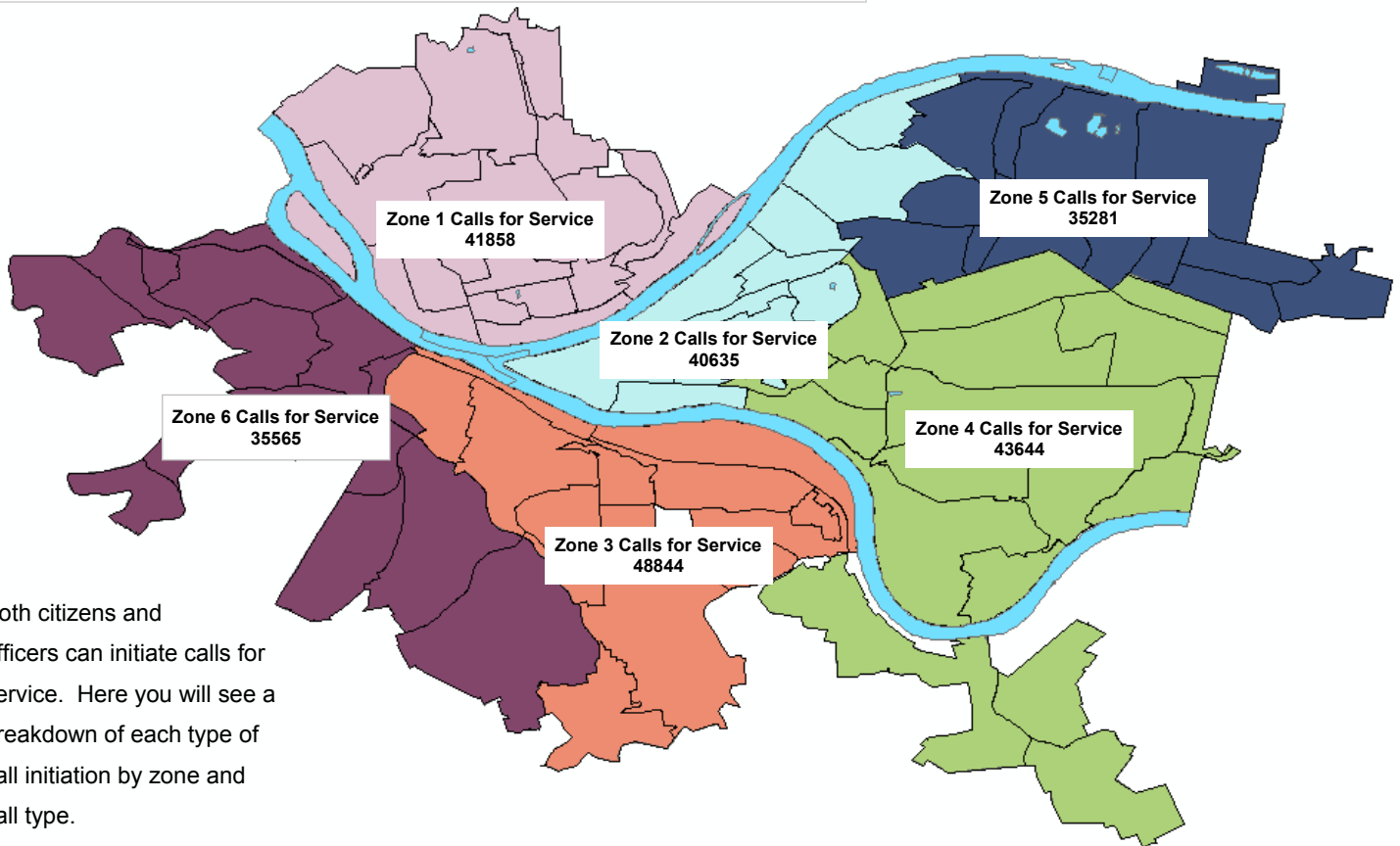
2019

Category	Zone 4	Zone 5	Zone 6
Commander	Commander Daniel Hermann	Commander Stephen Vinansky	Commander Cristyn Zett
Street Address	5858 Northumberland St.	1401 Washington Blvd.	312 S. Main St.
Phone Number	412-422-6520	412-665-3605	412-937-3051
Population Served	88,328	50,335	45,375
Communities Served	<i>Central Oakland Glen Hazel Greenfield Hays Hazelwood Lincoln Place New Homestead North Oakland Point Breeze Point Breeze North Regent Square Shadyside South Oakland Squirrel Hill North Squirrel Hill South Swisshelm Park West Oakland</i>	<i>Bloomfield East Hills East Liberty Friendship Garfield Highland Park Homewood North Homewood South Homewood West Larimer Lincoln-Lemington-Belmar Morningside Stanton Heights</i>	<i>Banksville Beechview Brookline Chartiers City Crafton Heights East Carnegie Elliott Esplen Fairywood Oakwood Ridgemont Sheraden West End Westwood Windgap</i>
Square Miles Covered	14.6	7.9	10.5
Sworn Personnel Assigned	91	103	76
Calls for Service	43,644	35,281	35,565
Park & Walks	2,907	1,486	4,531
Traffic Stops	5,514	2,474	2,339
Field Contacts	298	1,143	431
Part I Crimes	1,817	1,811	829
% Change in Part I Crime (from 2018)	-16%	-15%	-1%
Part II Crimes	2,093	2,728	1,712
Arrests	719	1,390	654

# CALLS FOR SERVICE



In 2019, 4,709 calls for service were recorded in the Pittsburgh Central Records & Reports Unit (CRRU), contributing to a grand total of **250,536** calls for service made by and to the Pittsburgh Bureau of Police.



Both citizens and officers can initiate calls for service. Here you will see a breakdown of each type of call initiation by zone and call type.

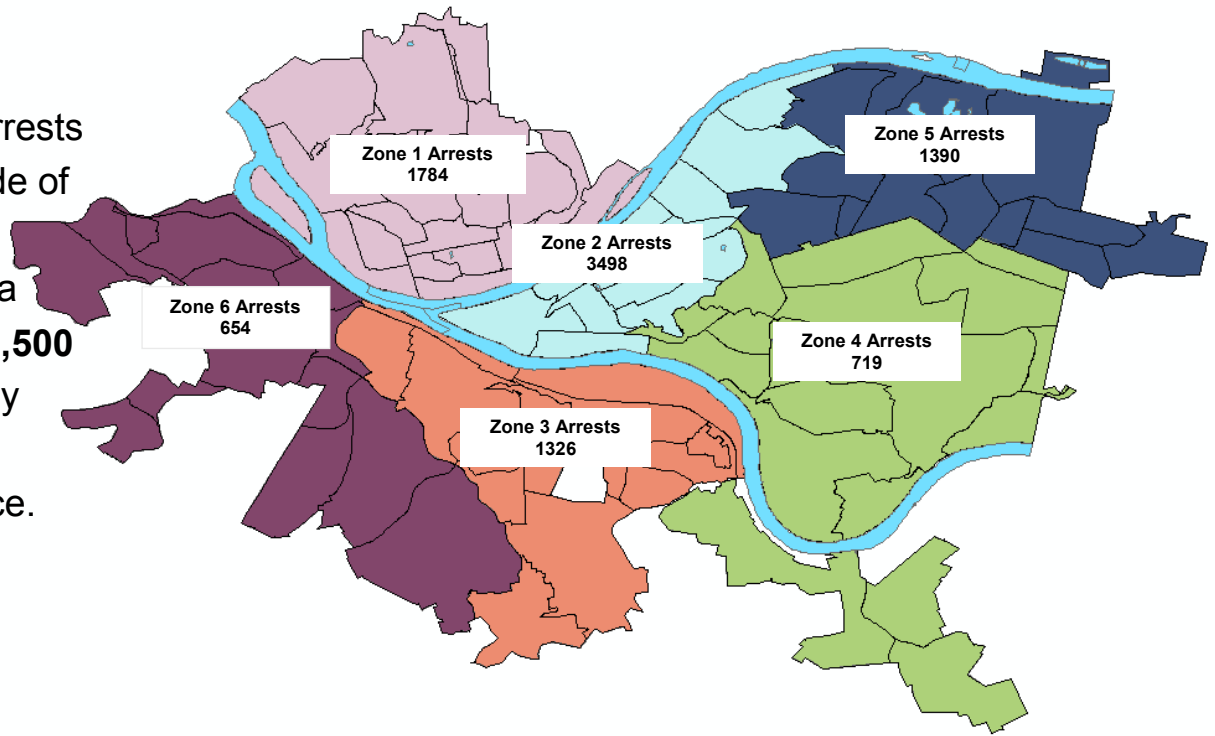
Zone	Zone 1	Zone 2	Zone 3	Zone 4	Zone 5	Zone 6	CRRU	Total CFS by Type
Officer Initiated Calls	16222	14107	19895	18699	10590	19864	0	99377
Citizen Initiated Calls	25636	26528	28949	24945	24691	15701	4709	151159
Total CFS by Zone	41858	40635	48844	43644	35281	35565	4709	250536

# ARRESTS

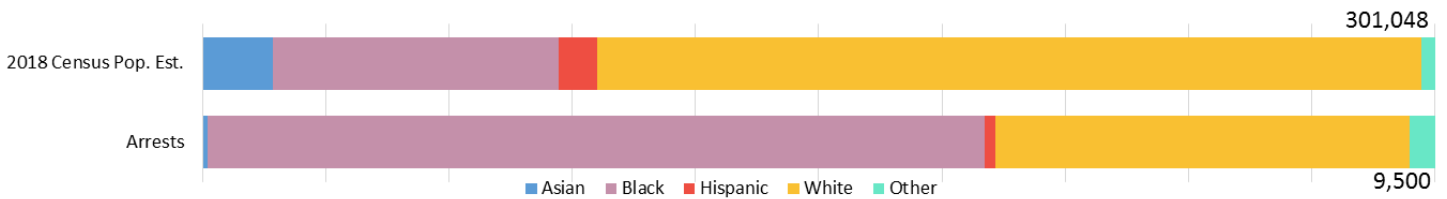
Annual Statistical Report

2019

In 2019, 129 arrests occurred outside of city limits, contributing to a grand total of **9,500** arrests made by the Pittsburgh Bureau of Police.



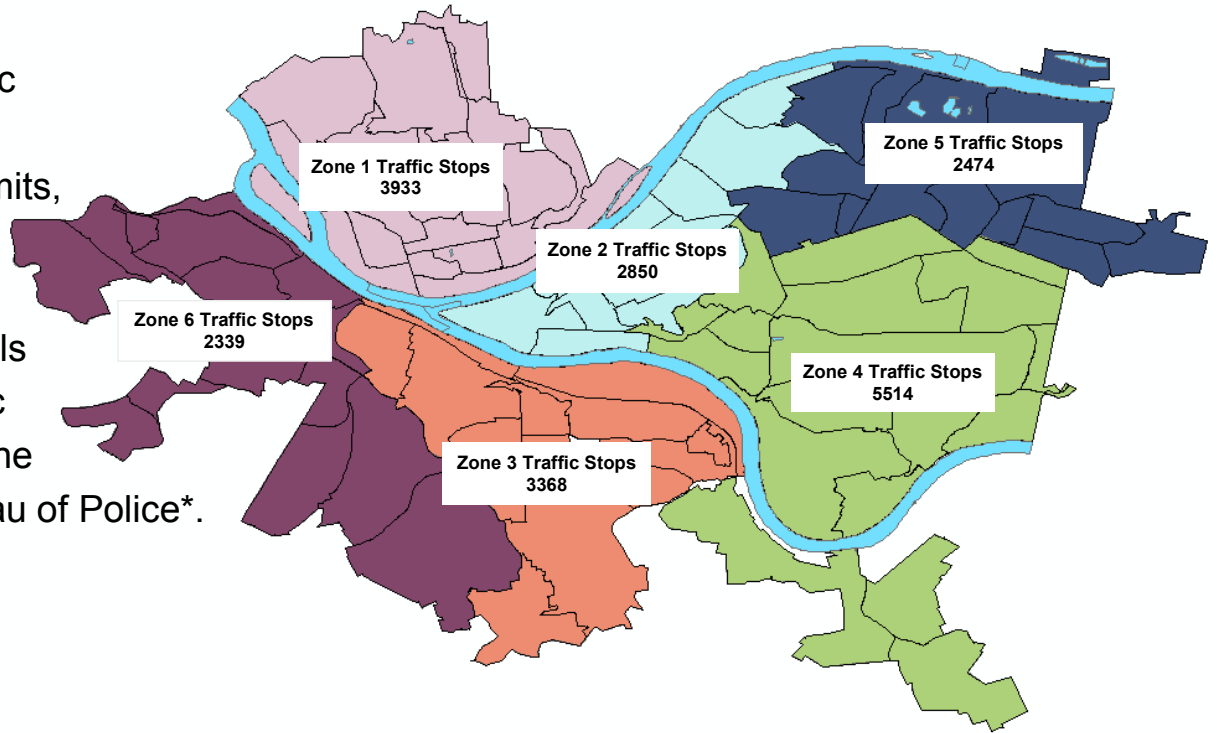
Estimated Population Demographics vs. 2019 Arrests Demographics



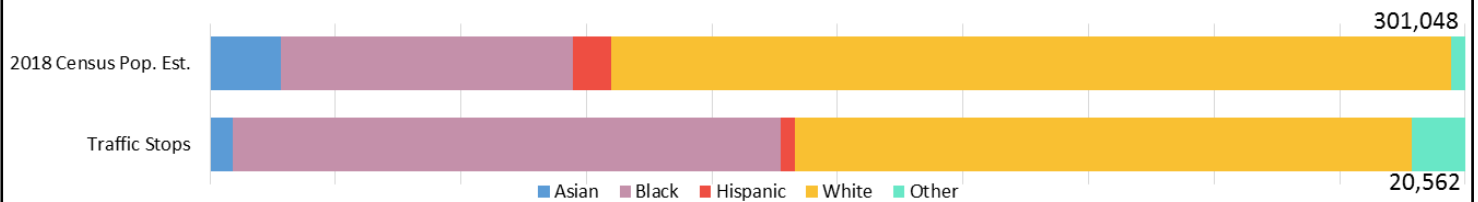
Age (in Years)	Asian		Black			Hispanic		White			Unknown			Other		Total Arrests by Age
	Female	Male	Female	Male	Unk	Female	Male	Female	Male	Unk	Female	Male	Unk	Female	Male	
≤ 10	0	0	1	0	1	0	0	0	0	0	0	0	0	0	0	2
11 to 18	0	1	156	351	1	1	4	22	45	0	5	2	0	10	16	614
19 to 29	5	11	560	1627	2	3	30	280	594	0	7	13	0	5	37	3174
30 to 39	3	7	352	1048	3	3	24	350	737	0	2	12	0	1	28	2570
40 to 49	1	7	180	535	0	0	10	170	442	1	3	6	0	2	14	1371
50 to 59	1	2	166	482	0	0	3	65	270	0	2	4	1	1	8	1005
60 to 69	0	0	35	257	0	0	2	15	90	0	0	2	0	0	3	404
≥ 70	0	0	8	35	0	0	0	2	18	0	1	0	0	0	0	64
Unknown	0	3	53	135	1	0	3	15	77	0	1	1	0	1	6	296
<b>Total Arrests by Gender and Race</b>	<b>10</b>	<b>31</b>	<b>1511</b>	<b>4470</b>	<b>8</b>	<b>7</b>	<b>76</b>	<b>919</b>	<b>2273</b>	<b>1</b>	<b>21</b>	<b>40</b>	<b>1</b>	<b>20</b>	<b>112</b>	<b>9500</b>

# TRAFFIC STOPS

In 2019, 84 traffic stops occurred outside of city limits, contributing to a grand total of **20,562** individuals involved in traffic stops made by the Pittsburgh Bureau of Police\*.



Estimated Population Demographics vs. 2019 Traffic Stop Demographics



\*To add demographic perspective to this analysis, these counts contain all individuals involved in traffic stops made by the Pittsburgh Bureau of Police. When these data are condensed to the incident-level, they represent a total of **11,718 traffic stop incidents** recorded by the City of Pittsburgh Bureau of Police in 2019.

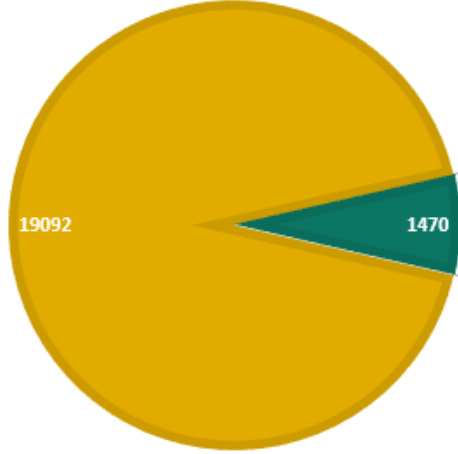
Race and Gender	Asian		Black		Hispanic		White		Unknown		Other		No Description	Total Traffic Stops
	Female	Male	Female	Male	Female	Male	Female	Male	Female	Male	Female	Male		
	123	261	3070	5894	37	204	3627	6477	59	149	114	525	-	20562
Total by Race	384		8965		241		10106		218		639		9	

# FRISK SEARCH

Annual Statistical Report

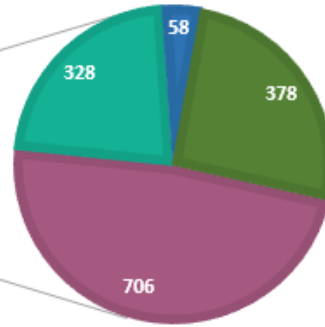
2019

Fraction of Stops Ending in Frisk

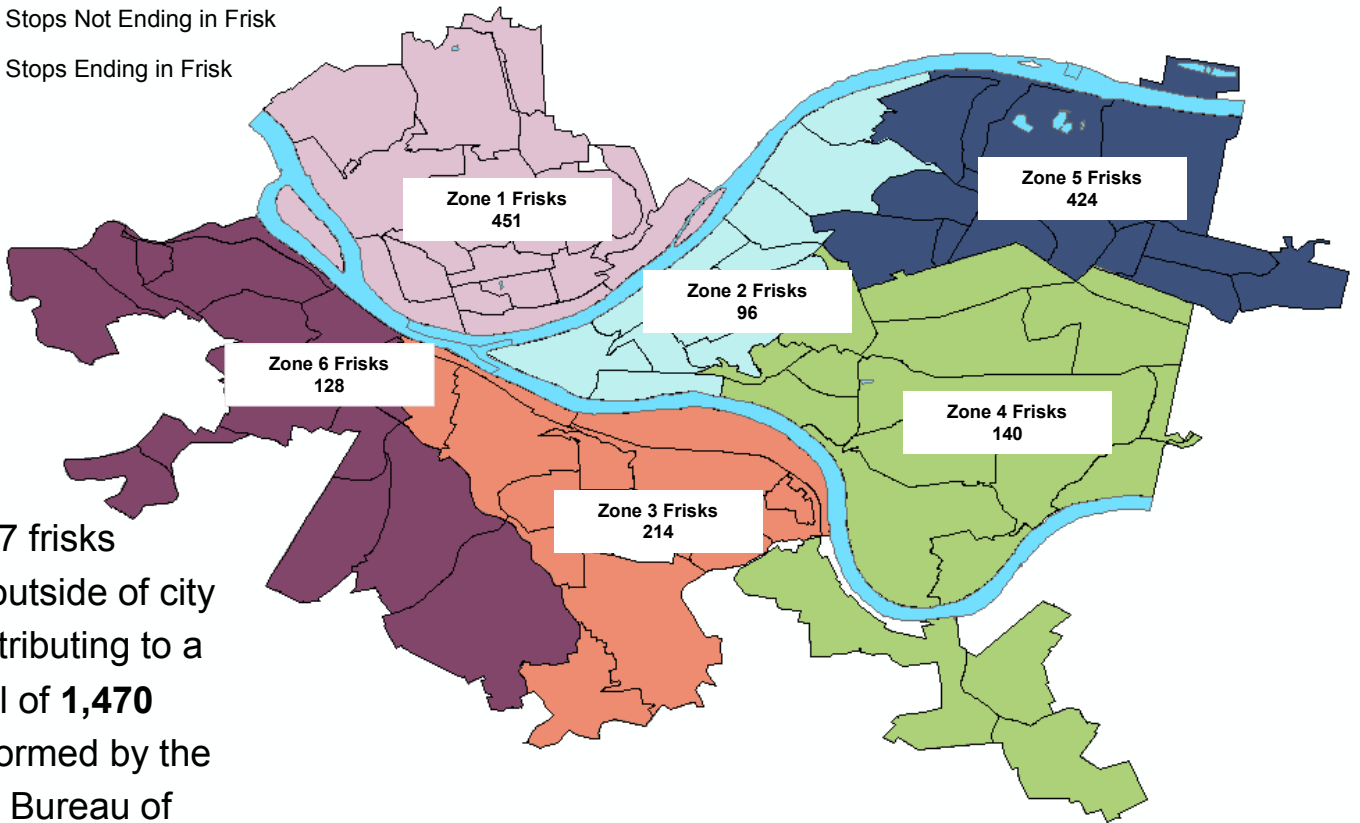


- Stops Not Ending in Frisk
- Stops Ending in Frisk

Result of Stops Ending in Frisk



- Arrested
- Cited
- Investigatory Stop Only
- Warned



In 2019, 17 frisks occurred outside of city limits, contributing to a grand total of **1,470** frisks performed by the Pittsburgh Bureau of Police.

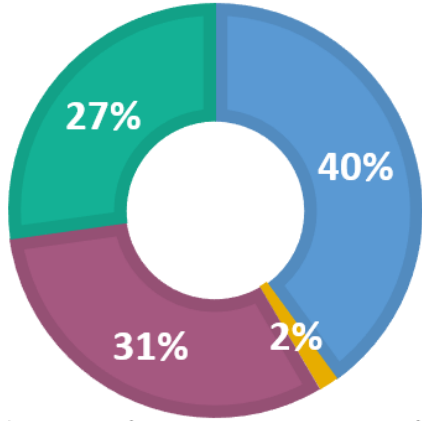
Race and Gender	Asian		Black		Hispanic		White		Unknown		Other		No Description	Total Frisks
	Female	Male	Female	Male	Female	Male	Female	Male	Female	Male	Female	Male	-	
	0	1	132	917	2	15	86	300	0	4	0	13	0	1470
Total by Race	1		1049		17		386		4		13		0	

# FIELD CONTACT / WARRANTLESS SEARCH AND SEIZURE

Annual Statistical Report

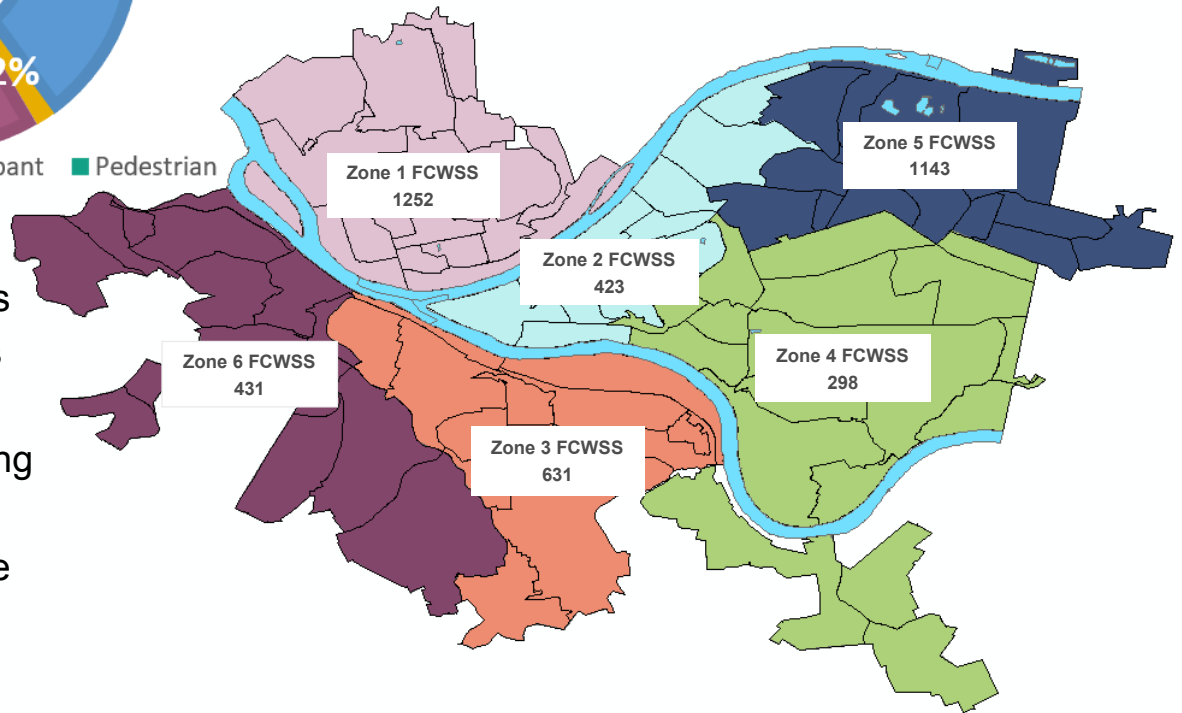
2019

## Description of Field Contact



In 2019, one (1) FCWSS incident required officers to perform a strip search. This incident occurred in the month of March, at 11:02 hours, when a white male field contact age 30-39 was suspected of having a weapon on his person. Male officers escorted the individual to the hospital to complete the search.

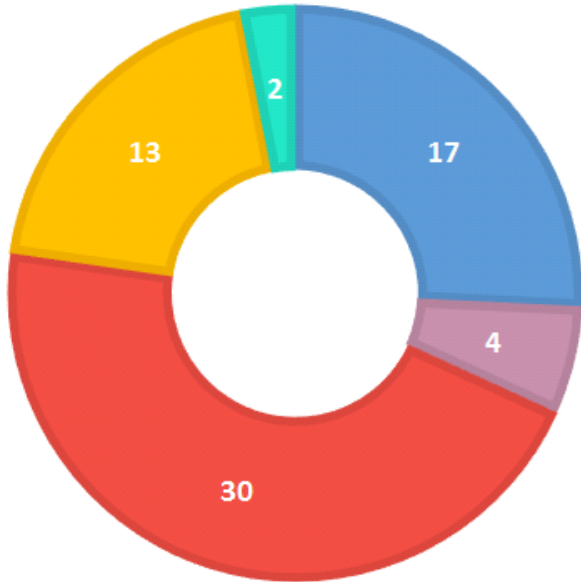
In 2019, 58 field contact / warrantless search and seizures occurred outside of city limits, contributing to a grand total of **4,236** FCWSS made by the Pittsburgh Bureau of Police.



Age	Asian		Black			Hispanic		White			Unknown		Other		No Description	Total FCWSS by Age
	Female	Male	Female	Male	Unk	Female	Male	Female	Male	Unk	Female	Male	Female	Male		
10 Years and Under	0	0	0	3	0	0	0	0	0	0	0	0	0	0	0	3
11 to 18 Years	0	0	50	277	0	1	2	24	35	0	0	1	0	4	0	394
19 to 29 Years	1	3	260	1144	3	0	20	132	253	0	3	4	4	9	3	1839
30 to 39 Years	0	2	114	425	0	1	4	127	280	0	1	0	3	2	0	959
40 to 49 Years	0	0	54	244	1	1	2	70	142	1	0	2	0	3	0	520
50 to 59 Years	0	2	61	164	0	1	2	18	80	0	0	0	0	1	0	329
60 to 69 Years	0	0	15	79	0	0	0	6	35	0	0	1	0	2	0	138
70 Years and Above	0	0	1	7	0	0	0	7	6	0	0	0	0	0	0	21
Unknown	0	0	3	18	0	0	1	5	3	0	0	0	0	0	3	33
<b>Total FCWSS by Race and Gender</b>	<b>8</b>		<b>2923</b>			<b>35</b>		<b>1224</b>			<b>12</b>		<b>28</b>		<b>6</b>	<b>4236</b>

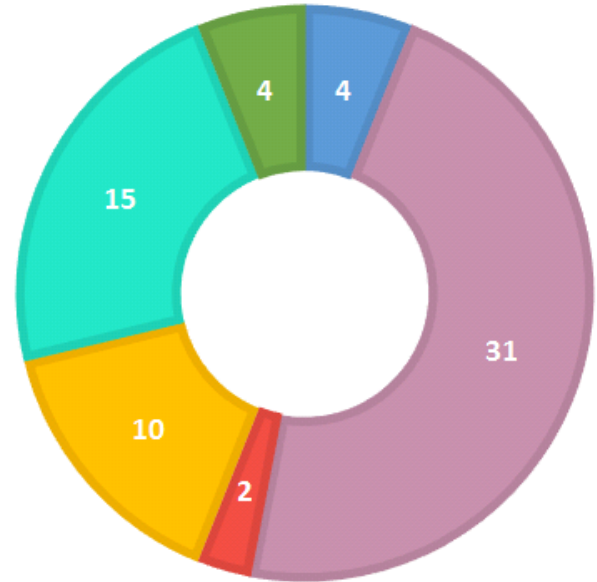
# POLICE PURSUITS

Reason Pursuit Initiated

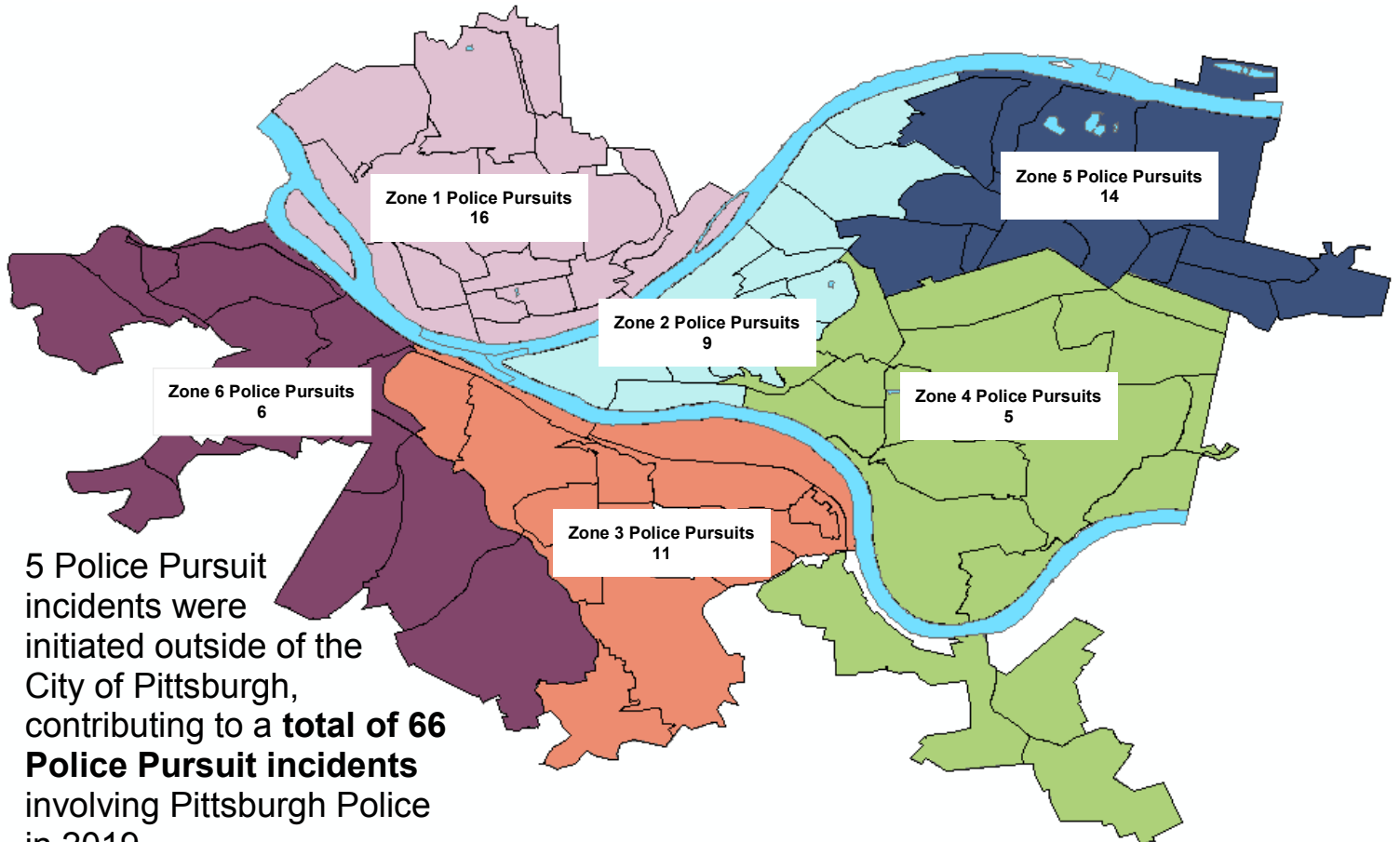


- FELONY CRIMINAL
- OTHER TRAFFIC
- SUMMARY CRIMINAL
- MISDEMEANOR CRIMINAL
- STOLEN OR SUSPECTED

Reason Pursuit Terminated



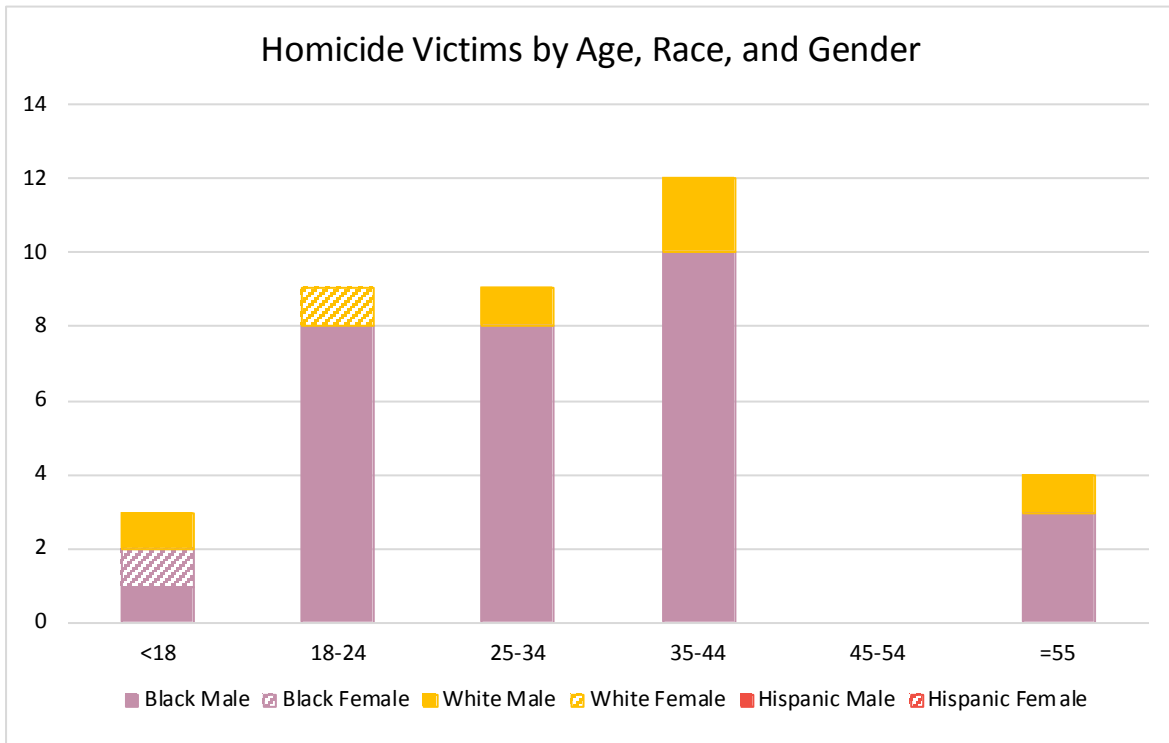
- ABANDONED
- INDUCED STOP
- STOPPED VOLUNTARILY
- DISCONTINUED
- STOPPED BY COLLISION
- VIOLATOR VEHICLE DISABLED



5 Police Pursuit incidents were initiated outside of the City of Pittsburgh, contributing to a **total of 66 Police Pursuit incidents** involving Pittsburgh Police in 2019.

# HOMICIDE ANALYSIS

In 2019, the City of Pittsburgh saw a total of **37** homicides. On this page you will see a demographic breakdown of homicide victims by age, race, and gender.



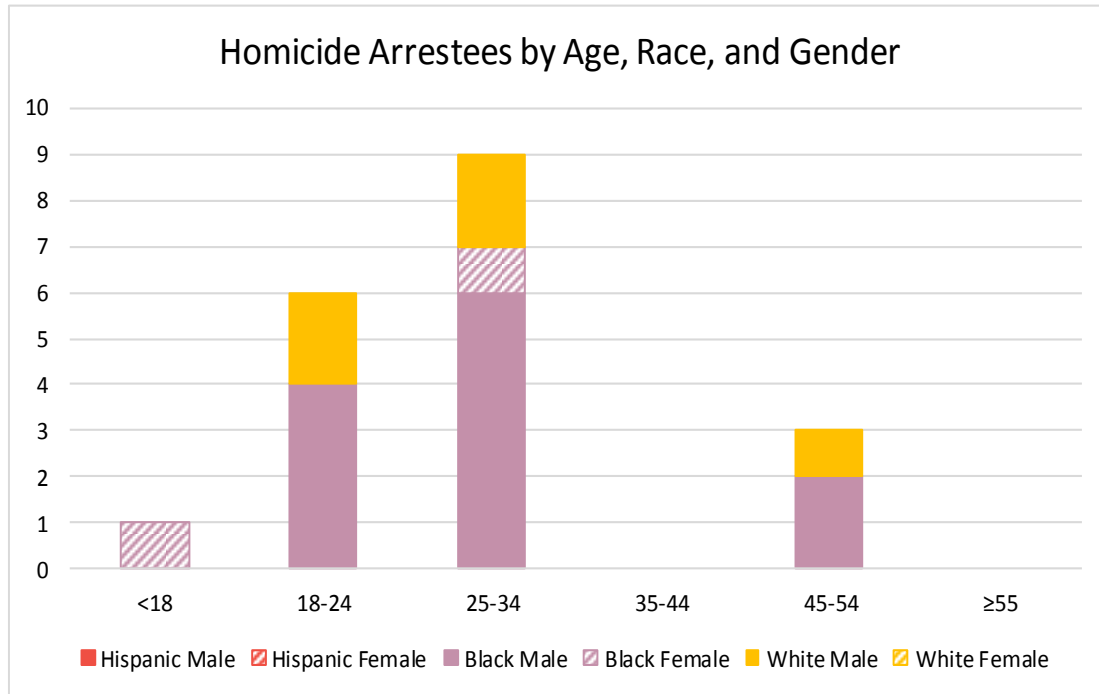
## 2019 Homicide Victims by Age Group and Race

Age Group/Race	Hispanic	Black	White	Total
<18	0	2	1	3
18-24	0	8	1	9
25-34	0	8	1	9
35-44	0	10	2	12
45-54	0	0	0	0
>55	0	3	1	4
<b>Total</b>	<b>0</b>	<b>31</b>	<b>6</b>	<b>37</b>



# HOMICIDE ANALYSIS

In 2019, the City of Pittsburgh saw a total of **37** homicides. On this page you will see a demographic breakdown of homicide arrestees by age, race, and gender.



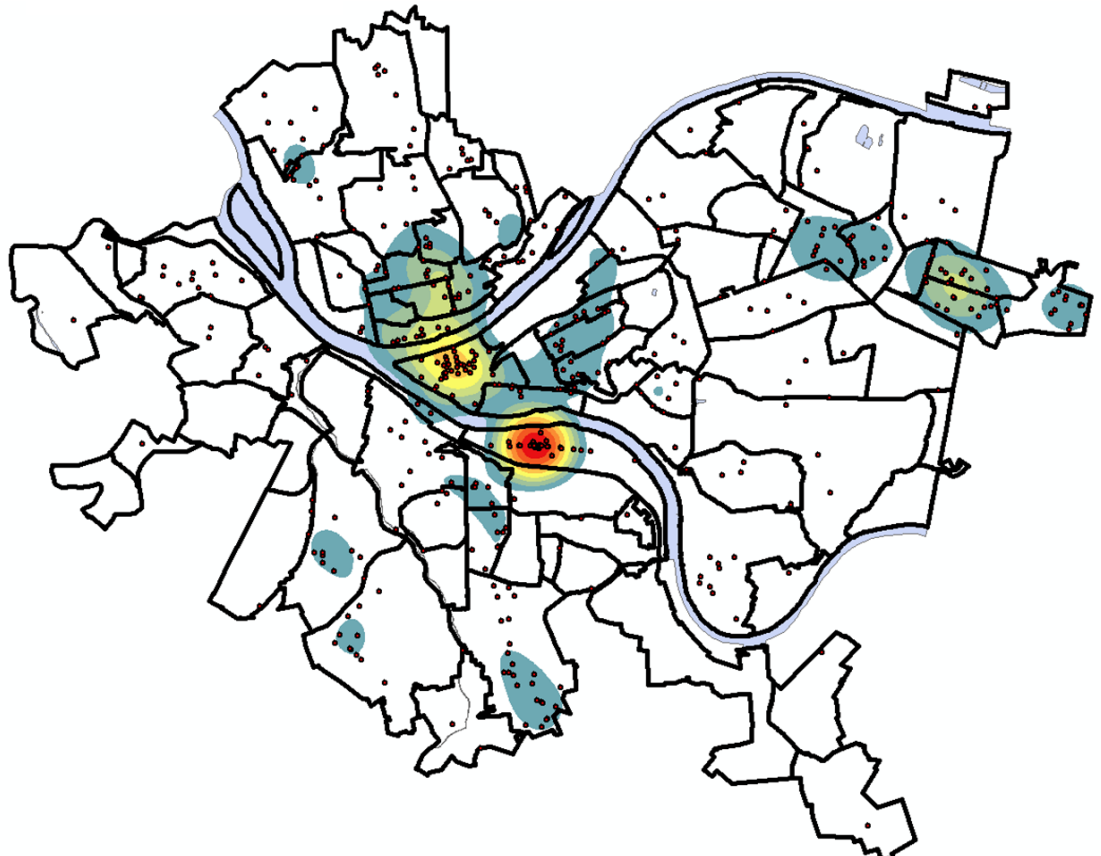
**2019 Homicides Arrestees by Age Group & Race**

Age Group/Race	Hispanic	Black	White	Total
<17	0	1	0	1
18-24	0	4	2	6
25-34	0	7	2	9
35-44	0	0	0	0
45-54	0	2	1	3
>55	0	0	0	0
<b>Total</b>	<b>0</b>	<b>14</b>	<b>5</b>	<b>19</b>

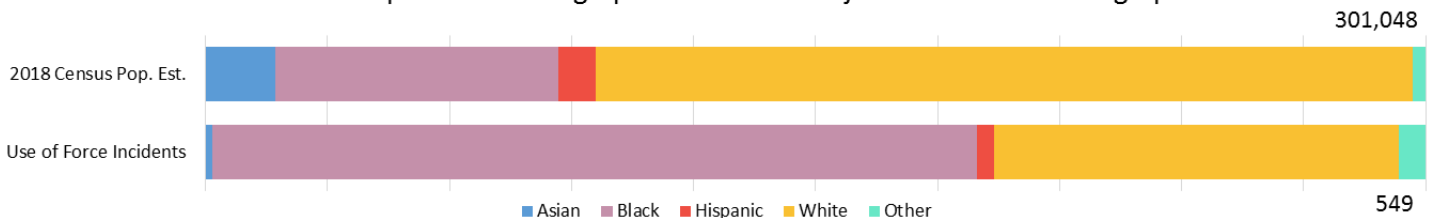
# SUBJECT RESISTANCE

In 2019, the City of Pittsburgh saw a total of 549 subject resistance incidents. There was one deadly force incident in 2019.

Use of Force Incidents by Zone	
Zone 1	123
Zone 2	97
Zone 3	135
Zone 4	51
Zone 5	89
Zone 6	51
Other	3



Estimated Population Demographics vs. 2019 Subject Resistance Demographics



2019 Types of Force Options Used (may be more than one used per incident)			
Officer Presence	1116	Impact Weapon	7
Verbal Commands	898	Police Canines	6
Forcible Handcuffing	646	Intentional Discharge of Weapon	4
Other (Explain in Narrative)	476	Neck Restraint (to retrieve narcotics)	3
Take-Down	407	Palm Strike	5
Taser	100	Elbow Strike	8
Punch	59	Road Spikes	3
Knee Strike	31	Neck Restraint	2
Maximal Restraint (cuff hands/feet)	31	Kick	4
OC Spray	25	<b>Grand Total</b>	<b>3831</b>

# CRIME BY NEIGHBORHOOD

Annual Statistical Report

2019

Crime statistics are not a 100% accurate reflection of the actual rate of crimes being committed, as they only represent **reported** crimes. Reporting varies greatly by crime type, with violent crime being reported far more frequently than property crime. Crimes are separated into two categories (Part I and Part II) within the Federal Uniform Crime Reporting (UCR) standards. In 2019, the City of Pittsburgh saw a total of 26,254 reported crimes. Here you will see a breakdown of total crimes by neighborhood.

Part I Offenses Known to Law Enforcement	Allegheny Center	Allegheny West	Allentown	Arlington	Arlington Heights
Murder	0	0	1	0	0
Rape	0	0	2	1	0
Robbery	12	2	14	3	1
Aggravated Assault	11	3	16	7	4
<b>Part 1 Violent Crime Total</b>	<b>23</b>	<b>5</b>	<b>33</b>	<b>11</b>	<b>5</b>
Burglary	4	1	20	10	2
Theft	50	27	66	35	2
Vehicle Theft	2	1	11	11	0
Arson	0	0	3	0	0
<b>Part 1 Property Crime Total</b>	<b>56</b>	<b>29</b>	<b>100</b>	<b>56</b>	<b>4</b>
<b>Part 1 Incident Total</b>	<b>79</b>	<b>34</b>	<b>133</b>	<b>67</b>	<b>9</b>

Part II Offenses Known to Law Enforcement	Allegheny Center	Allegheny West	Allentown	Arlington	Arlington Heights
Forgery	10	0	5	2	0
Simple Assault	36	5	60	26	19
Fraud	11	7	15	7	4
Embezzlement	0	0	0	0	0
Receiving Stolen Prop	2	0	3	0	0
Vandalism	16	5	38	21	5
Carry Weapon	3	0	6	0	3
Prostitution	2	1	2	0	0
Sex Offense	4	0	0	0	0
Drug Offense	41	4	22	6	7
Endangering Children	0	0	5	0	1
DUI	7	3	4	1	0
Liquor Laws	11	0	4	0	1
Public Drunkenness	9	2	8	0	1
Disorderly Conduct	12	2	12	4	1
Other	53	6	40	13	4
<b>Part II Incident Total</b>	<b>217</b>	<b>35</b>	<b>224</b>	<b>80</b>	<b>46</b>
<b>Grand Total</b>	<b>296</b>	<b>69</b>	<b>357</b>	<b>147</b>	<b>55</b>

# CRIME BY NEIGHBORHOOD

Annual Statistical Report

2019

Crime statistics are not a 100% accurate reflection of the actual rate of crimes being committed, as they only represent **reported** crimes. Reporting varies greatly by crime type, with violent crime being reported far more frequently than property crime. Crimes are separated into two categories (Part I and Part II) within the Federal Uniform Crime Reporting (UCR) standards. In 2019, the City of Pittsburgh saw a total of 26,254 reported crimes. Here you will see a breakdown of total crimes by neighborhood.

Part I Offenses Known to Law Enforcement	Banksville	Bedford Dwellings	Beechview	Beltzhoover	Bloomfield
Murder	0	2	0	0	0
Rape	0	4	3	0	1
Robbery	2	6	5	6	17
Aggravated Assault	1	14	11	4	17
<b>Part 1 Violent Crime Total</b>	<b>3</b>	<b>26</b>	<b>19</b>	<b>10</b>	<b>35</b>
Burglary	2	6	17	14	31
Theft	33	34	112	27	186
Vehicle Theft	2	3	11	4	17
Arson	0	0	0	1	1
<b>Part 1 Property Crime Total</b>	<b>37</b>	<b>43</b>	<b>140</b>	<b>46</b>	<b>235</b>
<b>Part 1 Incident Total</b>	<b>40</b>	<b>69</b>	<b>159</b>	<b>56</b>	<b>270</b>

Part II Offenses Known to Law Enforcement	Banksville	Bedford Dwellings	Beechview	Beltzhoover	Bloomfield
Forgery	1	0	5	3	6
Simple Assault	15	69	81	31	66
Fraud	12	6	29	5	38
Embezzlement	0	0	2	0	4
Receiving Stolen Prop	0	1	0	3	1
Vandalism	12	22	45	21	94
Carry Weapon	0	4	11	4	1
Prostitution	0	0	1	0	0
Sex Offense	2	1	6	4	2
Drug Offense	3	9	33	10	14
Endangering Children	0	2	3	0	1
DUI	4	0	9	4	7
Liquor Laws	0	0	0	0	3
Public Drunkenness	5	1	7	2	8
Disorderly Conduct	4	7	10	7	16
Other	12	40	52	19	33
<b>Part II Incident Total</b>	<b>70</b>	<b>162</b>	<b>294</b>	<b>113</b>	<b>294</b>
<b>Grand Total</b>	<b>110</b>	<b>231</b>	<b>453</b>	<b>169</b>	<b>564</b>

# CRIME BY NEIGHBORHOOD

Annual Statistical Report

2019

Crime statistics are not a 100% accurate reflection of the actual rate of crimes being committed, as they only represent **reported** crimes. Reporting varies greatly by crime type, with violent crime being reported far more frequently than property crime. Crimes are separated into two categories (Part I and Part II) within the Federal Uniform Crime Reporting (UCR) standards. In 2019, the City of Pittsburgh saw a total of 26,254 reported crimes. Here you will see a breakdown of total crimes by neighborhood.

Part I Offenses Known to Law Enforcement	Bluff	Bon Air	Brighton Heights	Brookline	California-Kirkbride
Murder	0	0	1	0	1
Rape	3	0	2	2	0
Robbery	13	0	9	13	3
Aggravated Assault	15	1	15	25	0
<b>Part 1 Violent Crime Total</b>	<b>31</b>	<b>1</b>	<b>27</b>	<b>40</b>	<b>4</b>
Burglary	15	2	29	38	5
Theft	42	16	92	118	22
Vehicle Theft	10	1	10	13	2
Arson	2	0	0	5	0
<b>Part 1 Property Crime Total</b>	<b>69</b>	<b>19</b>	<b>131</b>	<b>174</b>	<b>29</b>
<b>Part 1 Incident Total</b>	<b>100</b>	<b>20</b>	<b>158</b>	<b>214</b>	<b>33</b>

Part II Offenses Known to Law Enforcement	Bluff	Bon Air	Brighton Heights	Brookline	California-Kirkbride
Forgery	5	1	2	7	2
Simple Assault	41	10	67	114	30
Fraud	14	6	35	50	8
Embezzlement	0	0	0	4	0
Receiving Stolen Prop	2	2	3	1	0
Vandalism	14	4	38	54	15
Carry Weapon	4	1	12	3	2
Prostitution	6	0	0	1	0
Sex Offense	6	0	1	7	1
Drug Offense	43	9	33	24	5
Endangering Children	1	0	4	2	1
DUI	12	6	10	18	1
Liquor Laws	3	0	1	0	0
Public Drunkenness	13	1	3	10	1
Disorderly Conduct	15	2	22	32	5
Other	75	6	33	60	16
<b>Part II Incident Total</b>	<b>254</b>	<b>48</b>	<b>264</b>	<b>387</b>	<b>87</b>
<b>Grand Total</b>	<b>354</b>	<b>68</b>	<b>422</b>	<b>601</b>	<b>120</b>

# CRIME BY NEIGHBORHOOD

Annual Statistical Report

2019

Crime statistics are not a 100% accurate reflection of the actual rate of crimes being committed, as they only represent **reported** crimes. Reporting varies greatly by crime type, with violent crime being reported far more frequently than property crime. Crimes are separated into two categories (Part I and Part II) within the Federal Uniform Crime Reporting (UCR) standards. In 2019, the City of Pittsburgh saw a total of 26,254 reported crimes. Here you will see a breakdown of total crimes by neighborhood.

Part I Offenses Known to Law Enforcement	Carrick	Central Business District	Central Lawrenceville	Central Northside	Central Oakland
Murder	0	2	0	0	0
Rape	1	9	1	2	1
Robbery	39	74	3	15	10
Aggravated Assault	35	47	4	10	4
<b>Part 1 Violent Crime Total</b>	<b>75</b>	<b>132</b>	<b>8</b>	<b>27</b>	<b>15</b>
Burglary	46	38	14	11	36
Theft	214	602	75	128	124
Vehicle Theft	31	20	2	14	2
Arson	1	2	1	1	0
<b>Part 1 Property Crime Total</b>	<b>292</b>	<b>662</b>	<b>92</b>	<b>154</b>	<b>162</b>
<b>Part 1 Incident Total</b>	<b>367</b>	<b>794</b>	<b>100</b>	<b>181</b>	<b>177</b>

Part II Offenses Known to Law Enforcement	Carrick	Central Business District	Central Lawrenceville	Central Northside	Central Oakland
Forgery	15	29	3	4	8
Simple Assault	159	347	44	27	25
Fraud	42	113	19	14	23
Embezzlement	1	1	0	0	0
Receiving Stolen Prop	7	1	0	0	0
Vandalism	100	97	32	26	37
Carry Weapon	6	9	2	5	2
Prostitution	8	43	8	0	1
Sex Offense	3	23	2	1	1
Drug Offense	55	67	7	48	4
Endangering Children	4	6	1	0	0
DUI	24	13	5	9	3
Liquor Laws	2	40	0	4	44
Public Drunkenness	11	137	6	5	16
Disorderly Conduct	34	83	7	9	17
Other	83	193	8	32	19
<b>Part II Incident Total</b>	<b>554</b>	<b>1202</b>	<b>144</b>	<b>184</b>	<b>200</b>
<b>Grand Total</b>	<b>921</b>	<b>1996</b>	<b>244</b>	<b>365</b>	<b>377</b>

# CRIME BY NEIGHBORHOOD

Annual Statistical Report

2019

Crime statistics are not a 100% accurate reflection of the actual rate of crimes being committed, as they only represent **reported** crimes. Reporting varies greatly by crime type, with violent crime being reported far more frequently than property crime. Crimes are separated into two categories (Part I and Part II) within the Federal Uniform Crime Reporting (UCR) standards. In 2019, the City of Pittsburgh saw a total of 26,254 reported crimes. Here you will see a breakdown of total crimes by neighborhood.

Part I Offenses Known to Law Enforcement	Chartiers City	Chateau	Crafton Heights	Crawford-Roberts	Duquesne Heights
Murder	0	0	0	0	2
Rape	0	0	0	0	0
Robbery	0	5	8	8	2
Aggravated Assault	0	2	4	13	0
<b>Part 1 Violent Crime Total</b>	<b>0</b>	<b>7</b>	<b>12</b>	<b>21</b>	<b>4</b>
Burglary	0	2	11	17	6
Theft	5	19	31	36	19
Vehicle Theft	0	1	5	13	2
Arson	1	0	1	0	0
<b>Part 1 Property Crime Total</b>	<b>6</b>	<b>22</b>	<b>48</b>	<b>66</b>	<b>27</b>
<b>Part 1 Incident Total</b>	<b>6</b>	<b>29</b>	<b>60</b>	<b>87</b>	<b>31</b>

Part II Offenses Known to Law Enforcement	Chartiers City	Chateau	Crafton Heights	Crawford-Roberts	Duquesne Heights
Forgery	0	1	1	2	1
Simple Assault	4	27	54	57	8
Fraud	1	8	12	16	8
Embezzlement	0	1	0	1	0
Receiving Stolen Prop	0	1	0	1	0
Vandalism	0	8	25	28	4
Carry Weapon	3	0	13	1	0
Prostitution	0	0	1	0	0
Sex Offense	0	8	4	2	1
Drug Offense	0	12	12	12	5
Endangering Children	1	1	3	2	2
DUI	1	22	5	2	9
Liquor Laws	0	0	0	0	0
Public Drunkenness	0	3	2	5	0
Disorderly Conduct	0	4	6	7	1
Other	6	19	22	38	12
<b>Part II Incident Total</b>	<b>16</b>	<b>115</b>	<b>160</b>	<b>174</b>	<b>51</b>
<b>Grand Total</b>	<b>22</b>	<b>144</b>	<b>220</b>	<b>261</b>	<b>82</b>

# CRIME BY NEIGHBORHOOD

Annual Statistical Report

2019

Crime statistics are not a 100% accurate reflection of the actual rate of crimes being committed, as they only represent **reported** crimes. Reporting varies greatly by crime type, with violent crime being reported far more frequently than property crime. Crimes are separated into two categories (Part I and Part II) within the Federal Uniform Crime Reporting (UCR) standards. In 2019, the City of Pittsburgh saw a total of 26,254 reported crimes. Here you will see a breakdown of total crimes by neighborhood.

Part I Offenses Known to Law Enforcement	East Allegheny	East Carnegie	East Hills	East Liberty	Elliott
Murder	0	0	1	1	0
Rape	0	0	1	3	0
Robbery	7	0	15	23	2
Aggravated Assault	5	1	26	22	6
<b>Part 1 Violent Crime Total</b>	<b>12</b>	<b>1</b>	<b>43</b>	<b>49</b>	<b>8</b>
Burglary	22	0	20	22	6
Theft	148	3	54	271	16
Vehicle Theft	9	1	14	15	2
Arson	0	0	3	2	4
<b>Part 1 Property Crime Total</b>	<b>179</b>	<b>4</b>	<b>91</b>	<b>310</b>	<b>28</b>
<b>Part 1 Incident Total</b>	<b>191</b>	<b>5</b>	<b>134</b>	<b>359</b>	<b>36</b>

Part II Offenses Known to Law Enforcement	East Allegheny	East Carnegie	East Hills	East Liberty	Elliott
Forgery	12	0	2	9	2
Simple Assault	41	2	67	100	51
Fraud	19	1	15	38	8
Embezzlement	0	0	0	2	0
Receiving Stolen Prop	8	0	3	4	4
Vandalism	40	4	29	63	26
Carry Weapon	5	2	8	6	12
Prostitution	52	0	0	0	0
Sex Offense	5	0	6	4	1
Drug Offense	54	1	24	38	13
Endangering Children	0	1	3	2	4
DUI	16	1	3	9	6
Liquor Laws	6	0	1	0	1
Public Drunkenness	12	0	0	7	0
Disorderly Conduct	47	1	14	25	8
Other	87	4	36	57	25
<b>Part II Incident Total</b>	<b>404</b>	<b>17</b>	<b>211</b>	<b>364</b>	<b>161</b>
<b>Grand Total</b>	<b>595</b>	<b>22</b>	<b>345</b>	<b>723</b>	<b>197</b>



# CRIME BY NEIGHBORHOOD

Annual Statistical Report

2019

Crime statistics are not a 100% accurate reflection of the actual rate of crimes being committed, as they only represent **reported** crimes. Reporting varies greatly by crime type, with violent crime being reported far more frequently than property crime. Crimes are separated into two categories (Part I and Part II) within the Federal Uniform Crime Reporting (UCR) standards. In 2019, the City of Pittsburgh saw a total of 26,254 reported crimes. Here you will see a breakdown of total crimes by neighborhood.

Part I Offenses Known To Law Enforcement	Esplen	Fairywood	Fineview	Friendship	Garfield
Murder	0	0	0	0	2
Rape	0	1	0	0	1
Robbery	4	1	5	1	6
Aggravated Assault	0	2	9	1	11
<b>Part 1 Violent Crime Total</b>	<b>4</b>	<b>4</b>	<b>14</b>	<b>2</b>	<b>20</b>
Burglary	3	5	9	10	16
Theft	8	10	33	34	47
Vehicle Theft	0	0	2	7	11
Arson	1	0	0	0	3
<b>Part 1 Property Crime Total</b>	<b>12</b>	<b>15</b>	<b>44</b>	<b>51</b>	<b>77</b>
<b>Part 1 Incident Total</b>	<b>16</b>	<b>19</b>	<b>58</b>	<b>53</b>	<b>97</b>

Part II Offenses Known to Law Enforcement	Esplen	Fairywood	Fineview	Friendship	Garfield
Forgery	1	2	7	0	3
Simple Assault	4	9	40	9	46
Fraud	3	7	5	8	20
Embezzlement	0	0	0	0	0
Receiving Stolen Prop	0	0	2	0	0
Vandalism	5	8	12	9	90
Carry Weapon	10	4	7	0	6
Prostitution	0	0	0	1	0
Sex Offense	1	0	1	0	1
Drug Offense	11	2	45	0	14
Endangering Children	0	2	1	0	1
DUI	1	0	0	1	2
Liquor Laws	0	0	0	0	0
Public Drunkenness	0	0	1	1	1
Disorderly Conduct	3	1	1	4	8
Other	15	9	29	3	25
<b>Part II Incident Total</b>	<b>54</b>	<b>44</b>	<b>151</b>	<b>36</b>	<b>217</b>
<b>Grand Total</b>	<b>70</b>	<b>63</b>	<b>209</b>	<b>89</b>	<b>314</b>

# CRIME BY NEIGHBORHOOD

Annual Statistical Report

2019

Crime statistics are not a 100% accurate reflection of the actual rate of crimes being committed, as they only represent **reported** crimes. Reporting varies greatly by crime type, with violent crime being reported far more frequently than property crime. Crimes are separated into two categories (Part I and Part II) within the Federal Uniform Crime Reporting (UCR) standards. In 2019, the City of Pittsburgh saw a total of 26,254 reported crimes. Here you will see a breakdown of total crimes by neighborhood.

Part I Offenses Known To Law Enforcement	Glen Hazel	Greenfield	Hays	Hazelwood	Highland Park
Murder	0	1	0	1	0
Rape	0	0	0	0	1
Robbery	1	7	0	11	4
Aggravated Assault	1	10	1	12	4
<b>Part 1 Violent Crime Total</b>	<b>2</b>	<b>18</b>	<b>1</b>	<b>24</b>	<b>9</b>
Burglary	11	20	2	26	19
Theft	13	49	3	66	94
Vehicle Theft	1	6	2	9	19
Arson	0	3	0	2	0
<b>Part 1 Property Crime Total</b>	<b>25</b>	<b>78</b>	<b>7</b>	<b>103</b>	<b>132</b>
<b>Part 1 Incident Total</b>	<b>27</b>	<b>96</b>	<b>8</b>	<b>127</b>	<b>141</b>

Part II Offenses Known to Law Enforcement	Glen Hazel	Greenfield	Hays	Hazelwood	Highland Park
Forgery	1	4	0	9	0
Simple Assault	13	46	6	65	19
Fraud	5	26	1	30	21
Embezzlement	0	2	0	0	0
Receiving Stolen Prop	0	0	0	7	1
Vandalism	3	32	0	58	20
Carry Weapon	0	0	0	22	2
Prostitution	0	0	0	1	0
Sex Offense	1	3	1	6	1
Drug Offense	2	7	1	36	16
Endangering Children	0	2	0	5	1
DUI	0	3	4	5	6
Liquor Laws	0	1	0	3	0
Public Drunkenness	0	8	2	3	0
Disorderly Conduct	1	20	2	16	17
Other	8	26	2	65	22
<b>Part II Incident Total</b>	<b>34</b>	<b>180</b>	<b>19</b>	<b>331</b>	<b>126</b>
<b>Grand Total</b>	<b>61</b>	<b>276</b>	<b>27</b>	<b>458</b>	<b>267</b>

# CRIME BY NEIGHBORHOOD

Annual Statistical Report

2019

Crime statistics are not a 100% accurate reflection of the actual rate of crimes being committed, as they only represent **reported** crimes. Reporting varies greatly by crime type, with violent crime being reported far more frequently than property crime. Crimes are separated into two categories (Part I and Part II) within the Federal Uniform Crime Reporting (UCR) standards. In 2019, the City of Pittsburgh saw a total of 26,254 reported crimes. Here you will see a breakdown of total crimes by neighborhood.

Part I Offenses Known to Law Enforcement	Homewood North	Homewood South	Homewood West	Knoxville	Larimer
Murder	3	4	0	0	2
Rape	2	1	1	6	0
Robbery	23	12	4	21	2
Aggravated Assault	31	19	7	24	15
<b>Part 1 Violent Crime Total</b>	<b>59</b>	<b>36</b>	<b>12</b>	<b>51</b>	<b>19</b>
Burglary	28	25	4	32	10
Theft	64	67	25	59	41
Vehicle Theft	28	15	5	14	8
Arson	9	8	1	2	2
<b>Part 1 Property Crime Total</b>	<b>129</b>	<b>115</b>	<b>35</b>	<b>107</b>	<b>61</b>
<b>Part 1 Incident Total</b>	<b>188</b>	<b>151</b>	<b>47</b>	<b>158</b>	<b>80</b>

Part II Offenses Known to Law Enforcement	Homewood North	Homewood South	Homewood West	Knoxville	Larimer
Forgery	7	19	2	10	2
Simple Assault	104	77	42	78	46
Fraud	13	15	2	21	9
Embezzlement	0	0	0	0	0
Receiving Stolen Prop	16	9	0	10	5
Vandalism	59	53	14	68	20
Carry Weapon	21	18	4	7	14
Prostitution	3	2	0	3	0
Sex Offense	5	4	1	3	3
Drug Offense	81	105	32	28	31
Endangering Children	5	3	1	3	0
DUI	6	6	2	4	4
Liquor Laws	7	4	0	1	0
Public Drunkenness	2	5	0	4	3
Disorderly Conduct	12	8	1	17	6
Other	59	75	19	46	22
<b>Part II Incident Total</b>	<b>400</b>	<b>403</b>	<b>120</b>	<b>303</b>	<b>165</b>
<b>Grand Total</b>	<b>588</b>	<b>554</b>	<b>167</b>	<b>461</b>	<b>245</b>

# CRIME BY NEIGHBORHOOD

Annual Statistical Report

2019

Crime statistics are not a 100% accurate reflection of the actual rate of crimes being committed, as they only represent **reported** crimes. Reporting varies greatly by crime type, with violent crime being reported far more frequently than property crime. Crimes are separated into two categories (Part I and Part II) within the Federal Uniform Crime Reporting (UCR) standards. In 2019, the City of Pittsburgh saw a total of 26,254 reported crimes. Here you will see a breakdown of total crimes by neighborhood.

Part I Offenses Known to Law Enforcement	Lincoln-Lemington-Belmar	Lincoln Place	Lower Lawrenceville	Manchester	Marshall-Shadeland
Murder	0	0	0	0	0
Rape	1	0	1	0	2
Robbery	9	1	0	5	18
Aggravated Assault	18	2	2	5	21
<b>Part 1 Violent Crime Total</b>	<b>28</b>	<b>3</b>	<b>3</b>	<b>10</b>	<b>41</b>
Burglary	16	2	7	9	34
Theft	133	29	42	33	91
Vehicle Theft	11	3	7	4	15
Arson	4	1	0	0	3
<b>Part 1 Property Crime Total</b>	<b>164</b>	<b>35</b>	<b>56</b>	<b>46</b>	<b>143</b>
<b>Part 1 Incident Total</b>	<b>192</b>	<b>38</b>	<b>59</b>	<b>56</b>	<b>184</b>

Part II Offenses Known to Law Enforcement	Lincoln-Lemington-Belmar	Lincoln Place	Lower Lawrenceville	Manchester	Marshall-Shadeland
Forgery	19	1	4	0	4
Simple Assault	67	18	19	30	92
Fraud	25	9	6	3	15
Embezzlement	1	0	1	0	1
Receiving Stolen Prop	3	0	0	0	9
Vandalism	34	7	19	23	51
Carry Weapon	8	0	2	2	14
Prostitution	0	0	0	0	0
Sex Offense	4	0	1	2	4
Drug Offense	34	3	3	17	39
Endangering Children	3	0	0	1	3
DUI	5	1	6	4	5
Liquor Laws	1	0	0	0	0
Public Drunkenness	0	3	1	0	3
Disorderly Conduct	15	7	6	7	9
Other	37	19	12	18	36
<b>Part II Incident Total</b>	<b>256</b>	<b>68</b>	<b>80</b>	<b>107</b>	<b>285</b>
<b>Grand Total</b>	<b>448</b>	<b>106</b>	<b>139</b>	<b>163</b>	<b>469</b>

# CRIME BY NEIGHBORHOOD

Annual Statistical Report

2019

Crime statistics are not a 100% accurate reflection of the actual rate of crimes being committed, as they only represent **reported** crimes. Reporting varies greatly by crime type, with violent crime being reported far more frequently than property crime. Crimes are separated into two categories (Part I and Part II) within the Federal Uniform Crime Reporting (UCR) standards. In 2019, the City of Pittsburgh saw a total of 26,254 reported crimes. Here you will see a breakdown of total crimes by neighborhood.

Part I Offenses Known to Law Enforcement	Middle Hill	Morningside	Mount Oliver	Mount Washington	New Homestead
Murder	2	0	0	0	0
Rape	0	0	0	3	0
Robbery	9	1	2	13	0
Aggravated Assault	15	2	3	17	0
<b>Part 1 Violent Crime Total</b>	<b>26</b>	<b>3</b>	<b>5</b>	<b>33</b>	<b>0</b>
Burglary	19	7	5	44	0
Theft	57	36	9	150	1
Vehicle Theft	10	7	3	23	0
Arson	2	1	0	1	0
<b>Part 1 Property Crime Total</b>	<b>88</b>	<b>51</b>	<b>17</b>	<b>218</b>	<b>1</b>
<b>Part 1 Incident Total</b>	<b>114</b>	<b>54</b>	<b>22</b>	<b>251</b>	<b>1</b>

Part II Offenses Known to Law Enforcement	Middle Hill	Morningside	Mount Oliver	Mount Washington	New Homestead
Forgery	11	1	0	5	0
Simple Assault	56	10	7	88	8
Fraud	9	9	2	40	4
Embezzlement	0	0	0	0	0
Receiving Stolen Prop	3	0	0	5	0
Vandalism	23	23	6	87	0
Carry Weapon	6	0	3	4	0
Prostitution	0	0	0	0	0
Sex Offense	1	0	0	3	2
Drug Offense	29	2	3	19	2
Endangering Children	3	1	0	1	0
DUI	5	3	0	14	1
Liquor Laws	2	0	0	1	0
Public Drunkenness	4	0	0	7	0
Disorderly Conduct	10	6	2	21	1
Other	32	11	7	46	2
<b>Part II Incident Total</b>	<b>194</b>	<b>66</b>	<b>30</b>	<b>341</b>	<b>20</b>
<b>Grand Total</b>	<b>308</b>	<b>120</b>	<b>52</b>	<b>592</b>	<b>21</b>

# CRIME BY NEIGHBORHOOD

Annual Statistical Report

2019

Crime statistics are not a 100% accurate reflection of the actual rate of crimes being committed, as they only represent **reported** crimes. Reporting varies greatly by crime type, with violent crime being reported far more frequently than property crime. Crimes are separated into two categories (Part I and Part II) within the Federal Uniform Crime Reporting (UCR) standards. In 2019, the City of Pittsburgh saw a total of 26,254 reported crimes. Here you will see a breakdown of total crimes by neighborhood.

Part I Offenses Known to Law Enforcement	North Oakland	North Shore	Northview Heights	Oakwood	Overbrook
Murder	0	0	0	0	0
Rape	1	0	0	0	0
Robbery	8	6	6	1	5
Aggravated Assault	4	4	10	0	7
<b>Part 1 Violent Crime Total</b>	<b>13</b>	<b>10</b>	<b>16</b>	<b>1</b>	<b>12</b>
Burglary	15	6	7	1	7
Theft	85	59	34	15	40
Vehicle Theft	4	2	6	0	9
Arson	0	2	3	0	3
<b>Part 1 Property Crime Total</b>	<b>104</b>	<b>69</b>	<b>50</b>	<b>16</b>	<b>59</b>
<b>Part 1 Incident Total</b>	<b>117</b>	<b>79</b>	<b>66</b>	<b>17</b>	<b>71</b>

Part II Offenses Known to Law Enforcement	North Oakland	North Shore	Northview Heights	Oakwood	Overbrook
Forgery	3	5	4	0	2
Simple Assault	30	43	53	10	19
Fraud	23	5	5	4	12
Embezzlement	0	0	0	0	1
Receiving Stolen Prop	0	1	3	0	0
Vandalism	9	20	26	3	17
Carry Weapon	3	2	8	0	1
Prostitution	0	0	1	0	0
Sex Offense	5	3	4	1	2
Drug Offense	6	8	16	3	6
Endangering Children	0	0	1	0	2
DUI	4	7	4	0	8
Liquor Laws	4	1	0	0	0
Public Drunkenness	4	29	3	1	1
Disorderly Conduct	8	16	10	0	5
Other	28	26	21	5	19
<b>Part II Incident Total</b>	<b>127</b>	<b>166</b>	<b>159</b>	<b>27</b>	<b>95</b>
<b>Grand Total</b>	<b>244</b>	<b>245</b>	<b>225</b>	<b>44</b>	<b>166</b>

# CRIME BY NEIGHBORHOOD

Annual Statistical Report

2019

Crime statistics are not a 100% accurate reflection of the actual rate of crimes being committed, as they only represent **reported** crimes. Reporting varies greatly by crime type, with violent crime being reported far more frequently than property crime. Crimes are separated into two categories (Part I and Part II) within the Federal Uniform Crime Reporting (UCR) standards. In 2019, the City of Pittsburgh saw a total of 26,254 reported crimes. Here you will see a breakdown of total crimes by neighborhood.

Part I Offenses Known to Law Enforcement	Perry North	Perry South	Point Breeze	Point Breeze North	Polish Hill
Murder	0	3	0	0	0
Rape	0	0	1	0	0
Robbery	5	9	3	6	0
Aggravated Assault	8	27	4	2	4
<b>Part 1 Violent Crime Total</b>	<b>13</b>	<b>39</b>	<b>8</b>	<b>8</b>	<b>4</b>
Burglary	17	11	33	11	3
Theft	22	59	74	45	16
Vehicle Theft	10	14	9	3	3
Arson	1	0	1	0	0
<b>Part 1 Property Crime Total</b>	<b>50</b>	<b>84</b>	<b>117</b>	<b>59</b>	<b>22</b>
<b>Part 1 Incident Total</b>	<b>63</b>	<b>123</b>	<b>125</b>	<b>67</b>	<b>26</b>

Part II Offenses Known to Law Enforcement	Perry North	Perry South	Point Breeze	Point Breeze North	Polish Hill
Forgery	0	7	5	0	2
Simple Assault	38	63	17	11	9
Fraud	13	14	14	12	11
Embezzlement	0	0	0	0	0
Receiving Stolen Prop	0	7	1	1	1
Vandalism	26	50	17	17	10
Carry Weapon	4	28	2	1	0
Prostitution	1	1	0	1	0
Sex Offense	1	2	1	2	0
Drug Offense	21	54	6	12	4
Endangering Children	1	3	0	0	0
DUI	5	9	5	9	4
Liquor Laws	0	0	1	0	0
Public Drunkenness	1	1	0	2	1
Disorderly Conduct	8	12	4	9	2
Other	15	41	19	14	6
<b>Part II Incident Total</b>	<b>134</b>	<b>292</b>	<b>92</b>	<b>91</b>	<b>50</b>
<b>Grand Total</b>	<b>197</b>	<b>415</b>	<b>217</b>	<b>158</b>	<b>76</b>

# CRIME BY NEIGHBORHOOD

Annual Statistical Report

2019

Crime statistics are not a 100% accurate reflection of the actual rate of crimes being committed, as they only represent **reported** crimes. Reporting varies greatly by crime type, with violent crime being reported far more frequently than property crime. Crimes are separated into two categories (Part I and Part II) within the Federal Uniform Crime Reporting (UCR) standards. In 2019, the City of Pittsburgh saw a total of 26,254 reported crimes. Here you will see a breakdown of total crimes by neighborhood.

Part I Offenses Known to Law Enforcement	Regent Square	Ridgemont	Shadyside	Sheraden	South Oakland
Murder	0	0	0	2	0
Rape	0	0	2	3	1
Robbery	0	0	17	15	4
Aggravated Assault	0	1	9	18	3
<b>Part 1 Violent Crime Total</b>	<b>0</b>	<b>1</b>	<b>28</b>	<b>38</b>	<b>8</b>
Burglary	3	0	60	20	10
Theft	20	5	336	77	65
Vehicle Theft	2	1	15	12	4
Arson	0	0	0	1	0
<b>Part 1 Property Crime Total</b>	<b>25</b>	<b>6</b>	<b>411</b>	<b>110</b>	<b>79</b>
<b>Part 1 Incident Total</b>	<b>25</b>	<b>7</b>	<b>439</b>	<b>148</b>	<b>87</b>

Part II Offenses Known to Law Enforcement	Regent Square	Ridgemont	Shadyside	Sheraden	South Oakland
Forgery	0	1	13	0	2
Simple Assault	1	2	54	103	21
Fraud	2	2	65	23	9
Embezzlement	0	0	3	0	0
Receiving Stolen Prop	0	0	1	3	0
Vandalism	0	2	50	49	12
Carry Weapon	0	0	0	40	2
Prostitution	0	0	0	0	5
Sex Offense	0	0	10	6	1
Drug Offense	1	1	10	28	7
Endangering Children	0	0	1	1	0
DUI	0	1	14	2	4
Liquor Laws	0	0	5	0	0
Public Drunkenness	1	1	30	2	4
Disorderly Conduct	0	0	28	15	13
Other	3	2	44	51	10
<b>Part II Incident Total</b>	<b>8</b>	<b>12</b>	<b>328</b>	<b>323</b>	<b>90</b>
<b>Grand Total</b>	<b>33</b>	<b>19</b>	<b>767</b>	<b>471</b>	<b>177</b>



# CRIME BY NEIGHBORHOOD

Annual Statistical Report

2019

Crime statistics are not a 100% accurate reflection of the actual rate of crimes being committed, as they only represent **reported** crimes. Reporting varies greatly by crime type, with violent crime being reported far more frequently than property crime. Crimes are separated into two categories (Part I and Part II) within the Federal Uniform Crime Reporting (UCR) standards. In 2019, the City of Pittsburgh saw a total of 26,254 reported crimes. Here you will see a breakdown of total crimes by neighborhood.

Part I Offenses Known to Law Enforcement	South Shore	South Side Flats	South Side Slopes	Spring Garden	Spring Hill-City View
Murder	0	1	1	0	1
Rape	2	5	4	0	0
Robbery	1	48	5	2	7
Aggravated Assault	2	44	6	2	15
<b>Part 1 Violent Crime Total</b>	<b>5</b>	<b>98</b>	<b>16</b>	<b>4</b>	<b>23</b>
Burglary	5	52	25	10	17
Theft	17	381	81	17	23
Vehicle Theft	1	31	18	1	3
Arson	0	1	0	1	1
<b>Part 1 Property Crime Total</b>	<b>23</b>	<b>465</b>	<b>124</b>	<b>29</b>	<b>44</b>
<b>Part 1 Incident Total</b>	<b>28</b>	<b>563</b>	<b>140</b>	<b>33</b>	<b>67</b>

Part II Offenses Known to Law Enforcement	South Shore	South Side Flats	South Side Slopes	Spring Garden	Spring Hill-City View
Forgery	1	9	8	1	0
Simple Assault	12	193	34	13	61
Fraud	8	38	12	5	16
Embezzlement	0	2	0	0	1
Receiving Stolen Prop	1	5	2	0	0
Vandalism	4	130	35	12	16
Carry Weapon	0	9	3	3	7
Prostitution	2	0	2	0	1
Sex Offense	1	17	2	1	2
Drug Offense	6	34	19	6	15
Endangering Children	0	0	0	0	1
DUI	7	32	8	1	1
Liquor Laws	0	38	0	0	1
Public Drunkenness	4	188	3	3	0
Disorderly Conduct	3	68	11	0	7
Other	6	264	29	5	26
<b>Part II Incident Total</b>	<b>55</b>	<b>1027</b>	<b>168</b>	<b>50</b>	<b>155</b>
<b>Grand Total</b>	<b>83</b>	<b>1590</b>	<b>308</b>	<b>83</b>	<b>222</b>

# CRIME BY NEIGHBORHOOD

Annual Statistical Report

2019

Crime statistics are not a 100% accurate reflection of the actual rate of crimes being committed, as they only represent **reported** crimes. Reporting varies greatly by crime type, with violent crime being reported far more frequently than property crime. Crimes are separated into two categories (Part I and Part II) within the Federal Uniform Crime Reporting (UCR) standards. In 2019, the City of Pittsburgh saw a total of 26,254 reported crimes. Here you will see a breakdown of total crimes by neighborhood.

Part I Offenses Known to Law Enforcement	Squirrel Hill North	Squirrel Hill South	St. Clair	Stanton Heights	Strip District
Murder	0	0	0	0	0
Rape	1	0	0	0	0
Robbery	3	4	0	0	4
Aggravated Assault	0	6	0	3	10
<b>Part 1 Violent Crime Total</b>	<b>4</b>	<b>10</b>	<b>0</b>	<b>3</b>	<b>14</b>
Burglary	33	56	0	14	17
Theft	86	206	5	33	72
Vehicle Theft	12	5	2	5	6
Arson	0	1	0	2	0
<b>Part 1 Property Crime Total</b>	<b>131</b>	<b>268</b>	<b>7</b>	<b>54</b>	<b>95</b>
<b>Part 1 Incident Total</b>	<b>135</b>	<b>278</b>	<b>7</b>	<b>57</b>	<b>109</b>

Part II Offenses Known to Law Enforcement	Squirrel Hill North	Squirrel Hill South	St. Clair	Stanton Heights	Strip District
Forgery	3	8	1	0	4
Simple Assault	17	41	4	13	35
Fraud	41	49	0	21	17
Embezzlement	1	0	0	0	3
Receiving Stolen Prop	1	1	1	0	1
Vandalism	26	39	2	11	20
Carry Weapon	0	5	0	1	3
Prostitution	5	1	0	0	0
Sex Offense	1	7	0	1	5
Drug Offense	7	24	4	3	5
Endangering Children	0	0	0	0	0
DUI	3	10	0	1	13
Liquor Laws	3	1	0	0	0
Public Drunkenness	3	14	0	2	5
Disorderly Conduct	16	26	0	5	5
Other	20	43	1	12	21
<b>Part II Incident Total</b>	<b>147</b>	<b>269</b>	<b>13</b>	<b>70</b>	<b>137</b>
<b>Grand Total</b>	<b>282</b>	<b>547</b>	<b>20</b>	<b>127</b>	<b>246</b>

# CRIME BY NEIGHBORHOOD

Annual Statistical Report

2019

Crime statistics are not a 100% accurate reflection of the actual rate of crimes being committed, as they only represent **reported** crimes. Reporting varies greatly by crime type, with violent crime being reported far more frequently than property crime. Crimes are separated into two categories (Part I and Part II) within the Federal Uniform Crime Reporting (UCR) standards. In 2019, the City of Pittsburgh saw a total of 26,254 reported crimes. Here you will see a breakdown of total crimes by neighborhood.

Part I Offenses Known to Law Enforcement	Summer Hill	Swisshelm Park	Terrace Village	Troy Hill	Upper Hill
Murder	0	0	0	1	2
Rape	0	0	0	1	0
Robbery	0	0	4	0	3
Aggravated Assault	0	0	17	12	6
<b>Part 1 Violent Crime Total</b>	<b>0</b>	<b>0</b>	<b>21</b>	<b>14</b>	<b>11</b>
Burglary	8	2	6	3	10
Theft	4	26	24	26	21
Vehicle Theft	2	1	2	2	5
Arson	0	0	1	2	1
<b>Part 1 Property Crime Total</b>	<b>14</b>	<b>29</b>	<b>33</b>	<b>33</b>	<b>37</b>
<b>Part 1 Incident Total</b>	<b>14</b>	<b>29</b>	<b>54</b>	<b>47</b>	<b>48</b>

Part II Offenses Known to Law Enforcement	Summer Hill	Swisshelm Park	Terrace Village	Troy Hill	Upper Hill
Forgery	0	0	1	0	1
Simple Assault	10	2	30	21	26
Fraud	1	3	4	13	5
Embezzlement	0	0	0	0	0
Receiving Stolen Prop	0	0	1	1	1
Vandalism	4	0	14	24	11
Carry Weapon	0	1	4	2	2
Prostitution	0	0	0	0	0
Sex Offense	0	1	1	2	0
Drug Offense	0	0	4	14	14
Endangering Children	0	0	1	1	0
DUI	4	1	0	5	3
Liquor Laws	0	0	0	0	0
Public Drunkenness	0	1	2	0	0
Disorderly Conduct	1	0	4	10	2
Other	5	1	11	13	19
<b>Part II Incident Total</b>	<b>25</b>	<b>10</b>	<b>77</b>	<b>106</b>	<b>84</b>
<b>Grand Total</b>	<b>39</b>	<b>39</b>	<b>131</b>	<b>153</b>	<b>132</b>

# CRIME BY NEIGHBORHOOD

Annual Statistical Report

2019

Crime statistics are not a 100% accurate reflection of the actual rate of crimes being committed, as they only represent **reported** crimes. Reporting varies greatly by crime type, with violent crime being reported far more frequently than property crime. Crimes are separated into two categories (Part I and Part II) within the Federal Uniform Crime Reporting (UCR) standards. In 2019, the City of Pittsburgh saw a total of 26,254 reported crimes. Here you will see a breakdown of total crimes by neighborhood.

Part I Offenses Known to Law Enforcement	Upper Lawrenceville	West End	West Oakland	Westwood	Windgap
Murder	0	0	0	0	0
Rape	1	0	2	1	0
Robbery	0	2	4	2	1
Aggravated Assault	2	3	3	3	2
<b>Part 1 Violent Crime Total</b>	<b>3</b>	<b>5</b>	<b>9</b>	<b>6</b>	<b>3</b>
Burglary	9	2	10	4	3
Theft	38	14	17	40	15
Vehicle Theft	6	1	0	4	1
Arson	2	0	1	1	0
<b>Part 1 Property Crime Total</b>	<b>55</b>	<b>17</b>	<b>28</b>	<b>49</b>	<b>19</b>
<b>Part 1 Incident Total</b>	<b>58</b>	<b>22</b>	<b>37</b>	<b>55</b>	<b>22</b>

Part II Offenses Known to Law Enforcement	Upper Lawrenceville	West End	West Oakland	Westwood	Windgap
Forgery	0	1	0	0	0
Simple Assault	28	9	19	12	8
Fraud	9	6	9	7	1
Embezzlement	0	0	0	1	0
Receiving Stolen Prop	0	1	0	1	0
Vandalism	14	2	15	12	5
Carry Weapon	1	0	0	0	6
Prostitution	0	0	1	0	0
Sex Offense	1	0	5	1	0
Drug Offense	5	6	4	1	2
Endangering Children	0	0	1	0	0
DUI	3	4	1	3	1
Liquor Laws	0	0	2	0	0
Public Drunkenness	2	3	2	0	0
Disorderly Conduct	6	5	4	8	3
Other	14	13	14	4	2
<b>Part II Incident Total</b>	<b>83</b>	<b>50</b>	<b>77</b>	<b>50</b>	<b>28</b>
<b>Grand Total</b>	<b>141</b>	<b>72</b>	<b>114</b>	<b>105</b>	<b>50</b>

# CRIME BY NEIGHBORHOOD

Crime statistics are not a 100% accurate reflection of the actual rate of crimes being committed, as they only represent **reported** crimes. Reporting varies greatly by crime type, with violent crime being reported far more frequently than property crime. Crimes are separated into two categories (Part I and Part II) within the Federal Uniform Crime Reporting (UCR) standards. In 2019, the City of Pittsburgh saw a total of 26,254 reported crimes. Here you will see a breakdown of crimes reported to the Pittsburgh Bureau of Police occurring outside of the city, plus a grand total of all crimes .

Part I Offenses Known to Law Enforcement	Outside the City/Other	Grand Total All Reported Crimes
Murder	0	37
Rape	0	81
Robbery	0	652
Aggravated Assault	3	795
<b>Part 1 Violent Crime Total</b>	<b>3</b>	<b>1565</b>
Burglary	0	1300
Theft	10	5909
Vehicle Theft	0	641
Arson	0	96
<b>Part 1 Property Crime Total</b>	<b>10</b>	<b>7946</b>
<b>Part 1 Incident Total</b>	<b>13</b>	<b>9511</b>

Part II Offenses Known to Law Enforcement	Outside the City/Other	Grand Total All Reported Crimes
Forgery	2	334
Simple Assault	11	3755
Fraud	1	1372
Embezzlement	0	33
Receiving Stolen Prop	1	153
Vandalism	5	2356
Carry Weapon	0	420
Prostitution	0	157
Sex Offense	0	229
Drug Offense	5	1538
Endangering Children	1	100
DUI	1	480
Liquor Laws	0	197
Public Drunkenness	3	639
Disorderly Conduct	4	933
Other	5	2580
<b>Part II Incident Total</b>	<b>39</b>	<b>15276</b>
<b>Grand Total</b>	<b>52</b>	<b>24787</b>

# ACKNOWLEDGMENTS

Cmdr. Eric Holmes, Chief of Staff

Crime Analysis Unit

Dr. Heath Johnson, Coordinator

Chad Efaw

Brittany Urban

Nicole Merrick

Dan Andrus

Erin Frank, Domestic Violence Crime Analyst



Please Note: Totals and percentages presented in this report are the most accurate available at the time this report is compiled. UCR figures are subject to change over time.